

Just follow the 5 easy steps in this brochure and you'll be on your way in no time...

➡ Read this first!

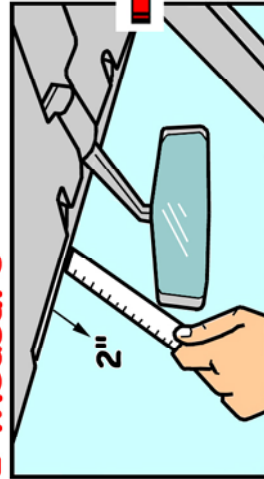
- ◆ You **MUST** correctly and permanently install the tag on the windshield before approaching the access control gate. Do not attach the tag to your visor or other temporary location.
- ◆ Do not wave the tag or hold it inside or outside your vehicle as you approach the access control gate.
- ◆ If you have another type of tag on your windshield, it must be at least 2 inches away from the windshield sticker tag.
- ◆ If you have a metallized windshield, you **must** use a license plate tag rather than a windshield tag. Contact the facility manager. (Refer to the Web site noted on the back of this brochure for a list of metallized windshields.)
- ◆ Install the tag when the windshield's temperature is **above** 50°F (10°C). In colder climates, use your heater/ defroster to warm the windshield before installing the tag.

➡ Here's what you need...



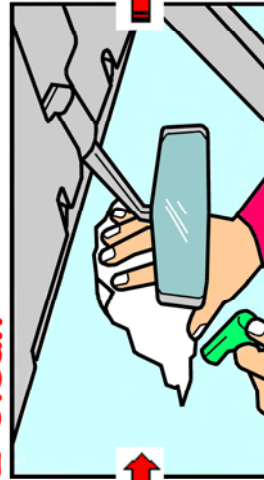
➡ Positioning Your Tag

1 Measure

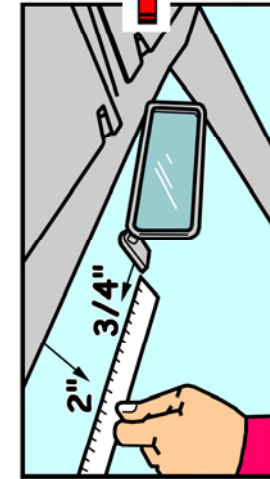
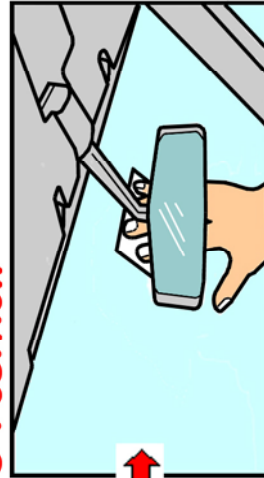


Mirror Post On Header


2 Clean



3 Position




High Mirror Post



Low Mirror Post



4 Peel



5 Apply

Make sure you have the tag in the correct location before touching it to the glass. Once you have applied it to the glass, you cannot move it without damaging it.



➡ You're finished!


You're ready to use your tag in the facility. Approach the access control gate slowly so that the tag reader will read the tag correctly and the gate arm will rise.



For a list of vehicles with metallized windshields, go to the following web site:

www.transcore.com/support/Vehicles%20Only%20List.pdf

➡ Removing Your Tag



Quick and Easy Installation Instructions for

Windshield Sticker Tag

Note to Facility Manager: These instructions are for use with an overhead or side-fire reader system.



If your tag looks like a decal sticker - thin, flat, about 1 3/4" x 3 1/4" - use these instructions to correctly place it on your windshield. If you have a different type of tag, request other installation instructions from the facility manager.

TRANS CORE