

ANNUAL BUDGETARY REPORT

For the year ended June 30, 2008

TABLE OF CONTENTS

	Page
State Accounting Administrator's Transmittal Letter and Executive Summary	3 - 5
Charts of Revenues, Expenditures and General Fund Cash Balances	6 - 9
Schedule of Assets, Liabilities and Fund Equity	10 - 11
Schedule of Revenues, Expenditures, and Changes in Fund Balances	12 - 13
Schedule of Budgeted and Actual Expenditures Paid by Program	14 - 41
Schedule of Expenditures by Major Account Category - All Funds	42 - 53
Schedule of Expenditures by Fund Type - All Funds	54 - 62
Schedule of Personal Service Expenditures by Fund Type - All Funds	63 - 70
Schedule of Personal Service Limitation by Program	71 - 80
Analysis of Personal Services	81
Schedule of Fund Equity by Fund Type	82 - 88
Schedule of Major Aid Payments	89
Schedule of Total Expenditures by Agency - All Funds	90 - 91
Schedule of Total Personal Service Expenditures by Agency - All Funds	92 - 93
Schedule of Total Operating Expenditures by Agency - All Funds	94 - 95
Schedule of Total Travel Expenditures by Agency - All Funds	96 - 97
Schedule of Total Capital Expenditures by Agency - All Funds	98 - 99
Schedule of Total Government Aid Expenditures by Agency - All Funds	100 - 101
Schedule of Taxes Received by Revenue Source	102

NOTE: Information reported in all charts and schedules included in the Annual Budgetary Report reflect a modified accrual basis of reporting.

This Page Intentionally Left Blank

October 22, 2008

The Honorable David Heineman, Governor
Members of the Legislature
Citizens of the State of Nebraska

I am pleased to submit the State of Nebraska Annual Budgetary Report for the year ended June 30, 2008.

The Budgetary Report contains detailed budget and accounting information based on the modified accrual basis of accounting. This report does not provide financial information in accordance with Generally Accepted Accounting Principles (GAAP) since the reporting basis used for this report differs significantly from GAAP. A Comprehensive Annual Financial Report (CAFR) will be prepared and issued later in a format prescribed by the Governmental Accounting Standards Board (GASB), GAAP, and other authoritative sources.

The purpose of the Annual Budgetary Report is to show compliance with the Legislature's appropriation mandates at the program level and to provide additional information on revenues and expenditures that are not generally presented in the State's CAFR. We have included many schedules, most of them detailing how the State spent its financial resources. Such schedules are listed in the table of contents.

Basis of Accounting and Budgetary Control

The centralized state accounting system utilizes the Nebraska Information System. Accounting records in the accounting system are maintained on a modified accrual basis. As such, our system accounts not only for cash transactions but also creates an expense when payables are recorded, not when cash is paid out. Small amounts of revenue are recorded as receivables before the cash is collected; however, for the most part, revenues are recognized when received rather than when earned. Certain other expenditures are recognized when paid rather than when incurred.

The State's budgetary control is maintained at the program level. A program is an activity or goal to be accomplished with the resources provided. Resources for a program will frequently be derived from more than one fund type as indicated in the Schedule of Budgeted and Actual Expenditures Paid by Program on pages 14 to 41 of this report.

Executive Summary of 2008 Financial Operations

The State utilizes eight fund types that define the general nature of the accounting activity being conducted. The eight fund types are:

GENERAL FUND – Used to account for activities funded by general tax dollars, primarily sales and income taxes, and related expenditures and transfers. During fiscal year 2008, the State's General Fund balance decreased by \$10,677,552 (analysis below) resulting in a fund balance of \$580,036,325 and a cash balance of \$601,205,957 at June 30, 2008 (see page 10).

Fiscal Year 2008 General Fund Activity:

Revenues	\$3,485,877,000
Expenditures	(3,235,792,486)
Transfer to Cash Reserve Fund	(199,190,038)
Other Net Transfers/Proceeds	(61,572,028)
FY08 Increase (per page 12)	<u><u>(\$10,677,552)</u></u>

Summarized comparison of General Fund revenues (net of refunds):

Category	2008	2007	Increase (Decrease)	
			Amount	Percentage
Taxes:				
Income	\$1,958,997,058	\$1,863,922,404	\$95,074,654	5.1 %
Sales and Use	1,321,867,139	1,303,826,416	18,040,723	1.4
Excise	80,208,609	75,830,610	4,377,999	5.8
Estate	6,843,817	27,366,176	(20,522,359)	(75.0)
Business and Franchise	37,487,788	26,310,594	11,177,194	42.5
Property	137,189	122,396	14,793	12.1
Total Taxes	\$3,405,541,600	\$3,297,378,596	\$108,163,004	3.3 %
Other	57,544,644	50,120,725	7,423,919	14.8
Services, Goods, and Licenses	22,811,850	21,498,745	1,313,105	6.1
Intergovernmental	(21,094)	256,371	(277,465)	(108.2)
Total Revenues	\$3,485,877,000	\$3,369,254,437	\$116,622,563	3.5 %

The Individual Income Tax Rates range from 2.56% to 6.84% of Nebraska income. The Corporate Income Tax Rate is 5.58% of the first \$50,000 of taxable income and 7.81% of the excess. The Individual and Corporate Rates did not change during fiscal year 2008. The Nebraska Sales Tax Rate of 5.5% has not changed since October 1, 2002.

Summarized comparison of General Fund expenditures:

Category	2008	2007	Increase (Decrease)	
			Amount	Percentage
Aid to Individuals and Governments	\$2,097,113,820	\$1,977,705,542	\$119,408,278	6.0 %
Personal Services	915,297,321	900,239,429	15,057,892	1.7
Operating Expenses	199,516,717	192,387,430	7,129,287	3.7
Capital Outlay	13,923,129	13,920,731	2,398	0.0
Travel	9,941,499	10,499,010	(557,511)	(5.3)
Total Expenditures	\$3,235,792,486	\$3,094,752,142	\$141,040,344	4.6 %

CASH RESERVE FUND – Used to account for cash held as a reserve (“rainy day” fund) for the General Fund, should the General Fund balance become insufficient to meet current obligations.

Beginning Balance on July 1, 2007	\$516,087,790
Transfer from General Fund – Prior Year Excess Receipts	191,436,774
Other Transfer From General Fund	7,753,264
Transfers to General Fund	(67,931,030)
Transfer to Capital Construction Fund	(87,000,000)
Other Transfers for Specific Purposes	<u>(14,801,000)</u>
Ending Balance on June 30, 2008	<u>\$545,545,798</u>

CASH FUNDS – Used to account for revenues and expenditures that are directly related to specific activities with sources outside of state government. This excludes activities with the federal government, which are accounted for in federal funds. There was \$1,060,417,468 received in the Cash Funds during fiscal year 2008. Expenditures in the Cash Funds of \$1,563,071,222 were partially offset by net transfers in of \$571,538,854.

CONSTRUCTION FUNDS – Used to account for the financial activities related to the acquisition or construction of major capital facilities. Spending on construction projects totaled \$42,933,427 for fiscal year 2008, funded almost entirely by transfers from the General Fund. The fund balance as of June 30, 2008, was \$66,305,110.

FEDERAL FUNDS – Used to account for the financial activities related to the receipt and disbursement of funds generated from the federal government as a result of grants or contracts. Federal Funds totaling \$2,108,831,138 were received in fiscal year 2008 from various federal agencies and spent on Medicaid, aid to education, and other projects and programs.

REVOLVING FUNDS – Used to account for the financing of goods or services provided by one state agency to another state agency on a cost-reimbursement basis. In fiscal year 2008, \$598,750,253 was transferred between state agencies for goods and services (such as data processing, accounting, communication, and purchasing) and for building and equipment (including motor pool) rentals.

TRUST FUNDS - Used to account for assets held in a trustee capacity. The Trust Funds had fund balances totaling \$10,521,636,953 on June 30, 2008, which largely consists of retirement funds for state employees, county employees, school employees, judges, and the Nebraska State Patrol.

DISTRIBUTIVE FUNDS – Used to account for assets held as an agent for individuals, private organizations, and other governments and/or other funds. Since by definition Distributive Fund receipts and disbursements are reported directly into asset or liability accounts, the Distributive Fund type is shown only on the Schedule of Assets, Liabilities, and Fund Equity. As of June 30, 2008, the State held \$107,457,363 in Distributive Funds.

Respectfully Submitted,

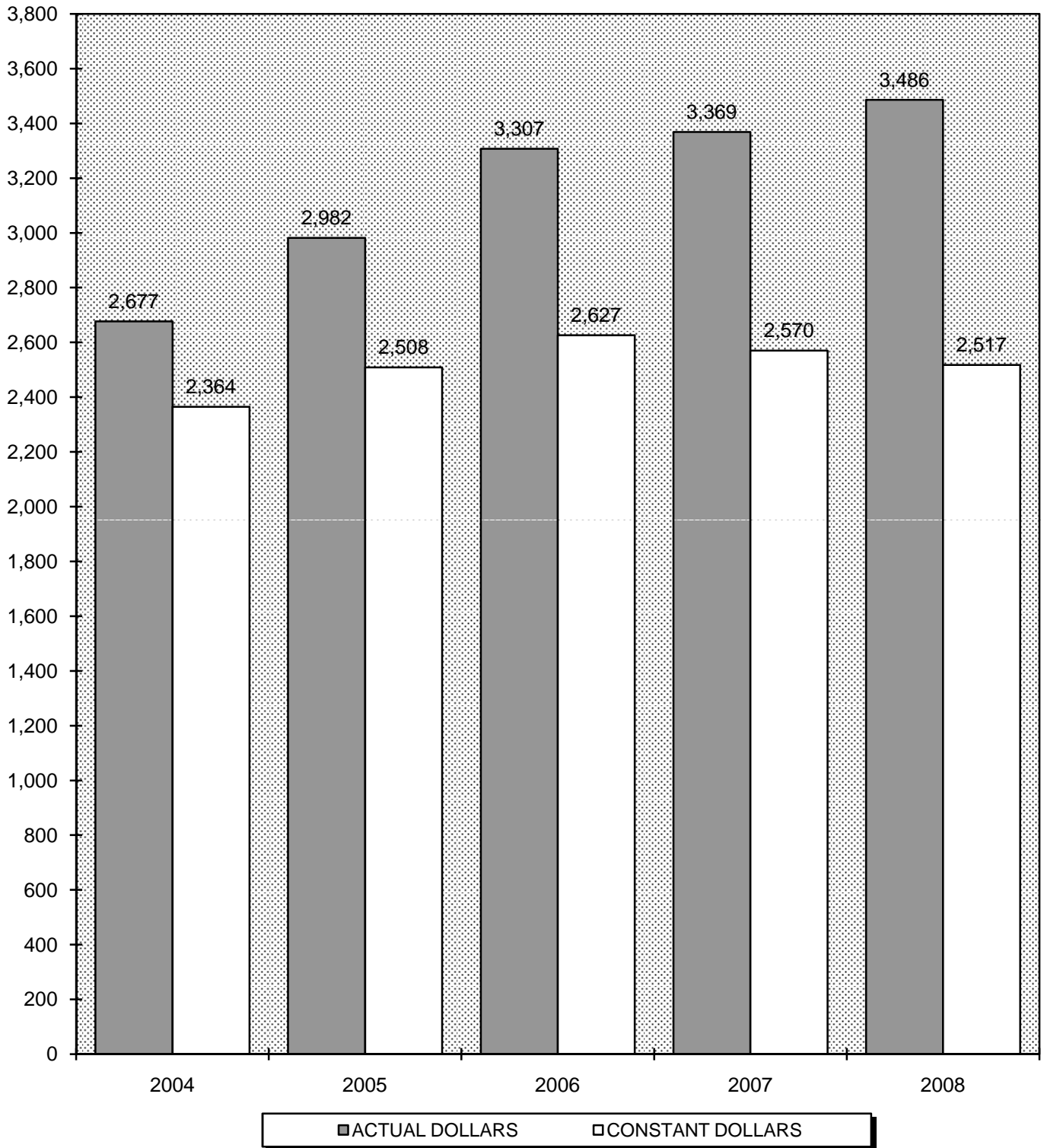


Paul Carlson
State Accounting Administrator

GENERAL FUND REVENUES

For the years ended June 30, 2004 through June 30, 2008

Dollars in Millions

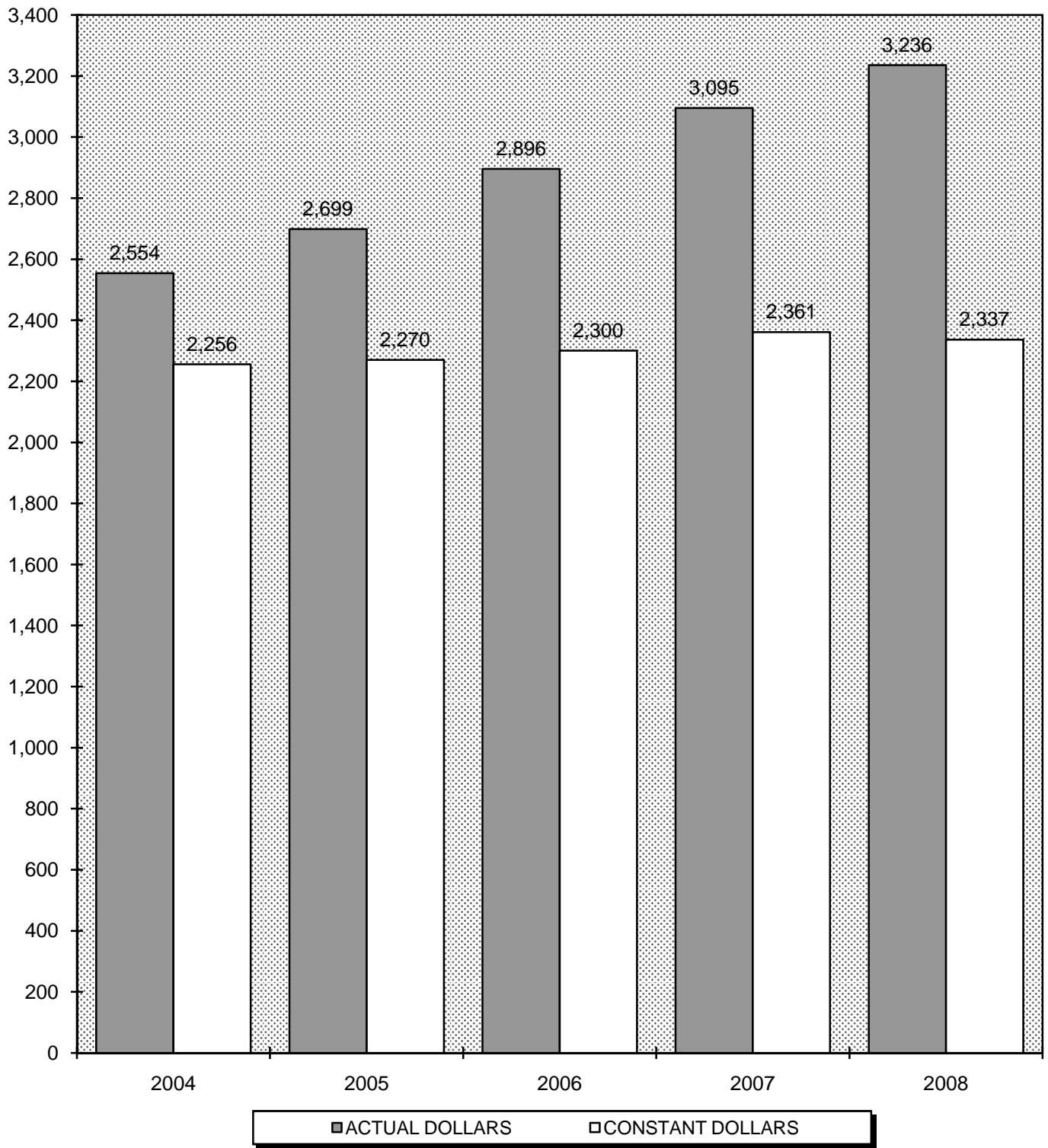


NOTE: Constant Dollar Base Year = calendar year 2000
Department of Commerce, Bureau of Economic Analysis data was used to compute constant dollar figures.

GENERAL FUND EXPENDITURES

For the years ended June 30, 2004 through June 30, 2008

Dollars in Millions

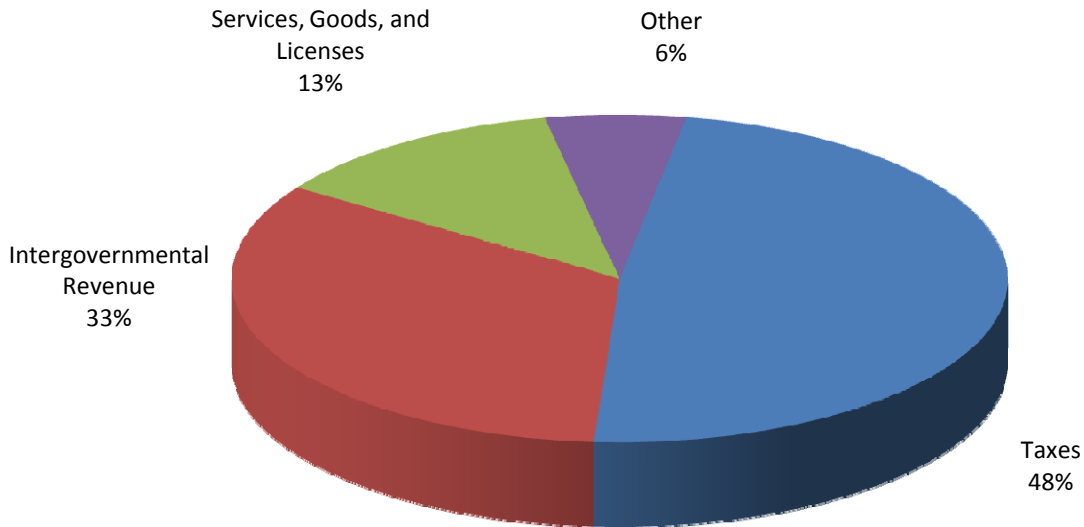


NOTE: Constant Dollar Base Year = calendar year 2000
Department of Commerce, Bureau of Economic Analysis data was used to compute constant dollar figures.

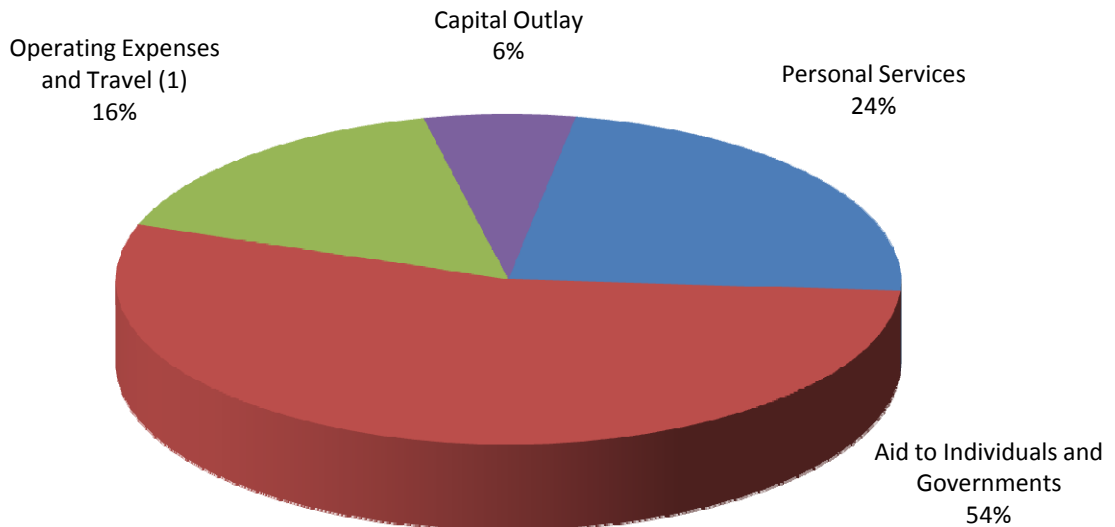
COMBINED REVENUES AND EXPENDITURES ALL BUDGETED FUND TYPES

For the year ended June 30, 2008

REVENUES



EXPENDITURES

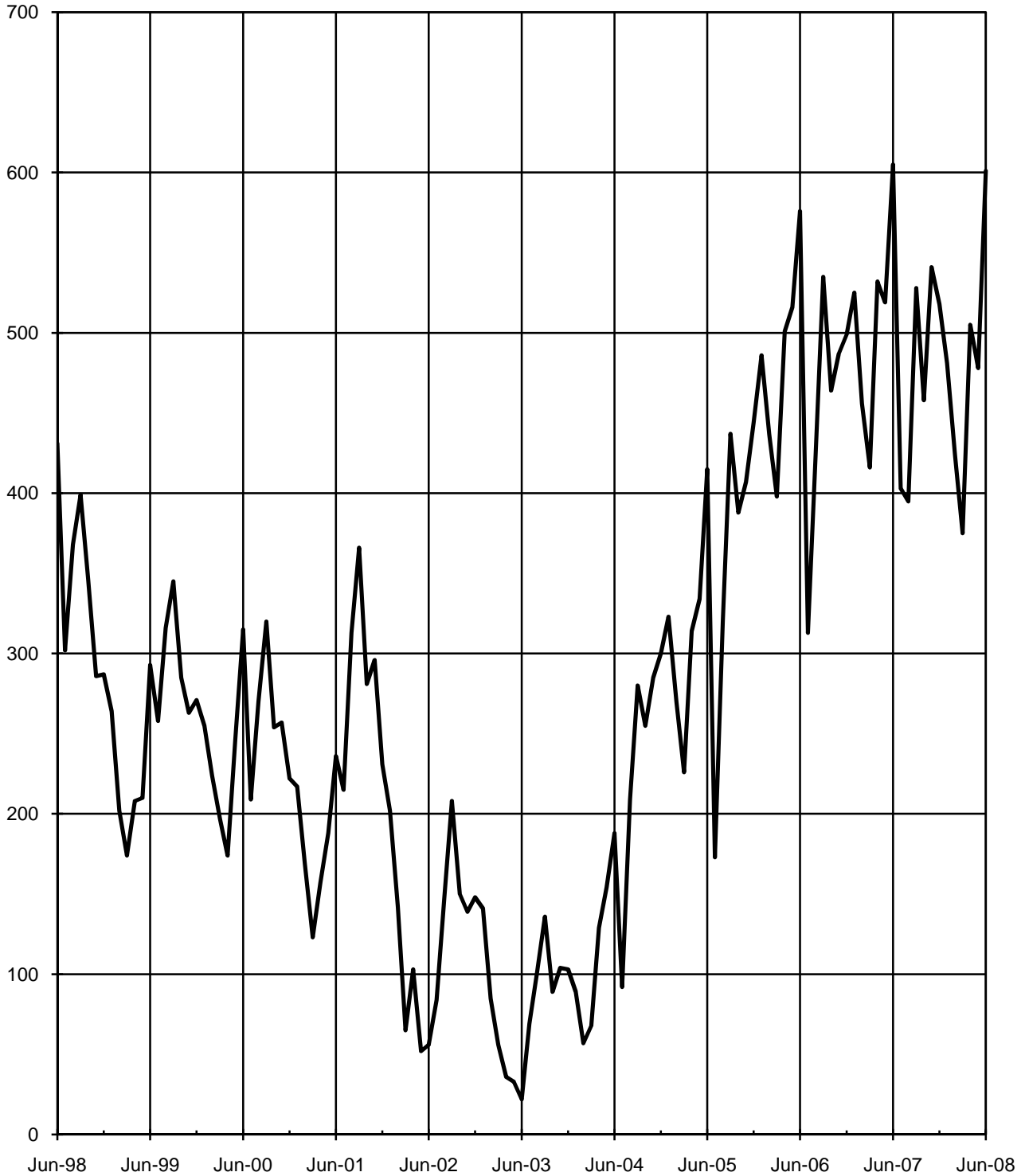


(1) Travel is less than 1%

GENERAL FUND CASH BALANCES

For the Period June 30, 1998 through June 30, 2008

Dollars in Millions



State of Nebraska

SCHEDULE OF ASSETS, LIABILITIES AND FUND EQUITY

As of June 30, 2008

	GENERAL FUND	CASH RESERVE FUND	CASH FUNDS	CONSTRUCTION FUNDS
ASSETS:				
Cash in Bank (1)	\$ 601,205,957	\$ 545,545,798	\$ 784,089,050	\$ 66,371,485
Petty Cash	19,590	-	997,015	-
Investments		-	1,367,798	-
Loans Receivable		-	11,189,719	-
Accounts Receivable	66,312	-	3,326,864	-
Due from Other Funds		-	9,158,136	-
Other Assets	2,322,210	-	605,949	-
	<u>\$ 603,614,069</u>	<u>\$ 545,545,798</u>	<u>\$ 810,734,531</u>	<u>\$ 66,371,485</u>
LIABILITIES AND FUND EQUITY:				
LIABILITIES:				
Due to Other Governments	\$ 1,009,705	\$ -	\$ 79,349	\$ -
Accounts Payable	20,880,179	-	9,450,780	66,375
Customer Deposits	6,217	-	6,019,166	-
Due to Other Funds	1,681,310	-	7,794,540	-
Other Liabilities	333	-	227,421	-
	<u>23,577,744</u>	<u>-</u>	<u>23,571,256</u>	<u>66,375</u>
FUND EQUITY: (2)				
Reserved for:				
Loans	-	-	11,189,719	-
Long Term Investments	-	-	1,367,798	-
Public Employees Retirement Funds	-	-	-	-
Unreserved/Undesignated	580,036,325	545,545,798	774,605,758	66,305,110
	<u>580,036,325</u>	<u>545,545,798</u>	<u>787,163,275</u>	<u>66,305,110</u>
TOTAL LIABILITIES AND FUND EQUITY	<u>\$ 603,614,069</u>	<u>\$ 545,545,798</u>	<u>\$ 810,734,531</u>	<u>\$ 66,371,485</u>

(1) Cash is invested on a daily basis by the Investment Council.

(2) For detail by Agency, see Schedule of Fund Equity by Fund Type.

FEDERAL FUNDS	REVOLVING FUNDS	TOTAL BUDGETED FUNDS	TRUST FUNDS	DISTRIBUTIVE FUNDS	TOTAL (Memo Only)
\$ 63,982,534	\$ 199,107,448	\$ 2,260,302,272	\$ 328,822,405	\$ 73,143,875	\$ 2,662,268,552
-	300	1,016,905	41,900	-	1,058,805
2,770,685	-	4,138,483	9,978,391,086	-	9,982,529,569
80,831	76,959	11,347,509	237,347,678	-	248,695,187
3,328,175	5,257,387	11,978,738	3,663,379	436,795	16,078,912
3,848,100	7,735,000	20,741,236	350,000	4,564,076	25,655,312
193,642	3,743,527	6,865,328	28,010	29,312,617	36,205,955
<u>\$ 74,203,967</u>	<u>\$ 215,920,621</u>	<u>\$ 2,316,390,471</u>	<u>\$ 10,548,644,458</u>	<u>\$ 107,457,363</u>	<u>\$ 12,972,492,292</u>
\$ -		\$ 1,089,054		\$ 64,424,414	\$ 65,513,468
12,689,733	3,059,188	46,146,255	1,158,000	14,440,059	61,744,314
2,179,507	679,809	8,884,699	2,102,159	6,031,127	17,017,985
7,046,486	4,756,234	21,278,570	11,359,711	3,353,178	35,991,459
-	-	227,754	12,387,635	19,208,585	31,823,974
<u>21,915,726</u>	<u>8,495,231</u>	<u>77,626,332</u>	<u>27,007,505</u>	<u>107,457,363</u>	<u>212,091,200</u>
80,831	76,959	11,347,509	237,347,678	-	248,695,187
2,770,685	-	4,138,483	1,219,864,391	-	1,224,002,874
-	-	-	8,758,526,695	-	8,758,526,695
49,436,725	207,348,431	2,223,278,147	305,898,189	-	2,529,176,336
<u>52,288,241</u>	<u>207,425,390</u>	<u>2,238,764,139</u>	<u>10,521,636,953</u>	<u>-</u>	<u>12,760,401,092</u>
<u>\$ 74,203,967</u>	<u>\$ 215,920,621</u>	<u>\$ 2,316,390,471</u>	<u>\$ 10,548,644,458</u>	<u>\$ 107,457,363</u>	<u>\$ 12,972,492,292</u>

State of Nebraska

SCHEDULE OF REVENUES, EXPENDITURES, AND CHANGES IN FUND BALANCES

For the year ended June 30, 2008

	GENERAL FUND	CASH RESERVE FUND	CASH FUNDS
REVENUES, net of refunds:			
Taxes (See page 102)	\$ 3,405,541,600	\$ -	\$ 110,160,266
Intergovernmental Revenue	(21,094)	-	315,437,930
Services, Goods and Licenses/Permits	22,811,850	-	410,691,745
Other	57,544,644	-	224,127,627
	<u>3,485,877,000</u>	<u>-</u>	<u>1,060,417,568</u>
EXPENDITURES:			
Personal Services	915,297,321	-	392,206,579
Operating Expenses	199,516,717	-	365,882,703
Travel	9,941,499	-	12,329,957
Capital Outlay	13,923,129	-	384,406,983
Aid to Individuals and Governments (See page 89)	2,097,113,820	-	408,245,000
	<u>3,235,792,486</u>	<u>-</u>	<u>1,563,071,222</u>
Excess of Revenues Over (Under) Expenditures	<u>250,084,514</u>	<u>-</u>	<u>(502,653,654)</u>
OTHER FINANCING SOURCES (USES):			
Proceeds From Sale of Assets	328,965	-	4,562,096
Proceeds from Bonds	-	-	-
Operating Transfers In	87,887,653	199,190,038	1,039,017,023
Operating Transfers Out	(348,978,684)	(169,732,030)	(467,478,169)
Total Other Financing Sources (Uses)	<u>(260,762,066)</u>	<u>29,458,008</u>	<u>576,100,950</u>
Excess of Revenues and Other Sources Over (Under) Expenditures and Other Uses	(10,677,552)	29,458,008	73,447,296
Other Adjustments to Fund Balances	<u>-</u>	<u>-</u>	<u>(6,735,575)</u>
CHANGES IN FUND BALANCES	(10,677,552)	29,458,008	66,711,721
FUND BALANCES, JULY 1, 2007	<u>590,713,877</u>	<u>516,087,790</u>	<u>720,451,554</u>
FUND BALANCES, JUNE 30, 2008	<u>\$ 580,036,325</u>	<u>\$ 545,545,798</u>	<u>\$ 787,163,275</u>

CONSTRUCTION FUNDS	FEDERAL FUNDS	REVOLVING FUNDS	TOTAL BUDGETED FUNDS	TRUST FUNDS	TOTAL (Memo Only)
\$ -	\$ -	\$ -	\$ 3,515,701,866	\$ 457,130,505	\$ 3,972,832,371
-	2,108,831,138	2,753,079	2,427,001,053	5,255,093	2,432,256,146
-	14,698,003	465,914,079	914,115,677	205,969,420	1,120,085,097
<u>3,529,542</u>	<u>11,525,624</u>	<u>130,083,095</u>	<u>426,810,532</u>	<u>817,747,563</u>	<u>1,244,558,095</u>
<u>3,529,542</u>	<u>2,135,054,765</u>	<u>598,750,253</u>	<u>7,283,629,128</u>	<u>1,486,102,581</u>	<u>8,769,731,709</u>
-	258,629,826	197,304,892	1,763,438,618	122,108,113	1,885,546,731
24,840,137	263,147,629	327,723,286	1,181,110,472	713,855,773	1,894,966,245
-	9,998,532	10,132,832	42,402,820	7,336,372	49,739,192
18,093,290	31,934,365	23,152,609	471,510,376	95,739,421	567,249,797
-	1,588,625,462	11,145,439	4,105,129,721	209,362,982	4,314,492,703
<u>42,933,427</u>	<u>2,152,335,814</u>	<u>569,459,058</u>	<u>7,563,592,007</u>	<u>1,148,402,661</u>	<u>8,711,994,668</u>
<u>(39,403,885)</u>	<u>(17,281,049)</u>	<u>29,291,195</u>	<u>(279,962,879)</u>	<u>337,699,920</u>	<u>57,737,041</u>
-	5,164	1,184,729	6,080,954	5,291,870	11,372,824
-	-	-	-	43,199,922	43,199,922
101,955,992	11,081,568	36,670,129	1,475,802,403	251,668,638	1,727,471,041
-	(11,259,273)	(37,622,723)	(1,035,070,879)	(884,609,641)	(1,919,680,520)
<u>101,955,992</u>	<u>(172,541)</u>	<u>232,135</u>	<u>446,812,478</u>	<u>(584,449,211)</u>	<u>(137,636,733)</u>
62,552,107	(17,453,590)	29,523,330	166,849,599	(246,749,291)	(79,899,692)
-	(2,541,623)	1,556,202	(7,720,996)	21,881,855	14,160,859
62,552,107	(19,995,213)	31,079,532	159,128,603	(224,867,436)	(65,738,833)
<u>3,753,003</u>	<u>72,283,454</u>	<u>176,345,858</u>	<u>2,079,635,536</u>	<u>10,746,504,389</u>	<u>12,826,139,925</u>
<u>\$ 66,305,110</u>	<u>\$ 52,288,241</u>	<u>\$ 207,425,390</u>	<u>\$ 2,238,764,139</u>	<u>\$ 10,521,636,953</u>	<u>\$ 12,760,401,092</u>

State of Nebraska

SCHEDULE OF BUDGETED AND ACTUAL EXPENDITURES PAID BY PROGRAM

For the year ended June 30, 2008

AGENCY/PROGRAM	GENERAL		CASH		CONSTRUCTION	
	BUDGET	ACTUAL	BUDGET	ACTUAL	BUDGET	ACTUAL
Abstracters, Board of Examiners						
058 Enforce Standards - Abstracters	\$ -	\$ -	\$ 41,176	\$ 39,001	\$ -	\$ -
Accountability & Disclosure Commission, Nebraska						
094 Administration	341,798	320,760	201,652	192,640		
095 Campaign Finance			818,386			
	<u>341,798</u>	<u>320,760</u>	<u>1,020,038</u>	<u>192,640</u>	<u>-</u>	<u>-</u>
Administrative Services						
049 Departmental Administration						
101 Chief Information Officer	419,888	408,700	442,774	120,052		
169 Washington Consultant	8,197	2,705				
170 Intergovernmental Communication						
171 Supporting Services - Materiel			84,134	47,877		
172 Information Management						
173 Communications			5,352,800	2,244,517		
180 Transportation Service Bureau						
245 Public Safety Comm System	2,114,681	213,132				
509 Budget Administration	2,372,521	1,368,503				
535 Risk Management	88,118	68,993				
536 Sundry Claims	391,364	355,693				
560 Building and Grounds	742,911	672,199	2,104,673	788,743		
567 Fiscal Administration						
573 Operations - LB309			481,780	325,591		
591 Tort Claims	617,638	530,340	9,954,483	9,933,532		
592 Indemnification Claims	241,250	7,034				
593 Workers Comp Claims						
594 State Insurance						
605 Personnel Division	1,567,536	1,284,536				
606 Benefits Administration			727,638	686,486		
608 Employee Relations	379,062	322,706				
625 Resource Information Study	484,430	484,430	1,953,888	1,953,888		
672 Primary Class Dev			1,250,000	1,000,000		
673 Metropolitan Class Dev			1,875,000	1,500,000		
685 Capitol Commission	4,381,227	3,324,752	23,864	15,999		
901 State Capitol Improvements					1,691,480	588,609
913 Parking Expansion						
920 Executive Bldg Purchase						
923 Cap Environs Prop Purchase						
924 Capitol Parking Study					90,000	
932 City Water Connect- LRC					73,763	13,062
933 Capitol Environs Prop Acquis.					1,220,000	1,220,000
935 Public Safety comm. Towers					1,525,822	
939 State Capitol Complex					9,332,280	5,562,450
940 Building Renewal Projects - LB309			17,987,790			
941 Administrative Services - LB309			4,772,848	985,129		
942 Corrections - LB309			4,054,282	1,478,421		
943 SBD Parking Fac-Allocation			225,911	29,222		
945 Game and Parks - LB309			1,368,547	412,957		
946 Historical Society - LB309			108,951	78,274		
947 DPI / HHSS - LB309			16,769,501	4,376,644		
948 Military - LB309			579,332	190,271		
949 Colleges - LB309			6,847,335	3,440,243		
950 UNK - LB309			999,134	563,197		

FEDERAL		REVOLVING		TOTAL		UNDER (OVER)
BUDGET	ACTUAL	BUDGET	ACTUAL	BUDGET	ACTUAL	BUDGET
\$ -	\$ -	\$ -	\$ -	41,176	39,001	2,175
				543,450	513,400	30,050
				818,386	0	818,386
-	-	-	-	1,361,836	513,400	848,436
		2,840,710	1,786,622	2,840,710	1,786,622	1,054,088
				862,662	528,752	333,910
				8,197	2,705	5,492
		3,276,486	2,642,275	3,276,486	2,642,275	634,211
		23,018,974	20,049,323	23,103,108	20,097,200	3,005,908
		59,445,698	37,909,902	59,445,698	37,909,902	21,535,796
225,160	225,160	30,214,831	23,945,255	35,792,791	26,414,932	9,377,859
		9,171,816	6,220,677	9,171,816	6,220,677	2,951,139
2,045,475	312,827			4,160,156	525,959	3,634,197
				2,372,521	1,368,503	1,004,018
		402,767	340,406	490,885	409,399	81,486
				391,364	355,693	35,671
16,315	16,315	34,101,659	29,443,781	36,965,558	30,921,038	6,044,520
		4,398,983	3,770,758	4,398,983	3,770,758	628,225
				481,780	325,591	156,189
				10,572,121	10,463,872	108,249
				241,250	7,034	234,216
		16,588,247	11,416,486	16,588,247	11,416,486	5,171,761
		7,344,538	4,887,879	7,344,538	4,887,879	2,456,659
		7,189,158	3,773,998	8,756,694	5,058,534	3,698,160
				727,638	686,486	41,152
				379,062	322,706	56,356
		1,165,647	1,165,647	3,603,965	3,603,965	0
				1,250,000	1,000,000	250,000
				1,875,000	1,500,000	375,000
		25,000	2,120	4,430,091	3,342,871	1,087,220
				1,691,480	588,609	1,102,871
		622,638	323,304	622,638	323,304	299,334
		269,808	210,764	269,808	210,764	59,044
		18,545		18,545	0	18,545
				90,000	0	90,000
				73,763	13,062	60,701
				1,220,000	1,220,000	0
				1,525,822	0	1,525,822
35,969	35,969			9,368,249	5,598,419	3,769,830
				17,987,790	0	17,987,790
				4,772,848	985,129	3,787,719
				4,054,282	1,478,421	2,575,861
				225,911	29,222	196,689
				1,368,547	412,957	955,590
				108,951	78,274	30,677
				16,769,501	4,376,644	12,392,857
				579,332	190,271	389,061
				6,847,335	3,440,243	3,407,092
				999,134	563,197	435,937

State of Nebraska

**SCHEDULE OF BUDGETED AND ACTUAL
EXPENDITURES PAID BY PROGRAM (Continued)**

For the year ended June 30, 2008

AGENCY/PROGRAM	GENERAL		CASH		CONSTRUCTION	
	BUDGET	ACTUAL	BUDGET	ACTUAL	BUDGET	ACTUAL
Administrative Services						
951 UNL - LB309			6,483,722	1,787,218		
952 UNO - LB309			2,636,754	1,192,511		
953 UNMC - LB309			5,214,431	2,534,411		
955 Preventative Maint./Training			346,404	144,558		
962 Education Facility - LB309			410,717	21,967		
972 State Patrol - LB309			1,047,539	368,730		
973 Crime Commission - LB 309			18,975	10,975		
	13,808,823	9,043,723	94,123,207	36,231,413	13,933,345	7,384,121
Aeronautics, Department of						
026 Development and Enforcement			3,013,322	2,312,938		
301 Public Airports			21,914,112	16,653,130		
596 State Owned Aircraft			949,783	620,580		
	-	-	25,877,217	19,586,648	-	-
Agriculture, Department of						
027 Departmental Administration	1,684,725	1,629,615	295,379	183,643		
056 Weights and Measures	772,028	737,987	850,485	836,296		
057 Bureau of Dairies and Foods	824,500	800,605	919,653	897,412		
061 Agricultural Laboratories	650,270	617,550	1,098,083	980,353		
063 Bureau of Animal Industry	2,213,487	2,052,987	723,256	693,081		
333 Bureau of Plant Industry	2,324,233	1,994,944	2,644,497	2,006,741		
382 Potato Development			115,011	53,320		
387 Poultry Development			315,734	248,475		
564 Agricultural Development						
	8,469,243	7,833,688	6,962,098	5,899,321	-	-
Agriculture, State Board of						
694 Fair Support & Improvement	-	-	2,885,000	2,884,067	-	-
Arts Council, Nebraska						
326 Promotion/Development of Arts	631,664	567,316	10,000	3,483		
327 Aid to the Arts	661,654	644,387				
328 Humanities Aid	200,000	200,000	1,500,000	308,424		
	1,493,318	1,411,703	1,510,000	311,907	-	-
Attorney General						
011 Salary - Attorney General	124,515	123,451				
270 Administration	314,709	252,253				
271 Civil Bureau	1,560,144	1,447,876				
272 Criminal Bureau	2,082,069	1,981,864				
273 Legal Services Bureau	802,545	791,397				
274 Public Protection Bureau	1,414,093	1,136,179	411,275	367,580		
290 State Settlement Funds			1,150,000	812,233		
508 School Finance Litigation	2,692,479	2,428,908				
575 Byrne Grants	122,197	55,407				
	9,112,751	8,217,335	1,561,275	1,179,813	-	-
Auditor of Public Accounts						
010 Salary - Auditor	112,035	111,937				
506 State Agcy & County Post Audits	2,400,958	2,321,740				
525 Cooperative Audits			1,051,187	890,721		
	2,512,993	2,433,677	1,051,187	890,721	-	-

FEDERAL		REVOLVING		TOTAL		UNDER (OVER)
BUDGET	ACTUAL	BUDGET	ACTUAL	BUDGET	ACTUAL	BUDGET
				6,483,722	1,787,218	4,696,504
				2,636,754	1,192,511	1,444,243
				5,214,431	2,534,411	2,680,020
				346,404	144,558	201,846
				410,717	21,967	388,750
				1,047,539	368,730	678,809
				18,975	10,975	8,000
2,322,919	590,271	200,095,505	147,889,197	324,283,799	201,138,725	123,145,074
				3,013,322	2,312,938	700,384
				21,914,112	16,653,130	5,260,982
				949,783	620,580	329,203
-	-	-	-	25,877,217	19,586,648	6,290,569
447,477	444,315	482,783	449,278	2,910,364	2,706,851	203,513
				1,622,513	1,574,283	48,230
66,393	52,005			1,810,546	1,750,022	60,524
220,971	103,577			1,969,324	1,701,480	267,844
1,380,711	1,117,835			4,317,454	3,863,903	453,551
1,057,389	1,047,509			6,026,119	5,049,194	976,925
				115,011	53,320	61,691
				315,734	248,475	67,259
199,502	130,056			199,502	130,056	69,446
3,372,443	2,895,297	482,783	449,278	19,286,567	17,077,584	2,208,983
-	-	-	-	2,885,000	2,884,067	933
185,025	125,179			826,689	695,978	130,711
590,206	575,038			1,251,860	1,219,425	32,435
				1,700,000	508,424	1,191,576
775,231	700,217	-	-	3,778,549	2,423,827	1,354,722
				124,515	123,451	1,064
				314,709	252,253	62,456
1,052,714	921,952	394,449	351,643	1,954,593	1,799,519	155,074
				3,134,783	2,903,816	230,967
		62,764	57,309	865,309	848,706	16,603
		680,297	525,293	2,505,665	2,029,052	476,613
				1,150,000	812,233	337,767
				2,692,479	2,428,908	263,571
220,735	74,665			342,932	130,072	212,860
1,273,449	996,617	1,137,510	934,245	13,084,985	11,328,010	1,756,975
				112,035	111,937	98
				2,400,958	2,321,740	79,218
				1,051,187	890,721	160,466
-	-	-	-	3,564,180	3,324,398	239,782

State of Nebraska

**SCHEDULE OF BUDGETED AND ACTUAL
EXPENDITURES PAID BY PROGRAM (Continued)**

For the year ended June 30, 2008

AGENCY/PROGRAM	GENERAL		CASH		CONSTRUCTION	
	BUDGET	ACTUAL	BUDGET	ACTUAL	BUDGET	ACTUAL
Banking and Finance, Department of						
065 Enforce Stndrds - Financial Instit			5,276,710	4,317,145		
066 Enforce Standards - Securities			1,379,890	1,090,520		
	-	-	6,656,600	5,407,665	-	-
Barber Examiners, Board of						
080 Enforce Standards - Barbering	-	-	144,673	113,547	-	-
Blind and Visually Impaired, Commission for the						
357 Operations	955,248	925,981	94,238	92,367	-	-
Brand Committee, Nebraska						
075 Enforce Stndrds - Brand Inspect	-	-	4,329,492	3,851,158	-	-
Corn Development, Utilization and Marketing Board, Nebraska						
384 Corn Development Board	-	-	5,210,310	2,789,737	-	-
Correctional Services, Department of						
260 Secure Youth Facility	4,344,440	4,153,100				
300 Tecumseh Correctional Ctr	23,620,035	22,793,395				
367 Community Based Services			98,500	61,884		
368 CCC - Lincoln	3,312,468	3,194,788				
369 CCC - Omaha	1,897,245	1,825,795				
370 Central Office	40,715,858	39,581,211	1,714,309	1,714,309		
372 State Penitentiary	26,580,060	25,606,090				
373 Center for Women - York	7,760,510	7,471,085	2,006			
375 Diagnostic and Eval. Center	8,187,908	7,901,375				
376 Lincoln Correctional Center	13,697,373	13,187,418				
377 Omaha Correctional Center	11,563,879	11,138,482				
386 McCook Work Camp	4,050,702	3,904,887				
389 Adult Parole	2,433,371	2,346,980	239,879	4,482		
390 Federal Surplus Property						
495 Central Warehouse						
563 Correctional Industries						
575 Byrne Grants			4,206	4,206		
725 Building Depreciation	988,414	988,414				
750 Jail Reimbursement Aid	3,910,000	3,910,000				
915 Max-Med Security Facility					41,539	
916 NCW-York Facilities					833,789	350,751
920 CSI Building Additions						
	153,062,263	148,003,020	2,058,900	1,784,881	875,328	350,751
Criminal Justice, Commission on Law Enforcement and						
150 Juvenile Services Act	738,035	635,521				
155 County Juvenile Services Aid	1,703,095	1,397,878				
198 Central Administration	651,283	582,581	40,515	27,359		

FEDERAL		REVOLVING		TOTAL		UNDER (OVER)
BUDGET	ACTUAL	BUDGET	ACTUAL	BUDGET	ACTUAL	BUDGET
				5,276,710	4,317,145	959,565
				1,379,890	1,090,520	289,370
-	-	-	-	6,656,600	5,407,665	1,248,935
-	-	-	-	144,673	113,547	31,126
3,483,929	3,246,133	-	-	4,533,415	4,264,481	268,934
-	-	-	-	4,329,492	3,851,158	478,334
469,241	256,758	-	-	5,679,551	3,046,495	2,633,056
110,000	56,503			4,454,440	4,209,603	244,837
				23,620,035	22,793,395	826,640
				98,500	61,884	36,616
				3,312,468	3,194,788	117,680
				1,897,245	1,825,795	71,450
1,520,258	968,955			43,950,425	42,264,475	1,685,950
				26,580,060	25,606,090	973,970
49,239	40,985			7,811,755	7,512,070	299,685
				8,187,908	7,901,375	286,533
				13,697,373	13,187,418	509,955
				11,563,879	11,138,482	425,397
				4,050,702	3,904,887	145,815
				2,673,250	2,351,462	321,788
		751,775	450,228	751,775	450,228	301,547
		5,310,244	2,557,428	5,310,244	2,557,428	2,752,816
		12,128,568	11,074,290	12,128,568	11,074,290	1,054,278
12,618	12,618			16,824	16,824	0
		26,007	26,007	1,014,421	1,014,421	0
				3,910,000	3,910,000	0
				41,539	0	41,539
				833,789	350,751	483,038
		1,200,000	68,715	1,200,000	68,715	1,131,285
1,692,115	1,079,061	19,416,594	14,176,668	177,105,200	165,394,381	11,710,819
				738,035	635,521	102,514
				1,703,095	1,397,878	305,217
5,169,180	4,796,215			5,860,978	5,406,155	454,823

State of Nebraska

**SCHEDULE OF BUDGETED AND ACTUAL
EXPENDITURES PAID BY PROGRAM (Continued)**

For the year ended June 30, 2008

AGENCY/PROGRAM	GENERAL		CASH		CONSTRUCTION	
	BUDGET	ACTUAL	BUDGET	ACTUAL	BUDGET	ACTUAL
Criminal Justice, Commission on						
Law Enforcement and						
199 Grand Island Training Center	1,951,014	1,811,083	454,174	371,181		
201 Victim/Witness Assistance	56,394	52,559				
202 Crime Reparations	28,900	25,496	80,545	59,692		
203 Jail Standards Board	294,501	242,995				
210 State Agency Byrne Funds			258,124			
215 Criminal Justice Info System	149,821	107,233				
220 Comm Corrections Council	6,737,499	3,852,684	821,645	214,309		
575 Byrne Grants	18,592	18,592	16,606			
	<u>12,329,134</u>	<u>8,726,622</u>	<u>1,671,609</u>	<u>672,541</u>	<u>-</u>	<u>-</u>
Dairy Industry Development Board, Nebraska						
114 Dairy Industry Board	-	-	1,800,380	1,036,396	-	-
Deaf/Hard of Hearing, Commission for the						
578 Hearing Impaired	877,424	814,757	111,609	86,390	-	-
Dry Bean Commission						
137 Dry Bean Commission	-	-	410,708	300,786	-	-
Economic Development, Department of						
134 Rural Development Commission	177,786	172,800				
600 Administration	1,317,356	1,165,075	287,111	270,627		
601 Community Affairs	2,778,458	1,833,180	20,331,686	9,208,911		
603 Industry Recruitment	3,681,852	2,770,772	23,739,667	2,672,695		
618 Tourism Promotion	1,034,072	413,200	4,123,067	3,547,139		
655 Local Civic/Convention Finance			1,099,530			
	<u>8,989,524</u>	<u>6,355,027</u>	<u>49,581,061</u>	<u>15,699,372</u>	<u>-</u>	<u>-</u>
Education, State Department of						
025 Commissioner's Office	7,186,661	6,923,256	479,155	362,009		
158 Education Aid	965,543,945	948,888,585	3,686,433	843,598		
161 Education Innovation			4,392,103	478,603		
351 Vocational Rehabilitation	4,148,758	4,052,557	766,621	388,375		
352 Disability Determinations						
401 School for the Deaf	2,784,741	2,030,831	3,228	1,852		
402 School for Visually Handicapped	1,781,759	1,675,384				
403 Diagnostic Resource Center	2,576,048	1,704,141				
440 Finance/Organization Services	83,217	46,714	5,013	1,724		
441 Curriculum/Instruction	100,080	97,695	50,040	7,115		
442 Staff Dev / Instruction	85,269	66,748	90,000	65,000		
443 Educational Technology	41,533	40,515	10,000	7,186		
444 Early Childhood Care & Educ.	123,300	115,885	208,553	101,741		
445 Planning / Eval / Data Systems	101,109	79,126	15,000	557		
446 Adult Program Services	62,217	46,952	154,115	141,335		
447 Accreditation	57,858	43,357	12,000			
448 Special Population Programs	40,785	34,376	30,000	9,235		
449 Communications/Info Services						
450 Select Dept Wide Costs	520,848	495,822	58,349	6,555		
451 Administrative Services						
614 Professional Practices Comm			163,468	117,546		
	<u>985,238,128</u>	<u>966,341,944</u>	<u>10,124,078</u>	<u>2,532,431</u>	<u>-</u>	<u>-</u>

FEDERAL		REVOLVING		TOTAL		UNDER (OVER)
BUDGET	ACTUAL	BUDGET	ACTUAL	BUDGET	ACTUAL	BUDGET
57,677	52,087			2,462,865	2,234,351	228,514
2,577,244	2,288,080			2,633,638	2,340,639	292,999
43,000	41,178			152,445	126,366	26,079
				294,501	242,995	51,506
616,513				874,637	0	874,637
378,682	346,637			528,503	453,870	74,633
				7,559,144	4,066,993	3,492,151
172,199	65,715			207,397	84,307	123,090
9,014,495	7,589,912	-	-	23,015,238	16,989,075	6,026,163
-	-	-	-	1,800,380	1,036,396	763,984
-	-	-	-	989,033	901,147	87,886
-	-	-	-	410,708	300,786	109,922
3,843	1,293			181,629	174,093	7,536
146,169	133,385			1,750,636	1,569,087	181,549
20,962,785	15,401,385			44,072,929	26,443,476	17,629,453
933,445	865,630			28,354,964	6,309,097	22,045,867
959,815	421,562			6,116,954	4,381,901	1,735,053
				1,099,530	0	1,099,530
23,006,057	16,823,255	-	-	81,576,642	38,877,654	42,698,988
6,876,040	6,760,792	61,459		14,603,315	14,046,057	557,258
275,464,626	256,180,975			1,244,695,004	1,205,913,158	38,781,846
				4,392,103	478,603	3,913,500
19,070,150	18,206,999			23,985,529	22,647,931	1,337,598
11,077,885	9,319,033			11,077,885	9,319,033	1,758,852
				2,787,969	2,032,683	755,286
				1,781,759	1,675,384	106,375
64,950	34,417			2,640,998	1,738,558	902,440
332,058	307,614			420,288	356,052	64,236
2,026,574	1,707,552			2,176,694	1,812,362	364,332
1,185,460	1,013,427			1,360,729	1,145,175	215,554
12,444	4,543	5,000	3,857	68,977	56,101	12,876
896,511	828,091			1,228,364	1,045,717	182,647
938,015	615,921	78,428	27,145	1,132,552	722,749	409,803
485,423	309,686			701,755	497,973	203,782
				69,858	43,357	26,501
1,556,607	1,397,118			1,627,392	1,440,729	186,663
3,959,575	3,738,153			3,959,575	3,738,153	221,422
322,000	115,793			901,197	618,170	283,027
180,696	107,244	21,377	10,692	202,073	117,936	84,137
				163,468	117,546	45,922
324,449,014	300,647,358	166,264	41,694	1,319,977,484	1,269,563,427	50,414,057

State of Nebraska

**SCHEDULE OF BUDGETED AND ACTUAL
EXPENDITURES PAID BY PROGRAM (Continued)**

For the year ended June 30, 2008

AGENCY/PROGRAM	GENERAL		CASH		CONSTRUCTION	
	BUDGET	ACTUAL	BUDGET	ACTUAL	BUDGET	ACTUAL
Educational Lands and Funds, Board of						
000 Trust & Distributive funds						
529 Land Surveys	401,713	302,017	35,526	29,108		
554 Dispute Survey Settlements			26,590	90		
582 School Land Trust			9,280,000	8,943,047		
	<u>401,713</u>	<u>302,017</u>	<u>9,342,116</u>	<u>8,972,245</u>	<u>-</u>	<u>-</u>
Educational Telecommunications						
Commission, Nebraska						
533 Educational Television	9,756,941	9,259,462	243,052	243,052		
566 Public Radio	539,626	453,299	12,139	12,139		
901 Satellite System			20,000		129,807	
911 TV Project Consulting					5,702,282	5,702,282
913 Carpenter Building Renovation					1,739,574	1,739,574
919 DTV Construction			643,000			
922 Final DTV Conversion			1,609,000	14,025		
925 Beatrice Tower Replacement					21,392	
926 KLNE-LEX Tower Replacement					197,507	
	<u>10,296,567</u>	<u>9,712,761</u>	<u>2,527,191</u>	<u>269,216</u>	<u>7,790,562</u>	<u>7,441,856</u>
Electrical Board, Nebraska						
197 Public Protection	-	-	1,590,525	1,426,368	-	-
Engineers and Architects, Board of						
Examiners for Professional						
082 Enforce Stnds / Engrs & Archtcs	-	-	777,313	680,985	-	-
Environmental Quality, Department of						
513 Environmental Control	852,428	753,159	86,651			
523 Wastewater Loan Fund			1,000,000	136,941		
528 Drinking Water Loan Fund			300,000			
586 Water Quality	4,671,458	4,642,434	21,244,481	12,704,146		
587 Land Quality	2,375,075	1,474,227	10,364,421	8,913,027		
588 Air Quality	458,571	415,688	2,864,733	2,465,422		
	<u>8,357,532</u>	<u>7,285,508</u>	<u>35,860,286</u>	<u>24,219,536</u>	<u>-</u>	<u>-</u>
Equal Opportunity Commission						
059 Enforce Stnds - Equal Employmnt	1,423,290	1,278,422	-	-	-	-
Ethanol Board, Nebraska						
516 Nebraska Ethanol Board	-	-	580,471	482,860	-	-
Fire Marshal, State						
225 General Operations	2,882,989	2,771,469	845,363	523,427		
226 Pipeline Safety			334,810	256,790		
227 Underground Storage Tanks			593,750	103,569		
340 Training Division	873,537	698,236	34,572	14,995		
415 Emergency Responders Act	14,974	12,822				
	<u>3,771,500</u>	<u>3,482,527</u>	<u>1,808,495</u>	<u>898,781</u>	<u>-</u>	<u>-</u>
Foster Care Review Board, State						
116 Foster Care Review Board	1,280,541	1,279,775	6,000	274	-	-

FEDERAL		REVOLVING		TOTAL		UNDER (OVER)
BUDGET	ACTUAL	BUDGET	ACTUAL	BUDGET	ACTUAL	BUDGET
				437,239	331,125	106,114
				26,590	90	26,500
				9,280,000	8,943,047	336,953
-	-	-	-	9,743,829	9,274,262	469,567
				9,999,993	9,502,514	497,479
				551,765	465,438	86,327
				149,807	0	149,807
				5,702,282	5,702,282	0
				1,739,574	1,739,574	0
295,000	294,621			938,000	294,621	643,379
405,000				2,014,000	14,025	1,999,975
				21,392	0	21,392
				197,507	0	197,507
700,000	294,621	-	-	21,314,320	17,718,454	3,595,866
-	-	-	-	1,590,525	1,426,368	164,157
-	-	-	-	777,313	680,985	96,328
3,645,472	3,629,410			4,584,551	4,382,569	201,982
5,429,600	5,429,600			6,429,600	5,566,541	863,059
8,934,004	5,495,843			9,234,004	5,495,843	3,738,161
10,752,089	7,626,816			36,668,028	24,973,396	11,694,632
2,057,749	1,882,926			14,797,245	12,270,180	2,527,065
1,211,687	1,032,664			4,534,991	3,913,774	621,217
32,030,601	25,097,259	-	-	76,248,419	56,602,303	19,646,116
693,904	677,937	-	-	2,117,194	1,956,359	160,835
-	-	-	-	580,471	482,860	97,611
21,263	1,868			3,749,615	3,296,764	452,851
47,400	35,400			382,210	292,190	90,020
447,051	397,849			1,040,801	501,418	539,383
105,353	58,848			1,013,462	772,079	241,383
				14,974	12,822	2,152
621,067	493,965	-	-	6,201,062	4,875,273	1,325,789
603,280	369,050	-	-	1,889,821	1,649,099	240,722

State of Nebraska

**SCHEDULE OF BUDGETED AND ACTUAL
EXPENDITURES PAID BY PROGRAM (Continued)**

For the year ended June 30, 2008

AGENCY/PROGRAM	GENERAL		CASH		CONSTRUCTION	
	BUDGET	ACTUAL	BUDGET	ACTUAL	BUDGET	ACTUAL
Game and Parks Commission						
162 Environmental Trust			30,176,175	7,761,976		
330 Habitat Development			4,956,785	3,658,799		
336 Wildlife Conservation	1,290,325	1,084,652	21,702,767	17,286,841		
337 Administration	731,891	703,469	4,213,275	3,613,927		
338 Niobrara Scenic River	50,000	50,000	636,901			
549 Parks - Admin & Operation	5,421,370	5,401,879	15,473,171	11,888,218		
550 Special Federal Aid Programs	150,591	122,102	152,062	102,301		
617 Engineering & Area Maintenance	2,860,549	2,811,319	3,199,046	1,840,979		
628 Credit Card Discount Sales			430,000	418,837		
900 State Park Facilities Improvement			790,426	33,904		
901 State Parks Maintenance			814,078	203,900		
902 Trail Development Assistance			51,433			
919 Aid - Political Sub Divisions 69/77						
924 Wildlife Land Acquisition/Improvement			1,020,057	522,025		
955 Youth Outdoor Skill Training			1			
960 Park and Recreation Land Acquis			480,731			
961 Lewis and Clark Commemoration			16,898			
966 State Recreational Trails						
967 State Park Improvements			3,116,780	635,772		
968 State Historical Areas			229,117			
969 State Recreation Areas			1,093,305	73,336		
971 Special Use Areas			724,925	57,575		
972 Administration Facilities			570,562	45,130		
973 Fish Production			835,655	73,557		
975 Emergency Repairs - Parks			215,960	129,005		
976 Emer Repairs - Other facilities			287,741	115,830		
977 Nongame / Endangered Species			173,564			
979 Cowboy Trail Emerg Repair			96,052			
980 Aquarium Ponds Improvement			250,000			
981 Aquatic Habitat Improvement			9,178,460	5,906,991		
983 Buffalo Soldier Barracks			8,485			
	10,504,726	10,173,421	100,894,412	54,368,903	-	-
Geologists, Board of						
159 Operations	-	-	37,182	32,045	-	-
Governor						
002 Salary - Governor	137,098	134,736				
018 Policy Research Office	845,298	468,873				
021 Office of the Governor	1,217,241	1,007,394				
106 Energy Office Administration			633,590	325,065		
107 School Weatherization			28,709	22,534		
	2,199,637	1,611,003	662,299	347,599	-	-
Grain Sorghum Development, Utilization and Marketing Board						
406 Grain Sorghum Development	-	-	303,800	128,215	-	-

FEDERAL		REVOLVING		TOTAL		UNDER (OVER)
BUDGET	ACTUAL	BUDGET	ACTUAL	BUDGET	ACTUAL	BUDGET
				30,176,175	7,761,976	22,414,199
5,298,256	1,452,741			10,255,041	5,111,540	5,143,501
5,200,277	2,843,331			28,193,369	21,214,824	6,978,545
105,531	44,315			5,050,697	4,361,711	688,986
152,651	119,986			839,552	169,986	669,566
315,704	62,599			21,210,245	17,352,696	3,857,549
54,520	6,049			357,173	230,452	126,721
				6,059,595	4,652,298	1,407,297
				430,000	418,837	11,163
1,668,527	329,017			2,458,953	362,921	2,096,032
48,813	48,813			862,891	252,713	610,178
1,537,963	596,260			1,589,396	596,260	993,136
813,595	370,681			813,595	370,681	442,914
375,518	154,616			1,395,575	676,641	718,934
				1	0	1
				480,731	0	480,731
				16,898	0	16,898
1,134,656	268,370			1,134,656	268,370	866,286
243,931				3,360,711	635,772	2,724,939
74	74			229,191	74	229,117
65,000				1,158,305	73,336	1,084,969
96,570	70			821,495	57,645	763,850
				570,562	45,130	525,432
				835,655	73,557	762,098
				215,960	129,005	86,955
11,313	636			299,054	116,466	182,588
				173,564	0	173,564
				96,052	0	96,052
				250,000	0	250,000
				9,178,460	5,906,991	3,271,469
7,214				15,699	0	15,699
17,130,113	6,297,558	-	-	128,529,251	70,839,882	57,689,369
-	-	-	-	37,182	32,045	5,137
				137,098	134,736	2,362
				845,298	468,873	376,425
				1,217,241	1,007,394	209,847
8,863,532	5,598,420			9,497,122	5,923,485	3,573,637
				28,709	22,534	6,175
8,863,532	5,598,420	-	-	11,725,468	7,557,022	4,168,446
-	-	-	-	303,800	128,215	175,585

State of Nebraska

**SCHEDULE OF BUDGETED AND ACTUAL
EXPENDITURES PAID BY PROGRAM (Continued)**

For the year ended June 30, 2008

AGENCY/PROGRAM	GENERAL		CASH		CONSTRUCTION	
	BUDGET	ACTUAL	BUDGET	ACTUAL	BUDGET	ACTUAL
Health and Human Services, Dept of						
030 Tobacco Prevention and Care			3,119,741	2,309,560		
033 Department Central Office	257,803		5,220,133			
038 Behavioral Health Aid	80,941,765	76,093,800	15,218,758	13,721,346		
039 Protection & Safety - Children	1,809,311	1,280,040				
175 Medical Student Assistance	476,253	476,253	1,166,952	818,009		
176 Nursing Incentives	10,000	5,000	20,000			
178 Professional Licensure	73,661	73,163	4,886,326	4,372,126		
179 Public Health Administration	1,057,538	1,039,563	1,364,981	1,303,778		
250 Juvenile Servicees						
261 General Operations	40,381,489	39,882,075	6,725,380	4,302,602		
262 Public Health Administration	4,893,747	3,985,324	11,979,614	11,890,368		
263 Medicaid & LTC Administration	8,059,277	7,287,486	1,655,627	705,393		
264 Children & Family Svs Adm	963,205	879,963	9,024	9,013		
265 Protection & Safety	17,044,371	16,624,930	177,500	108,025		
266 Economic & Family Support	24,079,421	23,958,947	252,500	221,672		
267 Dev Disabilities Service Coordinat	2,938,200	2,768,972	100,000	100,000		
268 Behavioral Health Administration	1,061,543	966,657	74,050	70,073		
269 Dev Disabilities Administration	649,993	592,295				
315 Office of Juvenile Services	349,989	327,176				
316 Predisposition Dentention	189,071	98,483				
344 Childrens Health Insurance	11,370,819	7,967,011	5,000,000	5,000,000		
345 Juvenile Community-Based	6,917,876	6,555,727	590,706	590,706		
347 Public Assistance	263,511,441	222,989,983	6,351,719	5,361,905		
348 Medical Assistance	620,362,883	543,217,730	23,057,579	19,972,922		
350 Child Abuse Prevention			287,293	212,642		
361 Regional Center - Hastings	5,475,073	5,205,570	1,976,233	1,880,190		
362 Regional Center - Norfolk	218,152	218,152				
363 Regional Center - Lincoln	28,454,336	28,279,661	1,619,483	1,436,440		
364 Juvenile Parole Services	539,759	512,809				
365 Mental Health						
371 YRTC - Geneva	6,693,053	6,290,172	97,831	89,780		
374 YRTC - Kearney	8,987,896	8,511,755	393,009	393,009		
379 OBRA - CBRS Aid	152,141	148,764				
421 Beatrice State Develop. Center	18,617,723	17,619,077	4,209,289	3,506,773		
424 Dev Disabilities Aid	71,908,015	64,011,925	8,906,480	8,906,480		
502 Public Health Aid	3,525,000	3,525,000	9,171,935	8,778,663		
510 Vets Home System Admin	345,560	244,938	1,571,544			
514 Health Aid	4,568,824	3,667,411	9,543,143	9,398,843		
519 Grand Island Veterans Home	9,738,031	9,316,206	6,477,833	6,135,251		
520 Norfolk Veterans Home	4,389,578	4,227,881	4,231,097	3,981,942		
521 Scottsbluff Veterans Home	3,184,374	2,986,486	1,671,721	1,642,464		
522 Douglas County Veterans Home	6,078,356	5,845,400	2,540,620	2,424,081		
559 Aging Care Management	2,093,492	1,971,709				
571 Aging Comm-based Services Aid	5,142,055	4,422,255				
622 Cancer Research			16,038,849	5,424,426		
623 BioMedical Research			14,000,000	14,000,000		
870 Norfolk Sex Offender Treatment	7,894,010	7,689,367	6,031,753	6,029,585		
906 NRC Fire/Life Safety-ADA					987,090	813,122
922 Veterans Home-Douglas County					1,003,937	608,759
923 HHS-R Bldg West Wing Renov					1,294,026	1,280,279
924 Gl Vets Home-Parking Lots					404,059	
931 YRTC's - Facility Improvements					2,701	930
	1,275,405,084	1,131,765,116	175,738,703	145,098,067	3,691,813	2,703,090

FEDERAL		REVOLVING		TOTAL		UNDER (OVER)
BUDGET	ACTUAL	BUDGET	ACTUAL	BUDGET	ACTUAL	BUDGET
				3,119,741	2,309,560	810,181
230,531				5,708,467	0	5,708,467
19,569,305	11,471,346			115,729,828	101,286,492	14,443,336
86,694				1,896,005	1,280,040	615,965
				1,643,205	1,294,262	348,943
				30,000	5,000	25,000
				4,959,987	4,445,289	514,698
14,617,894	14,307,352			17,040,413	16,650,693	389,720
2,293,532				2,293,532	0	2,293,532
76,993,521	75,244,637			124,100,390	119,429,314	4,671,076
21,290,572	20,117,781			38,163,933	35,993,473	2,170,460
15,491,908	13,733,998			25,206,812	21,726,877	3,479,935
547,366	547,191			1,519,595	1,436,167	83,428
27,000,677	25,760,591			44,222,548	42,493,546	1,729,002
41,225,222	41,116,067			65,557,143	65,296,686	260,457
7,985,407	7,977,566			11,023,607	10,846,538	177,069
1,081,500	1,022,612			2,217,093	2,059,342	157,751
675,993	502,082			1,325,986	1,094,377	231,609
				349,989	327,176	22,813
				189,071	98,483	90,588
32,257,771	32,024,393			48,628,590	44,991,404	3,637,186
50,000	45,926			7,558,582	7,192,359	366,223
122,108,039	104,622,046			391,971,199	332,973,934	58,997,265
976,590,650	890,326,455			1,620,011,112	1,453,517,107	166,494,005
				287,293	212,642	74,651
2,925,063	2,913,678			10,376,369	9,999,438	376,931
				218,152	218,152	0
2,988,508	2,901,812			33,062,327	32,617,913	444,414
				539,759	512,809	26,950
1,587,461				1,587,461	0	1,587,461
156,032	156,032			6,946,916	6,535,984	410,932
410,967	410,967			9,791,872	9,315,731	476,141
456,421	442,517			608,562	591,281	17,281
33,012,121	31,653,203			55,839,133	52,779,053	3,060,080
87,390,172				168,204,667	72,918,405	95,286,262
				12,696,935	12,303,663	393,272
1,737,782				3,654,886	244,938	3,409,948
40,411,296	39,669,108			54,523,263	52,735,362	1,787,901
5,264,470	5,102,721			21,480,334	20,554,178	926,156
2,940,571	2,821,433			11,561,246	11,031,256	529,990
1,236,006	1,180,802			6,092,101	5,809,752	282,349
1,217,200	1,173,877			9,836,176	9,443,358	392,818
				2,093,492	1,971,709	121,783
9,590,683	9,135,414			14,732,738	13,557,669	1,175,069
				16,038,849	5,424,426	10,614,423
				14,000,000	14,000,000	0
				13,925,763	13,718,952	206,811
				987,090	813,122	173,968
2,116,011	2,078,059			3,119,948	2,686,818	433,130
				1,294,026	1,280,279	13,747
				404,059	0	404,059
				2,701	930	1,771
1,553,537,346	1,338,459,666	-	-	3,008,372,946	2,618,025,939	390,347,007

State of Nebraska

**SCHEDULE OF BUDGETED AND ACTUAL
EXPENDITURES PAID BY PROGRAM (Continued)**

For the year ended June 30, 2008

AGENCY/PROGRAM	GENERAL		CASH		CONSTRUCTION	
	BUDGET	ACTUAL	BUDGET	ACTUAL	BUDGET	ACTUAL
Historical Society, Nebraska State						
043 Departmental Administration	1,852,465	1,739,355	227,562	98,280		
258 Library/Archives	804,081	723,513	129,536	66,357		
541 Museum Operation	413,407	386,344	87,336	43,404		
542 Branch Museums	680,894	625,300				
543 Archeology	242,418	184,344	716,922	291,311		
552 Historical Preservation	236,159	191,745	10,000	5,150		
632 Hall of Fame Commission	5,000	886				
647 Skeletal Remains Protection Act	32,744	16,474				
653 Ford Conservation Center	278,226	168,269	532,162	278,494		
954 HQ Bldg-Life Safety/Ada Improv					200,000	114,838
	<u>4,545,394</u>	<u>4,036,230</u>	<u>1,703,518</u>	<u>782,996</u>	<u>200,000</u>	<u>114,838</u>
Indian Affairs, Commission on						
584 Indian Affairs	198,374	190,304	1,600	-	-	-
Industrial Relations, Commission of						
531 Comm. of Industrial Relations	343,587	241,511	-	-	-	-
Insurance, Department of						
068 Medical Professional Liability			212,397	171,607		
069 Enforce Standards - Insurance			9,621,564	7,714,584		
556 Liquidation of Insurance Comp			10,000	10		
	<u>-</u>	<u>-</u>	<u>9,843,961</u>	<u>7,886,201</u>	<u>-</u>	<u>-</u>
Investment Council, Nebraska						
610 Investment Administration	-	-	1,744,378	1,586,084	-	-
Labor, Department of						
031 Division of Employment			1,322,027	330,185		
194 Protection of People & Property	625,571	535,456	1,169,819	981,176		
	<u>625,571</u>	<u>535,456</u>	<u>2,491,846</u>	<u>1,311,361</u>	<u>-</u>	<u>-</u>
Land Surveyors, State Board of Examiners for						
083 Enforce Stndrds - Land Surveyor	-	-	35,708	23,037	-	-
Landscape Architects, State Board of						
597 Board of Landscape Architects	-	-	21,498	18,555	-	-
Legislative Council						
001 Salaries - Legislative	632,982	631,073				
122 Legislative Services	9,100,074	7,792,905	220,183	13,025		
123 Clerk of Legislature	4,305,261	3,050,642	49,928	49,525		
126 Legislative Research	1,461,254	1,248,292				
127 Reviser of Statutes	1,790,379	1,256,003				
501 Committee on Intrgvmtntl Coop	587,428	476,668				
504 Office of Public Counsel	834,062	768,616				
638 Fiscal and Program Analysis	1,362,779	1,318,020				
	<u>20,074,219</u>	<u>16,542,219</u>	<u>270,111</u>	<u>62,550</u>	<u>-</u>	<u>-</u>
Library Commission, Nebraska						
252 Library Operations	2,495,257	2,455,466	304,613	163,080		
302 Library Development	1,288,536	1,285,499				
	<u>3,783,793</u>	<u>3,740,965</u>	<u>304,613</u>	<u>163,080</u>	<u>-</u>	<u>-</u>

FEDERAL		REVOLVING		TOTAL		UNDER (OVER)
BUDGET	ACTUAL	BUDGET	ACTUAL	BUDGET	ACTUAL	BUDGET
				2,080,027	1,837,635	242,392
				933,617	789,870	143,747
208,494	164,925			709,237	594,673	114,564
				680,894	625,300	55,594
307,624	217,741			1,266,964	693,396	573,568
910,081	697,426			1,156,240	894,321	261,919
				5,000	886	4,114
				32,744	16,474	16,270
189,951	153,764			1,000,339	600,527	399,812
				200,000	114,838	85,162
1,616,150	1,233,856	-	-	8,065,062	6,167,920	1,897,142
-	-	-	-	199,974	190,304	9,670
-	-	-	-	343,587	241,511	102,076
				212,397	171,607	40,790
1,535,145	1,174,823			11,156,709	8,889,407	2,267,302
				10,000	10	9,990
1,535,145	1,174,823	-	-	11,379,106	9,061,024	2,318,082
-	-	-	-	1,744,378	1,586,084	158,294
66,232,317	38,676,236			67,554,344	39,006,421	28,547,923
606,264	481,055			2,401,654	1,997,687	403,967
66,838,581	39,157,291	-	-	69,955,998	41,004,108	28,951,890
-	-	-	-	35,708	23,037	12,671
-	-	-	-	21,498	18,555	2,943
				632,982	631,073	1,909
39,270	-			9,359,527	7,805,930	1,553,597
				4,355,189	3,100,167	1,255,022
				1,461,254	1,248,292	212,962
				1,790,379	1,256,003	534,376
				587,428	476,668	110,760
				834,062	768,616	65,446
				1,362,779	1,318,020	44,759
39,270	-	-	-	20,383,600	16,604,769	3,778,831
935,076	923,652			3,734,946	3,542,198	192,748
897,144	894,443			2,185,680	2,179,942	5,738
1,832,220	1,818,095	-	-	5,920,626	5,722,140	198,486

State of Nebraska

**SCHEDULE OF BUDGETED AND ACTUAL
EXPENDITURES PAID BY PROGRAM (Continued)**

For the year ended June 30, 2008

AGENCY/PROGRAM	GENERAL		CASH		CONSTRUCTION	
	BUDGET	ACTUAL	BUDGET	ACTUAL	BUDGET	ACTUAL
Lieutenant Governor						
008 Salary - Lieutenant Governor	102,860	101,832				
124 Office - Lieutenant Governor	64,420	43,322				
	<u>167,280</u>	<u>145,154</u>	<u>-</u>	<u>-</u>	<u>-</u>	<u>-</u>
Liquor Control Commission, Nebraska						
073 Licensing and Regulation	976,147	837,103	77,748	26,490	-	-
Mexican-Americans Commission on						
537 Mexican-American Commission	226,373	212,991	-	-	-	-
Military, Department of						
192 Governor's Emergency Program	3,522,776	1,576,390	1,200,001			
544 National and State Guard	2,737,779	2,699,496	479,571	175,171		
545 Civil Defense	948,108	717,829	501,774	327,762		
548 Tuition Assistance	491,269	441,614				
905 Joint Operations Center						
906 Joint Operations Center (NEMA)					924,567	455,997
910 Beal Slough Flood Project					225,000	
925 Federally Funded Projects						
	<u>7,699,932</u>	<u>5,435,329</u>	<u>2,181,346</u>	<u>502,933</u>	<u>1,149,567</u>	<u>455,997</u>
Motor Vehicle Industry Licensing Board, Nebraska						
076 Enforce Stndrds - Automotive Ind	-	-	657,031	621,698	-	-
Motor Vehicles, Department of						
070 Enforce Stndrds - Motor Vehicles			16,790,967	15,149,723		
090 License Plates			2,317,186	2,188,828		
644 Highway Safety			354,831	283,993		
	<u>-</u>	<u>-</u>	<u>19,462,984</u>	<u>17,622,544</u>	<u>-</u>	<u>-</u>
Natural Resources, Department of						
303 State Aid - Small Watershed			500,000			
304 Nebraska Water Conservation	3,794,664	2,450,549	405,000	13,424		
306 Water Well Decommission			686,245	88,983		
307 Resources Development Fund	9,192,652	2,457,380	50,000			
308 Soil Survey Fund	75,317	75,317				
309 Nat Res Enhance Fund			3,271,608	1,065,000		
310 Water Resources Development	41,615	41,615				
311 Interrelated Water Management	3,444,445	1,072,259				
331 Nebraska Water Rights	1,430	1,430				
334 Soil and Water Conservation	15,496,559	8,624,032	12,519,183	2,670,631		
	<u>32,046,682</u>	<u>14,722,582</u>	<u>17,432,036</u>	<u>3,838,038</u>	<u>-</u>	<u>-</u>
Oil and Gas Conservation Commission, Nebraska						
335 Oil and Gas Conservation	-	-	577,569	509,837	-	-
Pardons, Board of						
320 Parole Board Salaries	451,855	423,523				
358 Board of Parole	343,710	271,930				
	<u>795,565</u>	<u>695,453</u>	<u>-</u>	<u>-</u>	<u>-</u>	<u>-</u>

FEDERAL		REVOLVING		TOTAL		UNDER (OVER)
BUDGET	ACTUAL	BUDGET	ACTUAL	BUDGET	ACTUAL	BUDGET
				102,860	101,832	1,028
				64,420	43,322	21,098
-	-	-	-	167,280	145,154	22,126
-	-	-	-	1,053,895	863,593	190,302
-	-	-	-	226,373	212,991	13,382
70,500,000	69,402,400			75,222,777	70,978,790	4,243,987
14,858,027	11,518,337			18,075,377	14,393,004	3,682,373
14,963,702	13,069,502			16,413,584	14,115,093	2,298,491
				491,269	441,614	49,655
14,433,913	56,210			14,433,913	56,210	14,377,703
1,776,551	1,367,989			2,701,118	1,823,986	877,132
675,000				900,000	0	900,000
27,109,341	17,247,629			27,109,341	17,247,629	9,861,712
144,316,534	112,662,067	-	-	155,347,379	119,056,326	36,291,053
-	-	-	-	657,031	621,698	35,333
104,634	6,514			16,895,601	15,156,237	1,739,364
4,926,247	4,856,429			2,317,186	2,188,828	128,358
5,030,881	4,862,943	-	-	24,493,865	22,485,487	2,008,378
100,000				500,000	0	500,000
				4,299,664	2,463,973	1,835,691
				686,245	88,983	597,262
				9,242,652	2,457,380	6,785,272
				75,317	75,317	0
				3,271,608	1,065,000	2,206,608
				41,615	41,615	0
				3,444,445	1,072,259	2,372,186
				1,430	1,430	0
616,698	400,198			28,632,440	11,694,861	16,937,579
716,698	400,198	-	-	50,195,416	18,960,818	31,234,598
92,863	92,657	-	-	670,432	602,494	67,938
				451,855	423,523	28,332
				343,710	271,930	71,780
-	-	-	-	795,565	695,453	100,112

State of Nebraska

**SCHEDULE OF BUDGETED AND ACTUAL
EXPENDITURES PAID BY PROGRAM (Continued)**

For the year ended June 30, 2008

AGENCY/PROGRAM	GENERAL		CASH		CONSTRUCTION	
	BUDGET	ACTUAL	BUDGET	ACTUAL	BUDGET	ACTUAL
Postsecondary Education, Coordinating Commission for						
297 Math/Science						
640 Postsecondary Education	1,291,002	1,270,230	25,017	11,927		
690 NE Scholarship Program	6,717,065	6,717,065	5,898,901	5,228,696		
691 Comm Scholarship Fund	115,250	115,063				
	<u>8,123,317</u>	<u>8,102,358</u>	<u>5,923,918</u>	<u>5,240,623</u>	<u>-</u>	<u>-</u>
Power Review Board, Nebraska						
072 Power Review Board	-	-	390,040	291,002	-	-
Public Accountancy, Nebraska State Board of						
084 Enforce Stndrds - Public Acctnts	-	-	431,049	380,849	-	-
Public Advocacy, Commission on						
425 Operations			1,007,814	938,878		
426 Legal Services Aid			2,424,000	2,395,172		
455 DNA Testing			75,000	3,163		
	<u>-</u>	<u>-</u>	<u>3,506,814</u>	<u>3,337,213</u>	<u>-</u>	<u>-</u>
Public Service Commission						
014 Salaries - Public Serv Comm	490,626	483,587				
016 Commission Expenses	54,610	45,659				
019 Modular Housing Units			741,019	556,815		
054 Enforce Stndrds - Public Utilities	2,161,723	1,960,971				
060 Grain Warehouse Survey			35,819	21,710		
064 Telephone Relay System			1,511,135	1,073,712		
071 NE Internet Enchmt Fund			301,427	165,989		
212 NE Competitive Tel Marketplace			25,385	10,033		
583 Enhanced Wireless 911 Fund			14,662,527	9,015,730		
686 Universal Service Fund			68,199,714	57,260,727		
790 Natural Gas Regulation			1,595,834	994,887		
	<u>2,706,959</u>	<u>2,490,217</u>	<u>87,072,860</u>	<u>69,099,603</u>	<u>-</u>	<u>-</u>
Racing Commission, State						
074 Enforce Stndrds - Horse Racing	-	-	1,096,982	906,223	-	-
Real Property Appraiser Board						
079 Appraiser Licensing	-	-	382,425	294,521	-	-
Real Estate Commission, State						
077 Enforce Standards - Real Estate	-	-	1,118,644	993,217	-	-
Retirement Systems, Public Employees						
041 Adm - Retirement - Def Comp	6,000	194	12,337,421	8,253,919		
042 Board Member Expenses			36,675	24,791		
515 Public Employees Retirement	19,134,688	19,134,688				
	<u>19,140,688</u>	<u>19,134,882</u>	<u>12,374,096</u>	<u>8,278,710</u>	<u>-</u>	<u>-</u>

FEDERAL		REVOLVING		TOTAL		UNDER (OVER)
BUDGET	ACTUAL	BUDGET	ACTUAL	BUDGET	ACTUAL	BUDGET
770,947	599,901			770,947	599,901	171,046
6,011				1,322,030	1,282,157	39,873
627,759	502,715			13,243,725	12,448,476	795,249
				115,250	115,063	187
1,404,717	1,102,616	-	-	15,451,952	14,445,597	1,006,355
-	-	-	-	390,040	291,002	99,038
-	-	-	-	431,049	380,849	50,200
				1,007,814	938,878	68,936
				2,424,000	2,395,172	28,828
				75,000	3,163	71,837
-	-	-	-	3,506,814	3,337,213	169,601
				490,626	483,587	7,039
				54,610	45,659	8,951
				741,019	556,815	184,204
				2,161,723	1,960,971	200,752
				35,819	21,710	14,109
				1,511,135	1,073,712	437,423
				301,427	165,989	135,438
				25,385	10,033	15,352
				14,662,527	9,015,730	5,646,797
				68,199,714	57,260,727	10,938,987
				1,595,834	994,887	600,947
-	-	-	-	89,779,819	71,589,820	18,189,999
-	-	-	-	1,096,982	906,223	190,759
-	-	-	-	382,425	294,521	87,904
-	-	-	-	1,118,644	993,217	125,427
				12,343,421	8,254,113	4,089,308
				36,675	24,791	11,884
				19,134,688	19,134,688	0
-	-	-	-	31,514,784	27,413,592	4,101,192

State of Nebraska

**SCHEDULE OF BUDGETED AND ACTUAL
EXPENDITURES PAID BY PROGRAM (Continued)**

For the year ended June 30, 2008

AGENCY/PROGRAM	GENERAL		CASH		CONSTRUCTION	
	BUDGET	ACTUAL	BUDGET	ACTUAL	BUDGET	ACTUAL
Revenue, Department of						
013 Salary - Tax Commissioner	169,490	147,860				
102 Revenue Administration	25,581,863	23,660,684	1,339,478	1,154,073		
104 County Property Tax Relief	1,500,000	1,500,000				
108 Homestead Exemption	63,056,960	62,355,697				
111 Motor Fuel Tax			2,438,704	1,998,443		
112 Property Tax Assessment	5,084,557	4,715,266	681,212	363,729		
132 Property Tax Credit Program			105,000,000	104,393,442		
160 Lottery Administration			17,282,095	14,914,873		
165 Charitable Gaming			2,527,718	2,051,130		
	<u>95,392,870</u>	<u>92,379,507</u>	<u>129,269,207</u>	<u>124,875,690</u>	<u>-</u>	<u>-</u>
Roads, Department of						
113 Branch Rail Revitalization	3,288	963				
185 Rail Line Assistance						
305 Public Transit Aid	15,574	15,000	3,490,139	3,106,243		
568 Highway Administration			16,843,213	16,562,319		
569 Construction			499,493,680	467,726,309		
572 Service and Support			35,513,359	23,031,612		
574 Highway Maintenance			131,244,901	119,511,730		
901 Capital Construction			9,198,823	2,971,111		
	<u>18,862</u>	<u>15,963</u>	<u>695,784,115</u>	<u>632,909,324</u>	<u>-</u>	<u>-</u>
Secretary of State						
009 Salary - Secretary of State	108,576	108,254				
022 Departmental Administration	201,224	201,224	150,728	149,320		
045 Election Administration	241,790	236,459	2,812,097	1,493,095		
051 Enforce Standards / Corporation			642,379	546,192		
053 Enforce Standards / Collection Ag			76,934	57,040		
086 Enforce Standards / Recds Mngt	181,096	146,073	2,490,483	2,046,652		
089 Uniform Commercial Code			1,140,233	750,446		
	<u>732,686</u>	<u>692,010</u>	<u>7,312,854</u>	<u>5,042,745</u>	<u>-</u>	<u>-</u>
State Colleges						
048 Office of the Secretary	1,254,718	1,220,185				
142 Tri-State Graduate Center	43,660	43,660				
801 Instruction - Chadron	7,314,488	7,314,488	3,677,506	3,037,035		
802 Organized Research - Chadron			25,615	13,392		
803 Public Service - Chadron	141,834	141,834	82,238	74,325		
804 Academic Support - Chadron	1,833,526	1,833,526	758,498	741,143		
805 Student Services - Chadron	1,317,462	1,317,462	778,091	699,495		
806 Administration - Chadron	2,597,500	2,597,500	1,971,555	1,740,240		
807 Plant Oper / Maint - Chadron	1,710,000	1,710,000	815,444	760,343		
808 Tuition Remission - Chadron			311,504	2,500		
809 Independent Operations - Chadron						
821 Instruction - Peru	4,019,644	3,500,813	1,820,616	1,440,247		
822 Organized Research - Peru						
823 Public Service - Peru			15,054	15,000		
824 Academic Support - Peru	1,183,131	1,181,474	402,682	375,410		
825 Student Services - Peru	724,194	721,025	528,191	454,372		
826 Administration - Peru	1,906,003	1,873,498	1,291,395	968,999		
827 Plant Oper / Maint - Peru	1,219,732	1,211,290	1,400,587	988,971		
828 Tuition Remission - Peru	33,333	33,333	221,239	218,739		
829 Independent Operations - Peru						
831 Instruction - Wayne	9,682,049	9,548,569	5,578,665	3,600,204		
832 Organized Research - Wayne	9,043	9,043	23,550	16,337		
833 Public Service - Wayne			429,126	197,369		

FEDERAL BUDGET	ACTUAL	REVOLVING BUDGET	ACTUAL	TOTAL		UNDER (OVER) BUDGET
				BUDGET	ACTUAL	
				169,490	147,860	21,630
				26,921,341	24,814,757	2,106,584
				1,500,000	1,500,000	0
21,250				63,056,960	62,355,697	701,263
				2,459,954	1,998,443	461,511
				5,765,769	5,078,995	686,774
				105,000,000	104,393,442	606,558
				17,282,095	14,914,873	2,367,222
				2,527,718	2,051,130	476,588
21,250	-	-	-	224,683,327	217,255,197	7,428,130
				3,288	963	2,325
		2,717,831	595,582	2,717,831	595,582	2,122,249
				3,505,713	3,121,243	384,470
				16,843,213	16,562,319	280,894
				499,493,680	467,726,309	31,767,371
				35,513,359	23,031,612	12,481,747
				131,244,901	119,511,730	11,733,171
				9,198,823	2,971,111	6,227,712
-	-	2,717,831	595,582	698,520,808	633,520,869	64,999,939
				108,576	108,254	322
242,229	167,468			351,952	350,544	1,408
				3,296,116	1,897,022	1,399,094
				642,379	546,192	96,187
				76,934	57,040	19,894
		1,109,681	947,827	3,781,260	3,140,552	640,708
				1,140,233	750,446	389,787
242,229	167,468	1,109,681	947,827	9,397,450	6,850,050	2,547,400
				1,254,718	1,220,185	34,533
				43,660	43,660	0
201,651	85,771			11,193,645	10,437,294	756,351
192,413	157,664			218,028	171,056	46,972
503,119	456,582			727,191	672,741	54,450
15,000	6,647			2,607,024	2,581,316	25,708
216,995	199,832			2,312,548	2,216,789	95,759
401,632	371,730			4,970,687	4,709,470	261,217
				2,525,444	2,470,343	55,101
8,483,644	8,344,406			8,795,148	8,346,906	448,242
		2,433,838	2,351,530	2,433,838	2,351,530	82,308
15,000	8,904			5,855,260	4,949,964	905,296
44,932	44,325			44,932	44,325	607
				15,054	15,000	54
6,250				1,592,063	1,556,884	35,179
330,272	301,577			1,582,657	1,476,974	105,683
514,029	463,110			3,711,427	3,305,607	405,820
				2,620,319	2,200,261	420,058
3,965,902	2,006,537			4,220,474	2,258,609	1,961,865
		822,037	744,949	822,037	744,949	77,088
497,064	431,158			15,757,778	13,579,931	2,177,847
				32,593	25,380	7,213
				429,126	197,369	231,757

State of Nebraska

**SCHEDULE OF BUDGETED AND ACTUAL
EXPENDITURES PAID BY PROGRAM (Continued)**

For the year ended June 30, 2008

AGENCY/PROGRAM	GENERAL		CASH		CONSTRUCTION	
	BUDGET	ACTUAL	BUDGET	ACTUAL	BUDGET	ACTUAL
State Colleges						
834 Academic Support - Wayne	1,976,786	1,976,786	1,553,721	1,248,277		
835 Student Services - Wayne	2,302,355	2,302,355	1,784,475	1,540,992		
836 Administration - Wayne	2,889,237	2,889,237	1,922,247	1,619,721		
837 Plant Oper / Maint - Wayne	1,781,117	1,781,117	2,439,380	2,211,240		
838 Tuition Remission - Wayne			484,212	483,974		
839 Independent Operations - Wayne						
840 NSC'S Student Info System	5,556,000					
901 Misc Renovation - All Campuses					7,682	
919 NSC-Sys Facility Fee-LB605					1,125,000	1,125,000
920 Facilities Fee Fund					400,000	400,000
921 System Admin Software			1,500,000	15,000		
945 WSC-St. Improve & Common			350,000			
946 CSC-Sparks Hall Renovation					862,486	823,483
951 WSC-S. Souix ED Center					1,132,450	1,345
952 WSC-Carhart Renovation			4,061,500			
993 PSC-Misc Renovation			680,410			
998 Bond Debt Service					2,009,360	2,009,360
	<u>49,495,812</u>	<u>43,207,195</u>	<u>34,907,501</u>	<u>22,463,325</u>	<u>5,536,978</u>	<u>4,359,188</u>
State Patrol, Nebraska						
100 Public Protection	504,593	20,860				
189 Command and Support	15,764,291	14,954,289	726,645	534,011		
190 Criminal Investigations	12,225,228	11,840,889	2,551,325	1,796,314		
195 Road Operations	22,525,413	22,212,713	485,979	485,258		
205 Carrier Enforcement			7,104,682	6,353,802		
325 Operational Improvements			2,415,225	1,252,026		
575 Byrne Grants			376,649	176,726		
630 State Capitol Security	395,117	310,827	21,012	21,012		
	<u>51,414,642</u>	<u>49,339,578</u>	<u>13,681,517</u>	<u>10,619,149</u>	<u>-</u>	<u>-</u>
State Treasurer						
012 Salary - State Treasurer	111,703	111,703				
024 State Disbursement Unit	1,457,657	1,352,619	50,000			
117 Mutual Financial Assistance			3,650,000	3,650,000		
118 Muni Infrastructure Rdlvlpmnt Fd			838,513	520,000		
119 Aid to Natural Resource Districts	1,545,502	1,545,502				
120 Aid to Municipalities	11,257,193	11,257,193				
149 Aid to Counties	4,965,866	4,965,866				
503 Treasury Management			648,649	620,477		
505 Educational Savings Plan			409,635	404,995		
512 Unclaimed Property			625,357	601,694		
659 Long-Term Care Savings Plan	91,341	88,270				
665 Convention CTR Financing			2,671,928	2,671,928		
	<u>19,429,262</u>	<u>19,321,153</u>	<u>8,894,082</u>	<u>8,469,094</u>	<u>-</u>	<u>-</u>
Status of Women, Nebraska Commission on the						
577 Status of Women	33,420	12,111	5,000	365	-	-
Supreme Court						
003 Salaries - Supreme Court Judges	1,044,565	1,044,565				
004 Salaries - Appellate Court Judges	853,013	853,013				
005 Salaries - Retired Judges	53,749	48,083				
006 Salaries - Dist & Juv Judges	9,113,514	9,113,514				

FEDERAL		REVOLVING		TOTAL		UNDER (OVER)
BUDGET	ACTUAL	BUDGET	ACTUAL	BUDGET	ACTUAL	BUDGET
5,000	1,274	102,200		3,637,707	3,226,337	411,370
345,000	306,789			4,431,830	4,150,136	281,694
297,544	286,045			5,109,028	4,795,003	314,025
				4,220,497	3,992,357	228,140
3,641,832	3,512,813			4,126,044	3,996,787	129,257
		3,883,492	3,565,378	3,883,492	3,565,378	318,114
				5,556,000	0	5,556,000
				7,682	0	7,682
		400,000	400,000	1,525,000	1,525,000	0
		1,541,776	915,855	1,941,776	1,315,855	625,921
				1,500,000	15,000	1,485,000
				350,000	0	350,000
				862,486	823,483	39,003
				1,132,450	1,345	1,131,105
				4,061,500	0	4,061,500
				680,410	0	680,410
				2,009,360	2,009,360	0
19,677,279	16,985,164	9,183,343	7,977,712	118,800,913	94,992,584	23,808,329
4,511				509,104	20,860	
				16,490,936	15,488,300	1,002,636
3,873,864	2,748,590			18,650,417	16,385,793	2,264,624
1,552,347	1,292,265			24,563,739	23,990,236	573,503
2,940,364	2,814,041			10,045,046	9,167,843	877,203
				2,415,225	1,252,026	1,163,199
1,114,103	547,311			1,490,752	724,037	766,715
		772,414	754,413	1,188,543	1,086,252	102,291
9,485,189	7,402,207	772,414	754,413	75,353,762	68,115,347	6,750,171
				111,703	111,703	0
2,181,975	2,028,627			3,689,632	3,381,246	308,386
				3,650,000	3,650,000	0
				838,513	520,000	318,513
				1,545,502	1,545,502	0
				11,257,193	11,257,193	0
				4,965,866	4,965,866	0
				648,649	620,477	28,172
				409,635	404,995	4,640
				625,357	601,694	23,663
				91,341	88,270	3,071
				2,671,928	2,671,928	0
2,181,975	2,028,627	-	-	30,505,319	29,818,874	686,445
-	-	-	-	38,420	12,476	25,944
				1,044,565	1,044,565	0
				853,013	853,013	0
				53,749	48,083	5,666
				9,113,514	9,113,514	0

State of Nebraska

**SCHEDULE OF BUDGETED AND ACTUAL
EXPENDITURES PAID BY PROGRAM (Continued)**

For the year ended June 30, 2008

AGENCY/PROGRAM	GENERAL		CASH		CONSTRUCTION	
	BUDGET	ACTUAL	BUDGET	ACTUAL	BUDGET	ACTUAL
Supreme Court						
007 Salaries - County Judges	7,888,706	7,888,706				
034 Court Administrator	4,969,346	4,784,475	2,100,816	1,644,151		
040 State Law Library	340,408	335,526				
235 Probation Contractual Service			842,965	225,568		
396 County Court System	15,677,840	15,598,950				
397 Statewide Probation	16,847,888	16,318,417	464,352	441,914		
398 Intensive Probation	3,114,554	3,052,494	238,711	235,256		
399 District Court Reporters	4,557,466	4,544,857				
405 Court Of Appeals	1,091,308	1,044,151				
420 Specialized Court Operations			2,248,168	1,897,026		
435 Community Corrections	873,385	869,745	7,901,982	4,738,438		
570 Computer Automation			3,521,108	2,670,601		
	<u>66,425,742</u>	<u>65,496,496</u>	<u>17,318,102</u>	<u>11,852,954</u>	<u>-</u>	<u>-</u>
Tax Equalization and Review Commission						
115 Operations	814,315	753,949	56,202	3,581	-	-
Technical Community Colleges, Nebraska Coordinating Commission for						
151 Aid to Community Colleges	57,465,577	57,465,577				
152 Prop Tax Relief & Equalization	26,600,899	26,600,899				
	<u>84,066,476</u>	<u>84,066,476</u>	<u>-</u>	<u>-</u>	<u>-</u>	<u>-</u>
University of Nebraska						
711 State General Fund - UNL	151,344,331	150,744,331	121,966,590	107,382,550		
713 NTCA State General Fund - UNL	2,497,812	2,497,812	903,704	832,250		
715 Institute of Ag & Nat Res - UNL	80,076,513	80,076,513	11,687,302	6,974,813		
716 Federal Credit - UNL						
717 Federal Grant Contracts - UNL						
719 Auxiliary - UNL						
731 State General Fund - UNMC	119,000,005	118,250,005	76,715,914	66,598,164		
736 Federal Credit - UNMC						
737 Federal Grant Contracts - UNMC						
739 Auxiliary - UNMC						
740 NU-Student Info System	14,444,000					
751 State General Fund - UNK	33,999,919	33,999,919	26,356,227	18,019,356		
756 Federal Credit - UNK						
757 Federal Grant Contracts - UNK						
759 Auxiliary - UNK						
781 State General Fund - UNCA	35,965,816	32,044,567	12,608,706	1,032,002		
787 Federal Grant Contracts - UNCA						
789 Auxiliary - UNCA						
791 State General Fund - UNO	57,858,072	57,798,072	49,585,384	46,786,829		
796 Federal Credit - UNO						
797 Federal Grant Contracts - UNO						
799 Auxiliary - UNO						
906 System Facility Fee - UNL			10,041,290	5,200,000	5,500,000	5,500,000
913 UNL Biochem Bldg			1,673	1,673		
915 Field Lab Development - UNL					448,534	
916 UNL-Temple Renovation			47,524	47,524		
917 UNL Campus Recreation						
918 Miscellaneous Renovation - UNL			6,458,101	2,104,362		
920 NU-SYS Facility Fee-LB605			3,378,947	3,377,454	5,500,000	5,500,000
925 UNL-Entomology Hall Renov.			2,000,000			
926 UNL-ARDC Maint-Office Building						
931 Sec Mutual Bldg Renovation - UNL			2,760,760	2,760,760		

FEDERAL		REVOLVING		TOTAL		UNDER (OVER)
BUDGET	ACTUAL	BUDGET	ACTUAL	BUDGET	ACTUAL	BUDGET
				7,888,706	7,888,706	0
593,684	514,237			7,663,846	6,942,863	720,983
				340,408	335,526	4,882
				842,965	225,568	617,397
59,016	59,015			15,736,856	15,657,965	78,891
244,883	144,903			17,557,123	16,905,234	651,889
				3,353,265	3,287,750	65,515
				4,557,466	4,544,857	12,609
				1,091,308	1,044,151	47,157
55,000	32,199			2,303,168	1,929,225	373,943
				8,775,367	5,608,183	3,167,184
418,166	167,530			3,939,274	2,838,131	1,101,143
1,370,749	917,884	-	-	85,114,593	78,267,334	6,847,259
-	-	-	-	870,517	757,530	112,987
				57,465,577	57,465,577	0
				26,600,899	26,600,899	0
-	-	-	-	84,066,476	84,066,476	0
		39,166,873	30,783,643	312,477,794	288,910,524	23,567,270
		239,942	230,194	3,641,458	3,560,256	81,202
6,201,594	6,201,594	19,289,551	17,336,197	117,254,960	110,589,117	6,665,843
117,821,553	103,736,602			117,821,553	103,736,602	14,084,951
64,863,792	63,796,302			64,863,792	63,796,302	1,067,490
		237,706,894	207,070,305	237,706,894	207,070,305	30,636,589
		9,016,496	8,372,242	204,732,415	193,220,411	11,512,004
64,900,000	50,007,478			64,900,000	50,007,478	14,892,522
9,200,000	4,733,731			9,200,000	4,733,731	4,466,269
		99,041,647	76,662,511	99,041,647	76,662,511	22,379,136
				14,444,000	0	14,444,000
		6,528,091	4,582,779	66,884,237	56,602,054	10,282,183
6,330,388	5,883,469			6,330,388	5,883,469	446,919
1,369,612	553,811			1,369,612	553,811	815,801
		12,623,989	10,567,981	12,623,989	10,567,981	2,056,008
		450,000	142,662	49,024,522	33,219,231	15,805,291
2,000,000	632,119			2,000,000	632,119	1,367,881
		375,000	286,882	375,000	286,882	88,118
		14,113,101	11,887,211	121,556,557	116,472,112	5,084,445
12,700,000	9,402,069			12,700,000	9,402,069	3,297,931
5,800,000	4,004,111			5,800,000	4,004,111	1,795,889
		28,238,491	24,433,802	28,238,491	24,433,802	3,804,689
				15,541,290	10,700,000	4,841,290
				1,673	1,673	0
				448,534	0	448,534
				47,524	47,524	0
		1,743,903	341,032	1,743,903	341,032	1,402,871
123,605	4,914	1,384,721	839,872	7,966,427	2,949,148	5,017,279
				8,878,947	8,877,454	1,493
				2,000,000	0	2,000,000
		282,808	279,660	282,808	279,660	3,148
				2,760,760	2,760,760	0

State of Nebraska

**SCHEDULE OF BUDGETED AND ACTUAL
EXPENDITURES PAID BY PROGRAM (Continued)**

For the year ended June 30, 2008

AGENCY/PROGRAM	GENERAL		CASH		CONSTRUCTION	
	BUDGET	ACTUAL	BUDGET	ACTUAL	BUDGET	ACTUAL
University of Nebraska						
932 UNL-Animal Sci Renov-Vet Med			281,495	249,266		
933 UNL- Chem Engineer Addition			2,480,000	765,843		
937 Agriculture Research Land - UNL					668,312	413,689
943 Misc Renovation - UNMC			3,609,975	1,968,962		
944 Athletic Facility Impr - UNL						
946 CCND Renovation - UNMC			98,274	14,803		
948 UNMC -CTR Health science			661,596	245,560		
949 UNMC-4230 Research Lab			408,379			
951 UNMC-42ND St. Calm Mods			739,064	599,572		
952 UNMC-Cup Elect Upg Norm Dist			388,000	35,742		
953 UNMC- Swanson HVAC			1,993	1,000		
954 Misc Renovation - UNK			658,474	155,416		
956 UNL-Food Industries-139&138			1,017,434	421,084		
963 UNL- LIB Deposit-Retrieval			241,830	235,126		
964 UNMC-Elec Gen & Utility Fac			94,314	5,733		
968 UNMC-Weigel Vis Rehab Ctr						
970 UNMC-RCE II			1,482,498	1,194,596		
973 UNMC-RCE II Other Funds						
975 UNMC-2nd New Chiller-LB605			500,000	163,604		
982 Bruner Hall - UNK			299,649			
989 UNO-CPACS Renovation					11,785,875	8,654,673
990 Energy Projects - UNO			2,965,441	560,042		
994 Misc Renovation - UNO			3,466,688	947,388		
997 UNL- NE Virology Center			10,829,626	10,673,284		
	<u>495,186,468</u>	<u>475,411,219</u>	<u>354,736,852</u>	<u>279,354,758</u>	<u>23,902,721</u>	<u>20,068,362</u>
Veterans' Affairs, Department of						
036 Departmental Administration	822,743	713,370				
037 Veteran Cemetary System	58,659	1,918				
937 Alliance Vets Cemetery Const.					362,752	55,224
	<u>881,402</u>	<u>715,288</u>	<u>-</u>	<u>-</u>	<u>362,752</u>	<u>55,224</u>
Wheat Development, Utilization, and Marketing Board, Nebraska						
381 Nebraska Wheat Board	-	-	1,418,627	953,089	-	-
Workers' Compensation Court, Nebraska						
526 Judges' Salaries			995,669	983,893		
530 Workman's Compensation Admin			3,926,734	3,255,522		
635 Acting Judges' Salaries			55,498	2,472		
	<u>-</u>	<u>-</u>	<u>4,977,901</u>	<u>4,241,887</u>	<u>-</u>	<u>-</u>
TOTAL STATE	<u>\$ 3,476,177,075</u>	<u>\$ 3,235,792,486</u>	<u>\$ 1,984,818,384</u>	<u>\$ 1,563,071,222</u>	<u>\$ 57,443,066</u>	<u>\$ 42,933,427</u>

FEDERAL		REVOLVING		TOTAL		UNDER (OVER)
BUDGET	ACTUAL	BUDGET	ACTUAL	BUDGET	ACTUAL	BUDGET
				281,495	249,266	32,229
1,474,137	1,226,773	299,366	299,366	4,253,503	2,291,982	1,961,521
				668,312	413,689	254,623
11,103		1,366,864	561,728	4,987,942	2,530,690	2,457,252
		275,600	263,358	275,600	263,358	12,242
				98,274	14,803	83,471
				661,596	245,560	416,036
				408,379	0	408,379
				739,064	599,572	139,492
		903,000	45,354	1,291,000	81,096	1,209,904
				1,993	1,000	993
				658,474	155,416	503,058
				1,017,434	421,084	596,350
				241,830	235,126	6,704
				94,314	5,733	88,581
		81,000	80,990	81,000	80,990	10
6,000,000				7,482,498	1,194,596	6,287,902
		80,497		80,497	0	80,497
				500,000	163,604	336,396
				299,649	0	299,649
				11,785,875	8,654,673	3,131,202
				2,965,441	560,042	2,405,399
		1,308,153	624,673	4,774,841	1,572,061	3,202,780
				10,829,626	10,673,284	156,342
298,795,784	250,182,973	474,515,987	395,692,442	1,647,137,812	1,420,709,754	226,428,058
				822,743	713,370	109,373
				58,659	1,918	56,741
5,750,000				6,112,752	55,224	6,057,528
5,750,000	-	-	-	6,994,154	770,512	6,223,642
				1,418,627	953,089	465,538
				995,669	983,893	11,776
39,296	33,590			3,966,030	3,289,112	676,918
				55,498	2,472	53,026
39,296	33,590	-	-	5,017,197	4,275,477	741,720
\$ 2,545,025,546	\$ 2,152,335,814	\$ 709,597,912	\$ 569,459,058	8,773,061,983	7,563,592,007	1,208,981,732

State of Nebraska
**SCHEDULE OF EXPENDITURES BY
MAJOR ACCOUNT CATEGORY - ALL FUNDS**
For the years ended June 30, 2004 through June 30, 2008

AGENCY	2004	2005	2006	2007	2008
Abstracters, Board of Examiners					
Personal Services	\$ 17,664	\$ 17,921	\$ 19,406	\$ 19,687	\$ 20,585
Operating Expenses	8,795	12,045	9,144	12,959	11,371
Travel	4,067	1,912	2,994	7,519	7,045
Capital Outlay	1,551	1,908			
	<u>32,077</u>	<u>33,786</u>	<u>31,544</u>	<u>40,165</u>	<u>39,001</u>
Accountability and Disclosure					
Commission, Nebraska					
Personal Services	353,840	379,273	392,231	413,084	460,977
Operating Expenses	74,456	55,901	44,724	39,839	44,402
Travel	10,080	8,037	6,968	8,828	8,021
Capital Outlay	2,289		587	8,069	
Government Aid	39,516		120,477	144,953	
	<u>480,181</u>	<u>443,211</u>	<u>564,987</u>	<u>614,773</u>	<u>513,400</u>
Administrative Services					
Personal Services	34,526,904	35,071,921	36,753,396	38,434,983	36,281,535
Operating Expenses	248,911,568	273,556,749	273,956,774	300,803,412	306,292,032
Travel	201,854	176,733	245,888	268,006	187,033
Capital Outlay	11,015,436	13,648,306	13,150,460	11,838,500	16,986,006
Government Aid	2,506,577	2,515,451	2,508,379	2,538,249	2,512,756
	<u>297,162,339</u>	<u>324,969,160</u>	<u>326,614,897</u>	<u>353,883,150</u>	<u>362,259,362</u>
Aeronautics, Department of					
Personal Services	1,287,348	1,362,646	1,453,508	1,501,004	1,549,731
Operating Expenses	905,483	904,259	946,635	2,185,537	1,189,573
Travel	90,374	89,991	82,414	98,487	102,467
Capital Outlay	624,179	29,451	179,850	123,054	62,339
Government Aid	15,399,661	16,620,508	17,997,847	18,068,613	16,683,202
	<u>18,307,045</u>	<u>19,006,855</u>	<u>20,660,254</u>	<u>21,976,695</u>	<u>19,587,312</u>
Agriculture, Department of					
Personal Services	7,873,450	8,036,467	8,445,935	8,826,866	9,015,666
Operating Expenses	4,159,299	4,335,108	4,437,395	5,499,518	4,678,219
Travel	758,013	949,677	919,725	850,073	946,533
Capital Outlay	407,919	335,094	340,174	244,340	337,343
Government Aid	187,691	297,000	202,889	3,835,598	2,099,823
	<u>13,386,372</u>	<u>13,953,346</u>	<u>14,346,118</u>	<u>19,256,395</u>	<u>17,077,584</u>
Agriculture, State Board of					
Government Aid		155,601	2,012,201	2,886,515	2,884,067
		<u>155,601</u>	<u>2,012,201</u>	<u>2,886,515</u>	<u>2,884,067</u>
Arts Council, Nebraska					
Personal Services	451,681	432,144	492,417	526,342	523,932
Operating Expenses	193,574	150,890	186,011	159,599	150,295
Travel	16,399	23,263	19,362	32,720	21,751
Capital Outlay	658	54,424	8,964	10,094	
Government Aid	2,020,687	1,453,674	1,781,655	2,045,770	1,727,849
	<u>2,682,999</u>	<u>2,114,395</u>	<u>2,488,409</u>	<u>2,774,525</u>	<u>2,423,827</u>

State of Nebraska

**SCHEDULE OF EXPENDITURES BY
MAJOR ACCOUNT CATEGORY - ALL FUNDS (Continued)**

For the years ended June 30, 2004 through June 30, 2008

AGENCY	2004	2005	2006	2007	2008
Attorney General					
Personal Services	4,579,828	5,628,129	5,835,160	6,260,070	6,436,382
Operating Expenses	1,458,429	2,638,405	3,349,382	4,723,295	4,613,793
Travel	143,669	165,307	223,351	276,345	267,659
Capital Outlay	69,761	116,096	64,488	55,298	61,153
	<u>6,251,687</u>	<u>8,547,937</u>	<u>9,472,381</u>	<u>11,315,008</u>	<u>11,378,987</u>
Auditor of Public Accounts					
Personal Services	1,617,794	1,778,337	2,450,428	2,487,054	2,873,555
Operating Expenses	752,626	728,208	457,809	631,682	384,881
Travel	25,261	36,353	49,821	51,321	61,917
Capital Outlay	39,545	34,409	21,993	20,674	4,045
	<u>2,435,226</u>	<u>2,577,307</u>	<u>2,980,051</u>	<u>3,190,731</u>	<u>3,324,398</u>
Banking and Finance, Department of					
Personal Services	3,505,629	3,695,062	3,906,530	4,095,616	4,276,805
Operating Expenses	573,231	754,660	653,019	881,532	1,324,546
Travel	170,373	185,685	223,272	232,011	272,280
Capital Outlay	21,891	44,837	58,803	70,390	34,034
	<u>4,271,124</u>	<u>4,680,244</u>	<u>4,841,624</u>	<u>5,279,549</u>	<u>5,907,665</u>
Barber Examiners, Board of					
Personal Services	89,236	93,792	98,370	96,831	96,988
Operating Expenses	13,032	10,671	7,036	13,639	11,821
Travel	3,759	4,275	4,682	4,346	4,738
Capital Outlay			2,099		
	<u>106,027</u>	<u>108,738</u>	<u>112,187</u>	<u>114,816</u>	<u>113,547</u>
Blind and Visually Impaired, Commission for					
Personal Services	2,345,956	2,450,292	2,345,830	2,440,511	2,496,696
Operating Expenses	593,666	545,559	543,886	630,100	814,445
Travel	162,707	217,479	132,821	171,584	233,430
Capital Outlay	7,830	49,146	67,657	52,189	62,610
Government Aid	719,997	856,785	597,804	660,129	703,167
	<u>3,830,156</u>	<u>4,119,261</u>	<u>3,687,998</u>	<u>3,954,513</u>	<u>4,310,348</u>
Brand Committee, Nebraska					
Personal Services	2,893,667	2,838,050	2,974,805	3,219,751	3,186,498
Operating Expenses	147,099	149,891	156,019	208,419	164,688
Travel	344,427	362,777	413,311	440,379	477,675
Capital Outlay	38,555	42,175	7,808	21,307	22,297
	<u>3,423,748</u>	<u>3,392,893</u>	<u>3,551,943</u>	<u>3,889,856</u>	<u>3,851,158</u>
Corn Development, Utilization and Marketing Board, Nebraska					
Personal Services	310,349	339,597	363,467	375,083	386,990
Operating Expenses	2,112,182	2,298,734	2,346,664	2,295,886	2,468,696
Travel	147,979	155,399	225,173	190,582	190,809
Capital Outlay	4,024	2,553	1,841		
Government Aid		(426)			
	<u>2,574,534</u>	<u>2,795,857</u>	<u>2,937,145</u>	<u>2,861,551</u>	<u>3,046,495</u>

State of Nebraska

**SCHEDULE OF EXPENDITURES BY
MAJOR ACCOUNT CATEGORY - ALL FUNDS (Continued)**

For the years ended June 30, 2004 through June 30, 2008

AGENCY	2004	2005	2006	2007	2008
Correctional Services, Department of					
Personal Services	92,905,026	96,144,514	99,606,423	105,518,713	110,758,540
Operating Expenses	50,335,730	54,559,930	58,456,207	60,964,377	61,808,114
Travel	678,655	738,103	804,557	798,152	1,009,782
Capital Outlay	6,824,967	5,268,784	3,082,893	4,607,897	1,577,211
Government Aid	3,519,587	3,501,405	3,501,405	3,910,000	3,910,000
	<u>154,263,965</u>	<u>160,212,736</u>	<u>165,451,485</u>	<u>175,799,139</u>	<u>179,063,647</u>
Criminal Justice, Commission on					
Law Enforcement and					
Personal Services	1,976,361	2,052,531	2,186,566	2,346,635	2,361,855
Operating Expenses	2,006,167	1,982,751	3,524,004	4,063,398	6,058,264
Travel	102,861	109,619	121,756	120,549	115,328
Capital Outlay	111,656	150,141	125,087	103,887	49,480
Government Aid	10,475,409	10,593,435	9,332,056	8,888,967	8,404,148
	<u>14,672,454</u>	<u>14,888,477</u>	<u>15,289,469</u>	<u>15,523,436</u>	<u>16,989,075</u>
Dairy Industry Development Board					
Operating Expenses	1,072,728	1,037,606	1,073,582	1,102,926	1,034,901
Travel	2,812	2,455	2,457	2,674	1,495
	<u>1,075,540</u>	<u>1,040,061</u>	<u>1,076,039</u>	<u>1,105,600</u>	<u>1,036,396</u>
Deaf/Hard of Hearing, Commission for the					
Personal Services	482,080	506,483	539,841	594,241	654,956
Operating Expenses	113,318	167,255	187,413	161,306	210,067
Travel	16,119	21,984	20,064	26,469	34,173
Capital Outlay	4,797	3,267	6,769	3,766	1,951
	<u>616,314</u>	<u>698,989</u>	<u>754,087</u>	<u>785,782</u>	<u>901,147</u>
Dry Bean Commission					
Personal Services		28,499	31,552	33,027	34,460
Operating Expenses	262,001	223,315	208,555	186,768	246,315
Travel	16,998	13,715	16,869	13,398	20,011
Capital Outlay	1,457				
	<u>280,456</u>	<u>265,529</u>	<u>256,976</u>	<u>233,193</u>	<u>300,786</u>
Economic Development, Department of					
Personal Services	4,042,623	4,243,889	4,377,210	4,591,007	4,736,769
Operating Expenses	3,601,081	3,389,938	4,078,253	3,799,767	4,526,690
Travel	428,248	414,502	487,559	564,552	558,322
Capital Outlay	335	85,641	21,888	88,871	3,004
Government Aid	29,075,846	25,912,424	27,308,669	26,445,765	29,052,869
	<u>37,148,133</u>	<u>34,046,394</u>	<u>36,273,579</u>	<u>35,489,962</u>	<u>38,877,654</u>
Education, State Department of					
Personal Services	25,637,249	26,701,466	28,344,826	29,695,708	30,672,415
Operating Expenses	15,689,854	18,707,520	16,986,260	18,311,808	20,945,634
Travel	1,137,404	1,322,267	1,420,014	1,401,038	1,920,350
Capital Outlay	246,457	387,390	276,108	328,774	166,531
Government Aid	1,039,669,404	1,057,055,509	1,133,675,052	1,191,670,424	1,248,090,473
	<u>1,082,380,368</u>	<u>1,104,174,152</u>	<u>1,180,702,260</u>	<u>1,241,407,752</u>	<u>1,301,795,403</u>

State of Nebraska

SCHEDULE OF EXPENDITURES BY MAJOR ACCOUNT CATEGORY - ALL FUNDS (Continued)

For the years ended June 30, 2004 through June 30, 2008

AGENCY	2004	2005	2006	2007	2008
Educational Lands and Funds, Board of					
Personal Services	1,804,750	1,841,677	1,781,610	1,891,989	1,999,867
Operating Expenses	6,423,408	6,792,103	7,222,069	7,612,752	7,738,834
Travel	38,304	33,794	37,593	36,667	31,470
Capital Outlay	541,934	283,741	49,864	1,632	101,326
Government Aid	15,918	65,461			
	<u>8,824,314</u>	<u>9,016,776</u>	<u>9,091,136</u>	<u>9,543,040</u>	<u>9,871,497</u>
Educational Telecommunications Commission, Nebraska					
Personal Services	4,070,741	4,048,438	4,124,785	4,290,474	4,386,938
Operating Expenses	20,511,977	17,288,963	14,863,951	13,405,378	12,766,073
Travel	168,924	154,636	155,157	141,987	187,686
Capital Outlay	2,268,125	1,134,994	902,256	803,252	950,637
Government Aid	220,108	230,579	217,872	217,767	210,672
	<u>27,239,875</u>	<u>22,857,610</u>	<u>20,264,021</u>	<u>18,858,858</u>	<u>18,502,006</u>
Electrical Board, Nebraska					
Personal Services	946,331	963,010	929,082	989,221	1,092,560
Operating Expenses	146,941	139,529	130,144	153,395	142,532
Travel	106,559	128,238	129,456	124,631	174,053
Capital Outlay	193	(1,252)	24,955	23,425	17,223
	<u>1,200,024</u>	<u>1,229,525</u>	<u>1,213,637</u>	<u>1,290,672</u>	<u>1,426,368</u>
Engineers and Architects, Board of Examiners for Professional					
Personal Services	226,240	259,892	376,602	333,371	341,789
Operating Expenses	200,561	277,215	242,581	235,888	307,983
Travel	18,621	23,490	24,251	33,279	26,672
Capital Outlay	9,444	5,495	10,203	5,869	4,541
	<u>454,866</u>	<u>566,092</u>	<u>653,637</u>	<u>608,407</u>	<u>680,985</u>
Environmental Quality, Department of					
Personal Services	11,532,887	11,899,632	12,660,719	12,936,385	13,385,107
Operating Expenses	16,372,075	17,405,246	16,946,059	17,530,467	15,850,713
Travel	397,399	447,146	465,149	484,255	509,313
Capital Outlay	117,631	215,884	275,360	72,607	29,943
Government Aid	40,157,052	48,535,932	62,680,871	54,741,034	37,962,849
	<u>68,577,044</u>	<u>78,503,840</u>	<u>93,028,158</u>	<u>85,764,748</u>	<u>67,737,925</u>
Equal Opportunity Commission					
Personal Services	1,540,503	1,566,479	1,588,616	1,708,816	1,586,563
Operating Expenses	519,538	327,437	338,101	313,936	310,652
Travel	79,359	38,301	41,804	48,560	50,124
Government Aid					
	<u>2,139,800</u>	<u>1,953,423</u>	<u>1,972,369</u>	<u>2,082,046</u>	<u>1,956,359</u>
Ethanol Board, Nebraska					
Personal Services	270,695	272,728	286,133	301,759	310,372
Operating Expenses	268,034	276,732	148,960	246,636	142,291
Travel	31,926	27,499	29,957	32,423	30,197
Capital Outlay	912				
	<u>571,567</u>	<u>576,959</u>	<u>465,050</u>	<u>580,818</u>	<u>482,860</u>

State of Nebraska

**SCHEDULE OF EXPENDITURES BY
MAJOR ACCOUNT CATEGORY - ALL FUNDS (Continued)**

For the years ended June 30, 2004 through June 30, 2008

AGENCY	2004	2005	2006	2007	2008
Fire Marshal, State					
Personal Services	3,080,358	3,401,866	3,391,547	3,610,523	3,746,984
Operating Expenses	476,057	492,282	530,738	541,546	462,974
Travel	349,847	414,626	510,946	509,266	587,917
Capital Outlay	296,400	499,111	119,378	122,484	49,528
Government Aid	30,165	31,080	30,015	28,410	27,870
	<u>4,232,827</u>	<u>4,838,965</u>	<u>4,582,624</u>	<u>4,812,229</u>	<u>4,875,273</u>
Foster Care Review Board, State					
Personal Services	1,408,256	1,213,463	1,252,276	1,357,776	1,350,931
Operating Expenses	294,684	224,094	261,317	213,166	246,556
Travel	68,438	38,066	44,797	62,361	54,384
Capital Outlay	3,922	8,369	7,229	15,224	-
	<u>1,775,300</u>	<u>1,483,992</u>	<u>1,565,619</u>	<u>1,648,527</u>	<u>1,651,871</u>
Game and Parks Commission					
Personal Services	29,122,941	29,770,219	30,536,703	31,848,626	33,140,552
Operating Expenses	15,511,791	17,324,313	19,058,671	21,939,776	23,752,791
Travel	444,541	470,164	515,807	482,372	453,369
Capital Outlay	5,107,380	4,261,595	3,157,497	2,521,989	1,548,551
Government Aid	11,341,939	11,567,964	14,290,356	12,999,727	11,944,619
	<u>61,528,592</u>	<u>63,394,255</u>	<u>67,559,034</u>	<u>69,792,490</u>	<u>70,839,882</u>
Geologists, Board of					
Operating	12,988	15,803	20,167	26,086	29,612
Travel	2,798	1,202	2,596	2,062	2,433
	<u>15,786</u>	<u>17,005</u>	<u>22,763</u>	<u>28,148</u>	<u>32,045</u>
Governor					
Personal Services	2,212,793	2,234,448	2,340,165	2,435,707	2,431,518
Operating Expenses	357,468	413,242	395,346	393,272	442,475
Travel	33,347	38,149	98,654	75,985	82,869
Capital Outlay	38,345	6,672	4,252	6,882	53,148
Government Aid	7,723,007	7,905,290	8,669,346	10,262,733	8,532,834
	<u>10,364,960</u>	<u>10,597,801</u>	<u>11,507,763</u>	<u>13,174,579</u>	<u>11,542,844</u>
Grain Sorghum Development, Utilization and Marketing Board					
Personal Services	83,867	54,035	56,278	58,711	60,212
Operating Expenses	85,114	79,064	65,592	65,709	54,534
Travel	13,756	16,003	11,894	12,623	11,081
Capital Outlay					2,388
	<u>182,737</u>	<u>149,102</u>	<u>133,764</u>	<u>137,043</u>	<u>128,215</u>
Health and Human Services, Dept of (1)					
Personal Services	257,079,193	265,069,784	276,529,878	288,285,882	287,055,222
Operating Expenses	185,528,452	228,426,510	221,732,853	213,918,458	218,470,224
Travel	3,869,154	4,398,611	4,888,858	4,352,784	3,822,991
Capital Outlay	9,460,955	6,666,893	10,927,191	11,913,336	4,524,425
Government Aid	1,822,561,765	1,897,688,717	1,950,449,001	2,028,942,504	2,105,359,588
	<u>2,278,499,519</u>	<u>2,402,250,515</u>	<u>2,464,527,781</u>	<u>2,547,412,964</u>	<u>2,619,232,450</u>

State of Nebraska

**SCHEDULE OF EXPENDITURES BY
MAJOR ACCOUNT CATEGORY - ALL FUNDS (Continued)**

For the years ended June 30, 2004 through June 30, 2008

AGENCY	2004	2005	2006	2007	2008
Historical Society, Nebraska State					
Personal Services	3,715,404	3,726,895	3,920,622	4,079,892	3,963,439
Operating Expenses	1,215,594	1,421,541	1,493,649	1,520,676	1,750,478
Travel	63,771	74,724	70,004	83,057	88,039
Capital Outlay	43,597	75,248	40,519	113,447	87,806
Government Aid	69,707	79,660	62,991	135,605	299,123
	<u>5,108,073</u>	<u>5,378,068</u>	<u>5,587,785</u>	<u>5,932,677</u>	<u>6,188,885</u>
Indian Affairs, Commission on					
Personal Services	127,572	128,513	154,345	141,454	159,460
Operating Expenses	16,287	33,159	17,708	27,868	19,493
Travel	13,258	13,790	8,690	18,932	11,351
Capital Outlay	6,599	32	2,724	3,166	
	<u>163,716</u>	<u>175,494</u>	<u>183,467</u>	<u>191,420</u>	<u>190,304</u>
Industrial Relations, Commission of					
Personal Services	171,579	176,456	187,819	195,439	199,763
Operating Expenses	32,360	28,995	36,214	39,597	32,558
Travel	6,002	6,912	11,081	7,865	7,366
Capital Outlay			3,645		1,824
	<u>209,941</u>	<u>212,363</u>	<u>238,759</u>	<u>242,901</u>	<u>241,511</u>
Insurance, Department of					
Personal Services	5,020,846	5,393,024	5,925,327	6,158,324	6,458,913
Operating Expenses	14,861,393	16,920,106	14,316,057	16,162,304	9,772,819
Travel	302,473	325,906	320,677	300,455	269,457
Capital Outlay	39,954	25,103	1,794	44,692	16,848
	<u>20,224,666</u>	<u>22,664,139</u>	<u>20,563,855</u>	<u>22,665,775</u>	<u>16,518,037</u>
Investment Council, Nebraska					
Personal Services	482,817	493,728	530,804	577,020	588,318
Operating Expenses	597,363	581,303	592,421	587,161	967,295
Travel	12,908	17,665	9,527	20,336	30,471
Capital Outlay	5,353		948	2,563	
	<u>1,098,441</u>	<u>1,092,696</u>	<u>1,133,700</u>	<u>1,187,080</u>	<u>1,586,084</u>
Labor, Department of					
Personal Services	20,932,367	21,374,499	21,727,052	23,424,747	24,157,380
Operating Expenses	22,431,056	10,148,412	13,003,136	12,655,339	10,190,502
Travel	486,973	526,770	641,362	621,713	538,978
Capital Outlay	522,820	2,212,218	853,681	523,731	1,196,099
Government Aid	9,754,853	9,197,667	7,945,503	7,778,495	6,444,661
	<u>54,128,069</u>	<u>43,459,566</u>	<u>44,170,734</u>	<u>45,004,025</u>	<u>42,527,620</u>
Land Surveyors, State					
Board of Examiners for					
Operating Expenses	16,452	19,412	17,133	17,291	19,192
Travel	4,567	5,346	3,465	7,126	3,845
	<u>21,019</u>	<u>24,758</u>	<u>20,598</u>	<u>24,417</u>	<u>23,037</u>
Landscape Architects, State Board of					
Operating Expenses	8,152	8,356	10,023	12,423	17,298
Travel		577	459	12	1,257
	<u>8,152</u>	<u>8,933</u>	<u>10,482</u>	<u>12,435</u>	<u>18,555</u>

State of Nebraska

**SCHEDULE OF EXPENDITURES BY
MAJOR ACCOUNT CATEGORY - ALL FUNDS (Continued)**

For the years ended June 30, 2004 through June 30, 2008

AGENCY	2004	2005	2006	2007	2008
Legislative Council					
Personal Services	11,811,843	12,109,698	12,793,216	13,674,375	14,254,172
Operating Expenses	1,462,301	1,526,127	1,455,989	1,990,966	1,560,434
Travel	403,265	580,520	569,611	691,338	629,933
Capital Outlay	133,669	251,083	339,364	311,639	160,230
	<u>13,811,078</u>	<u>14,467,428</u>	<u>15,158,180</u>	<u>16,668,318</u>	<u>16,604,769</u>
Library Commission, Nebraska					
Personal Services	1,903,125	1,962,567	2,140,215	2,223,920	2,336,863
Operating Expenses	639,237	690,225	653,467	713,009	709,782
Travel	60,347	88,510	85,811	71,075	132,426
Capital Outlay	78,971	134,188	130,996	111,896	100,123
Government Aid	1,647,964	1,915,701	2,042,234	2,167,454	2,443,275
	<u>4,329,644</u>	<u>4,791,191</u>	<u>5,052,723</u>	<u>5,287,354</u>	<u>5,722,469</u>
Lieutenant Governor					
Personal Services	96,450	98,446	99,370	110,841	125,306
Operating Expenses	6,358	6,000	4,961	7,543	5,808
Travel	2,867	8,806	15,810	16,245	14,040
Capital Outlay	50				
	<u>105,725</u>	<u>113,252</u>	<u>120,141</u>	<u>134,629</u>	<u>145,154</u>
Liquor Control Commission, Nebraska					
Personal Services	591,730	570,446	604,092	652,315	647,544
Operating Expenses	170,667	234,426	177,418	246,878	199,985
Travel	11,282	13,990	15,900	18,743	14,505
Capital Outlay	3,093	54,813	6,839	26,396	1,559
	<u>776,772</u>	<u>873,675</u>	<u>804,249</u>	<u>944,332</u>	<u>863,593</u>
Mexican-Americans, Commission on					
Personal Services	116,551	124,049	116,622	126,778	160,046
Operating Expenses	55,279	43,738	38,567	47,192	38,076
Travel	18,968	21,773	14,923	16,565	14,869
Capital Outlay	900	14,916	2,905		
	<u>191,698</u>	<u>204,476</u>	<u>173,017</u>	<u>190,535</u>	<u>212,991</u>
Military, Department of					
Personal Services	6,737,798	6,840,626	7,299,002	7,932,393	7,813,592
Operating Expenses	5,814,518	10,466,253	13,712,848	9,589,117	13,686,948
Travel	448,528	391,089	344,886	387,904	401,929
Capital Outlay	8,071,887	8,008,449	(377,365)	1,948,290	17,258,616
Government Aid	19,157,702	29,190,783	27,115,075	84,764,471	79,895,241
	<u>40,230,433</u>	<u>54,897,200</u>	<u>48,094,446</u>	<u>104,622,175</u>	<u>119,056,326</u>
Motor Vehicle Industry Licensing Board, Nebraska					
Personal Services	419,148	449,252	472,916	492,073	508,280
Operating Expenses	80,834	61,372	62,753	69,555	67,098
Travel	46,017	58,398	54,852	46,933	46,320
Capital Outlay	2,634	1,452			
	<u>548,633</u>	<u>570,474</u>	<u>590,521</u>	<u>608,561</u>	<u>621,698</u>

State of Nebraska

**SCHEDULE OF EXPENDITURES BY
MAJOR ACCOUNT CATEGORY - ALL FUNDS (Continued)**

For the years ended June 30, 2004 through June 30, 2008

AGENCY	2004	2005	2006	2007	2008
Motor Vehicles, Department of					
Personal Services	7,771,221	7,939,316	8,385,427	8,705,754	9,006,599
Operating Expenses	10,069,935	13,783,810	10,232,428	8,113,492	8,867,300
Travel	237,029	252,406	288,446	313,492	354,620
Capital Outlay	21,897	240,240	164,126	181,230	48,959
Government Aid	2,994,508	3,237,047	3,097,533	3,922,070	4,208,009
	<u>21,094,590</u>	<u>25,452,819</u>	<u>22,167,960</u>	<u>21,236,038</u>	<u>22,485,487</u>
Natural Resources, Department of					
Personal Services	5,022,615	5,430,824	5,641,863	5,816,586	6,111,459
Operating Expenses	2,164,757	2,517,100	3,499,723	2,633,859	1,940,537
Travel	331,840	366,693	354,286	333,309	376,935
Capital Outlay	99,440	256,579	119,174	232,681	97,346
Government Aid	7,540,315	10,719,352	8,186,122	17,820,759	10,434,541
	<u>15,158,967</u>	<u>19,290,548</u>	<u>17,801,168</u>	<u>26,837,194</u>	<u>18,960,818</u>
Oil and Gas Conservation Commission, Nebraska					
Personal Services	411,417	415,491	434,957	454,964	475,026
Operating Expenses	82,551	97,054	121,458	135,312	106,532
Travel	6,895	12,449	12,337	10,421	14,116
Capital Outlay	9,159	37,208	27,698	2,129	6,820
	<u>510,022</u>	<u>562,202</u>	<u>596,450</u>	<u>602,826</u>	<u>602,494</u>
Pardons, Board of					
Personal Services	599,292	582,220	626,290	640,098	649,534
Operating Expenses	35,628	31,116	39,690	40,018	36,327
Travel	6,611	6,524	7,898	5,920	9,592
Capital Outlay	9,594		3,962	4,816	
	<u>651,125</u>	<u>619,860</u>	<u>677,840</u>	<u>690,852</u>	<u>695,453</u>
Postsecondary Education, Coordinating Commission for					
Personal Services	908,697	947,922	988,963	1,130,675	1,144,951
Operating Expenses	190,615	244,909	257,269	312,073	355,511
Travel	8,590	25,380	28,397	41,243	36,515
Capital Outlay	1,805	8,765	1,164	21,166	7,204
Government Aid	9,080,264	8,780,973	10,471,160	10,824,630	12,901,416
	<u>10,189,971</u>	<u>10,007,949</u>	<u>11,746,953</u>	<u>12,329,787</u>	<u>14,445,597</u>
Power Review Board, Nebraska					
Personal Services	172,149	178,209	173,767	194,366	202,959
Operating Expenses	53,928	60,964	51,477	58,117	75,445
Travel	8,081	12,719	8,255	12,313	12,598
	<u>234,158</u>	<u>251,892</u>	<u>233,499</u>	<u>264,796</u>	<u>291,002</u>
Public Accountancy, Nebraska State Board of					
Personal Services	185,688	190,794	204,584	212,715	219,677
Operating Expenses	131,770	109,145	107,133	160,015	133,164
Travel	14,871	17,945	35,113	16,530	22,575
Capital Outlay	596	1,811		1,411	5,433
	<u>332,925</u>	<u>319,695</u>	<u>346,830</u>	<u>390,671</u>	<u>380,849</u>

State of Nebraska

**SCHEDULE OF EXPENDITURES BY
MAJOR ACCOUNT CATEGORY - ALL FUNDS (Continued)**

For the years ended June 30, 2004 through June 30, 2008

AGENCY	2004	2005	2006	2007	2008
Public Advocacy, Commission on					
Personal Services	688,192	698,656	742,098	774,469	813,012
Operating Expenses	150,000	127,711	155,943	122,769	99,689
Travel	27,452	26,607	33,871	23,479	25,721
Capital Outlay	8,875	2,689	4,966	1,707	3,619
Government Aid	1,772,588	1,709,902	1,851,917	2,145,264	2,395,172
	<u>2,647,107</u>	<u>2,565,565</u>	<u>2,788,795</u>	<u>3,067,688</u>	<u>3,337,213</u>
Public Service Commission					
Personal Services	2,644,643	2,807,835	3,130,333	3,246,893	3,432,304
Operating Expenses	1,740,471	2,616,389	3,289,317	1,716,782	2,114,500
Travel	118,969	115,965	143,466	137,543	120,508
Capital Outlay	98,809	47,984	31,916	64,013	62,585
Government Aid	68,470,255	71,917,351	82,917,769	84,395,864	65,897,905
	<u>73,073,147</u>	<u>77,505,524</u>	<u>89,512,801</u>	<u>89,561,095</u>	<u>71,627,802</u>
Racing Commission, State					
Personal Services	442,944	490,553	453,318	459,819	510,018
Operating Expenses	113,847	79,449	134,156	149,579	173,746
Travel	87,654	77,876	56,725	70,564	69,871
Capital Outlay	1,866	2,549			2,879
Government Aid	167,701	156,094	157,137	162,574	149,709
	<u>814,012</u>	<u>806,521</u>	<u>801,336</u>	<u>842,536</u>	<u>906,223</u>
Railway Council, Nebraska					
Personal Services	129				
Operating Expenses	414	410			
Travel	1,602				
	<u>2,145</u>	<u>410</u>	<u>-</u>	<u>-</u>	<u>-</u>
Real Estate Appraiser Board					
Personal Services	103,340	117,710	100,237	119,571	124,841
Operating Expenses	45,698	59,648	95,238	115,293	153,557
Travel	17,156	19,349	16,852	14,568	16,123
Capital Outlay	55	1,773		20	
	<u>166,249</u>	<u>198,480</u>	<u>212,327</u>	<u>249,452</u>	<u>294,521</u>
Real Estate Commission, State					
Personal Services	529,042	542,362	558,584	580,610	607,348
Operating Expenses	286,420	310,089	320,110	359,514	316,917
Travel	42,486	50,233	51,960	54,410	63,237
Capital Outlay	6,413	7,071		4,851	5,715
	<u>864,361</u>	<u>909,755</u>	<u>930,654</u>	<u>999,385</u>	<u>993,217</u>
Retirement Systems, Public Employees'					
Personal Services	1,987,165	2,059,194	2,124,050	2,199,041	2,247,616
Operating Expenses (2)	200,662,762	235,365,304	291,094,337	355,763,802	410,975,985
Travel	32,189	35,268	33,062	27,534	33,466
Capital Outlay	2,272,062	2,603,700	2,536,737	2,605,384	4,565,592
Government Aid	15,926,774	17,098,119	17,796,465	32,202,873	19,134,688
	<u>220,880,952</u>	<u>257,161,585</u>	<u>313,584,651</u>	<u>392,798,634</u>	<u>436,957,347</u>

State of Nebraska

**SCHEDULE OF EXPENDITURES BY
MAJOR ACCOUNT CATEGORY - ALL FUNDS (Continued)**

For the years ended June 30, 2004 through June 30, 2008

AGENCY	2004	2005	2006	2007	2008
Revenue, Department of (3)					
Personal Services	22,976,712	23,389,195	24,717,961	26,332,038	26,881,552
Operating Expenses	36,591,449	33,916,366	37,246,460	37,446,686	44,083,081
Travel	448,541	472,573	526,578	475,700	567,644
Capital Outlay	181,269	313,068	374,181	236,145	136,707
Government Aid	59,416,407	64,938,677	68,481,832	72,055,572	184,614,514
	<u>119,614,378</u>	<u>123,029,879</u>	<u>131,347,012</u>	<u>136,546,141</u>	<u>256,283,498</u>
Roads, Department of					
Personal Services	109,825,437	111,070,305	114,931,629	119,519,208	123,903,871
Operating Expenses	89,788,455	87,705,995	89,952,877	90,846,383	108,472,451
Travel	905,347	981,265	972,496	989,961	1,090,600
Capital Outlay	389,841,300	412,567,183	411,367,207	298,188,015	344,979,545
Government Aid	5,242,290	5,203,318	26,588,188	48,875,191	55,074,402
	<u>595,602,829</u>	<u>617,528,066</u>	<u>643,812,397</u>	<u>558,418,758</u>	<u>633,520,869</u>
Rural Development Commission					
Personal Services	22	3,810	590		
Operating Expenses	7,950	25,738	11,496	7,360	
Travel	9,176	16,690	7,840		
Capital Outlay		2,387			
	<u>17,148</u>	<u>48,625</u>	<u>19,926</u>	<u>7,360</u>	<u>-</u>
Secretary of State					
Personal Services	1,936,936	1,918,331	1,939,904	2,071,196	2,102,451
Operating Expenses	2,626,920	3,770,963	4,512,168	3,803,667	4,549,582
Travel	63,690	46,745	46,809	41,489	39,392
Capital Outlay	145,387	480,987	3,920,662	24,682	23,036
Government Aid		6,361	82,185	16,954	135,589
	<u>4,772,933</u>	<u>6,223,387</u>	<u>10,501,728</u>	<u>5,957,988</u>	<u>6,850,050</u>
State Colleges					
Personal Services	43,397,836	45,080,031	48,446,188	51,789,369	54,868,190
Operating Expenses	18,032,012	19,697,207	20,077,795	24,009,466	37,253,351
Travel	635,384	912,441	981,297	948,467	1,102,450
Capital Outlay	2,715,051	2,434,480	2,611,074	3,005,990	2,833,843
Government Aid	20,763,070	25,673,171	21,888,514	23,025,858	25,202,780
	<u>85,543,353</u>	<u>93,797,330</u>	<u>94,004,868</u>	<u>102,779,150</u>	<u>121,260,614</u>
State Patrol, Nebraska					
Personal Services	40,005,708	41,695,346	44,384,438	47,615,543	50,115,447
Operating Expenses	8,745,621	11,205,622	10,447,103	11,367,765	12,288,602
Travel	318,871	366,102	269,114	327,779	311,642
Capital Outlay	4,483,139	3,737,545	6,146,455	5,216,061	4,513,656
Government Aid	583,546	1,310,407	1,021,283	900,735	886,000
	<u>54,136,885</u>	<u>58,315,022</u>	<u>62,268,393</u>	<u>65,427,883</u>	<u>68,115,347</u>
State Treasurer					
Personal Services	1,787,777	2,301,566	2,622,065	2,879,735	2,946,524
Operating Expenses (4)	8,200,147	9,243,024	158,715,824	11,773,861	16,307,452
Travel	15,426	43,649	53,534	53,766	69,477
Capital Outlay	82,716	83,522	182,803	243,645	52,892
Government Aid	30,021,350	30,704,632	29,829,666	31,902,195	33,858,648
	<u>40,107,416</u>	<u>42,376,393</u>	<u>191,403,892</u>	<u>46,853,202</u>	<u>53,234,993</u>

State of Nebraska
**SCHEDULE OF EXPENDITURES BY
MAJOR ACCOUNT CATEGORY - ALL FUNDS (Continued)**
For the years ended June 30, 2004 through June 30, 2008

AGENCY	2004	2005	2006	2007	2008
Status of Women, Nebraska Commission on the					
Personal Services	70,170	53,508	65,313	50,263	
Operating Expenses	21,777	19,075	45,510	89,815	3,822
Travel	366	225	9,054	7,721	3,396
Capital Outlay					5,258
Government Aid			800		
	<u>92,313</u>	<u>72,808</u>	<u>120,677</u>	<u>147,799</u>	<u>12,476</u>
Supreme Court					
Personal Services	53,491,236	54,441,653	57,220,589	61,061,996	65,229,476
Operating Expenses	5,149,194	5,003,914	5,297,639	7,979,513	10,584,343
Travel	902,085	932,629	1,190,337	1,497,465	1,632,526
Capital Outlay	126,801	63,977	158,050	289,774	288,489
Government Aid	254,741	270,467	270,000	345,000	532,500
	<u>59,924,057</u>	<u>60,712,640</u>	<u>64,136,615</u>	<u>71,173,748</u>	<u>78,267,334</u>
Tax Equalization and Review Commission					
Personal Services	575,788	599,641	613,401	668,327	659,010
Operating Expenses	93,248	67,181	65,941	91,565	84,401
Travel	7,067	16,940	15,072	20,323	12,123
Capital Outlay	3,025	2,334	539	3,831	1,996
	<u>679,128</u>	<u>686,096</u>	<u>694,953</u>	<u>784,046</u>	<u>757,530</u>
Technical Community Colleges, Nebraska Coordinating Commission for					
Operating Expenses					
Government Aid	62,376,556	62,887,646	65,312,215	68,566,476	84,066,476
	<u>62,376,556</u>	<u>62,887,646</u>	<u>65,312,215</u>	<u>68,566,476</u>	<u>84,066,476</u>
University of Nebraska					
Personal Services	726,861,174	761,620,624	808,969,538	847,588,333	899,997,633
Operating Expenses	387,332,329	437,609,942	448,741,344	475,296,521	497,640,380
Travel	21,770,789	24,133,013	26,805,552	27,557,054	28,948,485
Capital Outlay	144,483,993	149,190,485	128,331,183	107,856,768	164,087,598
Government Aid	194,646,748	205,583,697	217,237,377	229,329,590	243,776,352
	<u>1,475,095,033</u>	<u>1,578,137,761</u>	<u>1,630,084,994</u>	<u>1,687,628,266</u>	<u>1,834,450,448</u>
Veterans' Affairs, Department of					
Personal Services	553,992	595,142	611,009	624,806	604,963
Operating Expenses	88,681	87,147	86,637	189,527	144,098
Travel	18,156	17,933	23,449	27,631	21,450
Capital Outlay	2,122	3,549			
Government Aid	956,756	835,804	881,758	833,740	764,160
	<u>1,619,707</u>	<u>1,539,575</u>	<u>1,602,853</u>	<u>1,675,704</u>	<u>1,534,671</u>
Wheat Development, Utilization and Marketing Board, Nebraska					
Personal Services	170,760	114,716	119,252	130,617	146,326
Operating Expenses	533,115	699,836	771,925	796,877	753,030
Travel	43,660	41,154	72,538	59,298	53,733
Capital Outlay	893	3,414		8,823	
	<u>748,428</u>	<u>859,120</u>	<u>963,715</u>	<u>995,615</u>	<u>953,089</u>

State of Nebraska

**SCHEDULE OF EXPENDITURES BY
MAJOR ACCOUNT CATEGORY - ALL FUNDS (Continued)**

For the years ended June 30, 2004 through June 30, 2008

AGENCY	2004	2005	2006	2007	2008
Workers' Compensation Court, Nebraska					
Personal Services	2,833,540	2,912,180	3,084,730	3,236,421	3,458,918
Operating Expenses	692,934	818,253	707,905	643,511	717,685
Travel	64,826	69,736	58,524	44,041	60,233
Capital Outlay	54,229	19,987		67,800	38,786
Government Aid	1,622,044	1,432,301	1,403,942	1,357,057	1,270,756
	<u>5,267,573</u>	<u>5,252,457</u>	<u>5,255,101</u>	<u>5,348,830</u>	<u>5,546,378</u>
STATE TOTALS					
Personal Services	1,576,357,092	1,636,042,017	1,723,734,775	1,809,418,437	1,885,546,731
Operating Expenses (4)	1,400,733,886	1,563,154,714	1,785,236,568	1,760,982,293	1,894,966,245
Travel	38,111,067	42,434,743	46,649,897	47,378,608	49,739,192
Capital Outlay	590,828,971	616,247,119	589,887,449	454,421,306	567,249,797
Government Aid	3,498,130,468	3,637,835,519	3,830,017,561	4,091,815,585	4,314,492,703
	<u>\$ 7,104,161,484</u>	<u>\$ 7,495,714,112</u>	<u>\$ 7,975,526,250</u>	<u>\$ 8,164,016,229</u>	<u>\$ 8,711,994,668</u>

- (1) Health and Human Service Agencies of Finance and Support, Health and Human Services, and Regulation and Licensure were combined to form the Department of Health and Human Services on July 1, 2007.
- (2) Operating Expenses shown for Retirement Systems consist chiefly of payments to retirees.
- (3) Department of Property Tax Assessment was merged into Department of Revenue on July 1, 2007.
- (4) In fiscal year 2006 the State paid \$145,811,368 to settle the low level radioactive waste lawsuit. This amount is included as an Operating Expense for the State Treasurer.

State of Nebraska
SCHEDULE OF EXPENDITURES
BY FUND TYPE - ALL FUNDS
For the years ended June 30, 2004 through 2008

AGENCY	2004	2005	2006	2007	2008
Abstracters, Board of Examiners					
Cash	\$ 32,077	\$ 33,786	\$ 31,544	\$ 40,165	\$ 39,001
Accountability and Disclosure Commission, Nebraska					
General	409,463	388,087	373,029	377,326	320,760
Cash	70,718	55,124	191,958	237,447	192,640
	<u>480,181</u>	<u>443,211</u>	<u>564,987</u>	<u>614,773</u>	<u>513,400</u>
Administrative Services					
General	7,953,115	8,416,567	7,682,986	9,651,607	9,043,723
Cash	22,798,526	24,720,285	17,965,068	22,843,062	36,231,413
Construction	3,568,273	5,050,242	3,373,666	3,664,682	7,384,121
Federal	354,611	557,412	141,703	198,067	590,271
Revolving	139,028,231	141,897,615	142,215,700	154,505,105	147,889,197
Trust	123,459,583	144,327,039	155,235,774	163,020,627	161,120,637
	<u>297,162,339</u>	<u>324,969,160</u>	<u>326,614,897</u>	<u>353,883,150</u>	<u>362,259,362</u>
Aeronautics, Department of					
Cash	18,306,272	19,005,898	20,659,479	21,975,950	19,586,648
Trust	773	957	775	745	664
	<u>18,307,045</u>	<u>19,006,855</u>	<u>20,660,254</u>	<u>21,976,695</u>	<u>19,587,312</u>
Agriculture, Department of					
General	5,482,025	5,593,841	5,532,984	5,876,455	7,833,688
Cash	5,498,955	5,633,258	5,693,622	5,844,014	5,899,321
Federal	2,038,894	2,356,232	2,715,233	7,084,851	2,895,297
Revolving	366,498	370,015	404,279	451,075	449,278
	<u>13,386,372</u>	<u>13,953,346</u>	<u>14,346,118</u>	<u>19,256,395</u>	<u>17,077,584</u>
Agriculture, State Board of					
General		153,000			
Cash			2,012,201	2,886,515	2,884,067
Construction		2,601			
	<u>-</u>	<u>155,601</u>	<u>2,012,201</u>	<u>2,886,515</u>	<u>2,884,067</u>
Arts Council, Nebraska					
General	1,062,094	1,147,504	1,347,535	1,367,821	1,411,703
Cash	735,839	372,102	494,316	729,776	311,907
Federal	882,288	594,063	641,409	651,572	700,217
Trust	2,778	726	5,149	25,356	
	<u>2,682,999</u>	<u>2,114,395</u>	<u>2,488,409</u>	<u>2,774,525</u>	<u>2,423,827</u>
Attorney General					
General	5,160,845	5,790,528	6,367,030	7,855,934	8,217,335
Cash	471,826	498,486	507,837	631,829	1,179,813
Federal	114,528	779,975	726,551	855,201	996,617
Revolving	340,644	606,041	657,650	718,389	934,245
Trust	163,844	872,907	1,213,313	1,253,655	50,977
	<u>6,251,687</u>	<u>8,547,937</u>	<u>9,472,381</u>	<u>11,315,008</u>	<u>11,378,987</u>

State of Nebraska
SCHEDULE OF EXPENDITURES
BY FUND TYPE - ALL FUNDS (Continued)
For the years ended June 30, 2004 through 2008

AGENCY	2004	2005	2006	2007	2008
Auditor of Public Accounts					
General	1,839,969	1,950,374	2,298,489	2,399,403	2,433,677
Cash	595,257	626,933	681,562	791,328	890,721
	<u>2,435,226</u>	<u>2,577,307</u>	<u>2,980,051</u>	<u>3,190,731</u>	<u>3,324,398</u>
Banking and Finance, Department of					
Cash	4,271,124	4,680,244	4,841,624	5,279,549	5,407,665
Trust					500,000
	<u>4,271,124</u>	<u>4,680,244</u>	<u>4,841,624</u>	<u>5,279,549</u>	<u>5,907,665</u>
Barber Examiners, Board of					
Cash	106,027	108,738	112,187	114,816	113,547
Blind and Visually Impaired, Commission for					
General	531,539	531,068	673,489	753,149	925,981
Cash	67,199	82,298	58,450	104,958	92,367
Federal	3,186,917	3,474,318	2,900,430	3,032,882	3,246,133
Trust	44,501	31,577	55,629	63,524	45,867
	<u>3,830,156</u>	<u>4,119,261</u>	<u>3,687,998</u>	<u>3,954,513</u>	<u>4,310,348</u>
Brand Committee, Nebraska					
Cash	3,423,748	3,392,893	3,551,943	3,889,856	3,851,158
Corn Development, Utilization and Marketing Board, Nebraska					
Cash	2,574,534	2,795,857	2,855,053	2,704,075	2,789,737
Federal			82,092	157,476	256,758
	<u>2,574,534</u>	<u>2,795,857</u>	<u>2,937,145</u>	<u>2,861,551</u>	<u>3,046,495</u>
Correctional Services, Department of					
General	120,476,214	127,249,109	133,106,077	142,740,686	148,003,020
Cash	1,762,605	87,122	4,565,882	2,350,926	1,784,881
Construction	2,295,012	884,234	852,097	2,090,168	350,751
Federal	8,197,129	7,230,126	1,808,275	1,638,230	1,079,061
Revolving	10,842,486	13,569,924	13,234,238	14,367,445	14,176,668
Trust	10,690,519	11,192,221	11,884,916	12,611,684	13,669,266
	<u>154,263,965</u>	<u>160,212,736</u>	<u>165,451,485</u>	<u>175,799,139</u>	<u>179,063,647</u>
Criminal Justice, Commission on					
Law Enforcement and					
General	2,712,569	2,633,231	3,905,451	6,805,927	8,726,622
Cash	727,066	841,633	1,458,048	945,579	672,541
Construction	90,719	25,414			
Federal	11,142,100	11,388,199	9,925,970	7,771,930	7,589,912
	<u>14,672,454</u>	<u>14,888,477</u>	<u>15,289,469</u>	<u>15,523,436</u>	<u>16,989,075</u>
Dairy Industry Development Board, Nebraska					
Cash	1,075,540	1,040,061	1,076,039	1,105,600	1,036,396
Deaf/Hard of Hearing, Commission for the					
General	604,177	669,978	721,052	736,879	814,757
Cash	12,137	29,011	33,035	48,903	86,390
	<u>616,314</u>	<u>698,989</u>	<u>754,087</u>	<u>785,782</u>	<u>901,147</u>

State of Nebraska
SCHEDULE OF EXPENDITURES
BY FUND TYPE - ALL FUNDS (Continued)
For the years ended June 30, 2004 through 2008

AGENCY	2004	2005	2006	2007	2008
Dry Bean Commission					
Cash	280,456	265,529	256,976	233,193	300,786
Economic Development, Department of					
General	4,856,526	4,310,869	4,485,620	5,653,986	6,355,027
Cash	7,952,954	7,116,089	10,690,823	13,675,885	15,699,372
Federal	24,338,653	22,619,436	21,097,136	16,160,091	16,823,255
	37,148,133	34,046,394	36,273,579	35,489,962	38,877,654
Education, State Department of					
General	808,395,005	810,669,538	879,962,768	912,152,415	966,341,944
Cash	3,453,945	2,564,793	1,615,617	1,199,596	2,532,431
Federal	246,420,480	265,929,355	275,201,107	289,748,919	300,647,358
Revolving	382,992	395,554	391,160	119,029	41,694
Trust	23,727,946	24,614,912	23,531,608	38,187,793	32,231,976
	1,082,380,368	1,104,174,152	1,180,702,260	1,241,407,752	1,301,795,403
Educational Lands and Funds, Board of					
General	368,864	365,302	278,844	296,833	302,017
Cash	7,909,596	8,004,602	8,246,688	8,575,907	8,972,245
Trust	545,854	646,872	565,604	670,300	597,235
	8,824,314	9,016,776	9,091,136	9,543,040	9,871,497
Educational Telecommunications Commission, Nebraska					
General	8,423,735	8,508,406	9,313,758	9,661,809	9,712,761
Cash	823,464	236,735	201,747	204,881	269,216
Construction	8,075,536	7,903,329	7,628,711	7,572,628	7,441,856
Federal	460,252	229,437	46,807	38,046	294,621
Trust	9,456,888	5,979,703	3,072,998	1,381,494	783,552
	27,239,875	22,857,610	20,264,021	18,858,858	18,502,006
Electrical Board, Nebraska					
Cash	1,200,024	1,229,525	1,213,637	1,290,672	1,426,368
Engineers and Architects, Board of Examiners for Professional					
Cash	454,866	566,092	653,637	608,407	680,985
Environmental Quality, Department of					
General	3,767,354	3,848,101	3,193,204	6,343,743	7,285,508
Cash	23,792,395	26,312,555	27,880,806	29,292,211	24,219,536
Federal	31,319,461	34,335,409	28,438,431	21,804,678	25,097,259
Trust	9,697,834	14,007,775	33,515,717	28,324,116	11,135,622
	68,577,044	78,503,840	93,028,158	85,764,748	67,737,925
Equal Opportunity Commission					
General	1,042,854	1,109,635	1,261,645	1,245,021	1,278,422
Federal	1,096,946	843,788	710,724	837,025	677,937
	2,139,800	1,953,423	1,972,369	2,082,046	1,956,359
Ethanol Board, Nebraska					
Cash	439,981	426,959	431,050	574,818	482,860
Federal	131,586	150,000	34,000	6,000	
	571,567	576,959	465,050	580,818	482,860

State of Nebraska
SCHEDULE OF EXPENDITURES
BY FUND TYPE - ALL FUNDS (Continued)
For the years ended June 30, 2004 through 2008

AGENCY	2004	2005	2006	2007	2008
Fire Marshal, State					
General	1,418,227	3,118,248	3,395,502	3,699,736	3,482,527
Cash	2,078,773	654,798	765,907	785,317	898,781
Federal	735,827	1,065,919	421,215	327,176	493,965
	<u>4,232,827</u>	<u>4,838,965</u>	<u>4,582,624</u>	<u>4,812,229</u>	<u>4,875,273</u>
Foster Care Review Board, State					
General	1,051,303	1,083,787	1,169,742	1,226,214	1,279,775
Cash	2,487	1,142	3,060	2,642	274
Federal	721,510	397,976	385,506	417,799	369,050
Trust		1,087	7,311	1,872	2,772
	<u>1,775,300</u>	<u>1,483,992</u>	<u>1,565,619</u>	<u>1,648,527</u>	<u>1,651,871</u>
Game and Parks Commission					
General	8,822,742	9,072,048	9,433,628	9,546,506	10,173,421
Cash	48,899,192	47,035,121	50,392,113	51,996,890	54,368,903
Construction	29,528	5,151	12,923		
Federal	3,777,130	7,281,935	7,720,370	8,249,094	6,297,558
	<u>61,528,592</u>	<u>63,394,255</u>	<u>67,559,034</u>	<u>69,792,490</u>	<u>70,839,882</u>
Geologists, Board of					
Cash	<u>15,786</u>	<u>17,005</u>	<u>22,763</u>	<u>28,148</u>	<u>32,045</u>
Governor					
General	1,308,408	1,301,000	1,448,419	1,532,135	1,611,003
Cash	332,323	399,930	412,662	402,633	347,599
Federal	6,126,798	5,984,375	5,920,632	6,971,815	5,598,420
Trust	2,597,431	2,912,496	3,726,050	4,267,996	3,985,822
	<u>10,364,960</u>	<u>10,597,801</u>	<u>11,507,763</u>	<u>13,174,579</u>	<u>11,542,844</u>
Grain Sorghum Development, Utilization and Marketing Board					
Cash	<u>182,737</u>	<u>149,102</u>	<u>133,764</u>	<u>137,043</u>	<u>128,215</u>
Health and Human Services, Department of (1)					
General	828,345,982	938,868,596	1,012,002,716	1,081,498,723	1,131,765,116
Cash	126,694,846	131,798,974	130,617,101	127,201,967	145,098,067
Construction	1,021,817	1,200,651	3,210,030	2,987,977	2,703,090
Federal	1,320,987,006	1,329,089,748	1,317,319,060	1,334,380,219	1,338,459,666
Trust	1,449,868	1,292,546	1,378,874	1,344,078	1,206,511
	<u>2,278,499,519</u>	<u>2,402,250,515</u>	<u>2,464,527,781</u>	<u>2,547,412,964</u>	<u>2,619,232,450</u>
Historical Society, Nebraska State					
General	3,777,293	3,858,399	3,980,158	4,328,157	4,036,230
Cash	769,321	727,459	795,234	744,513	782,996
Construction					114,838
Federal	561,459	791,727	810,759	856,200	1,233,856
Trust		483	1,634	3,807	20,965
	<u>5,108,073</u>	<u>5,378,068</u>	<u>5,587,785</u>	<u>5,932,677</u>	<u>6,188,885</u>

State of Nebraska
SCHEDULE OF EXPENDITURES
BY FUND TYPE - ALL FUNDS (Continued)
For the years ended June 30, 2004 through 2008

AGENCY	2004	2005	2006	2007	2008
Indian Affairs, Commission on					
General	163,716	174,172	178,971	186,166	190,304
Cash		1,322	4,496	5,254	
	<u>163,716</u>	<u>175,494</u>	<u>183,467</u>	<u>191,420</u>	<u>190,304</u>
Industrial Relations, Commission of					
General	<u>209,941</u>	<u>212,363</u>	<u>238,759</u>	<u>242,901</u>	<u>241,511</u>
Insurance, Department of					
Cash	6,936,925	7,657,710	8,579,069	8,837,088	7,886,201
Federal	923,241	1,163,829	372,002	1,786,329	1,174,823
Trust	<u>12,364,500</u>	<u>13,842,600</u>	<u>11,612,784</u>	<u>12,042,358</u>	<u>7,457,013</u>
	<u>20,224,666</u>	<u>22,664,139</u>	<u>20,563,855</u>	<u>22,665,775</u>	<u>16,518,037</u>
Investment Council, Nebraska					
Cash	<u>1,098,441</u>	<u>1,092,696</u>	<u>1,133,700</u>	<u>1,187,080</u>	<u>1,586,084</u>
Labor, Department of					
General	566,841	595,042	400,803	669,104	535,456
Cash	1,295,618	1,232,015	1,511,387	1,397,506	1,311,361
Federal	<u>36,752,666</u>	<u>40,659,847</u>	<u>41,261,153</u>	<u>41,766,724</u>	<u>39,157,291</u>
Trust	<u>15,512,944</u>	<u>972,662</u>	<u>997,391</u>	<u>1,170,691</u>	<u>1,523,512</u>
	<u>54,128,069</u>	<u>43,459,566</u>	<u>44,170,734</u>	<u>45,004,025</u>	<u>42,527,620</u>
Land Surveyors, State Board of Examiners for					
Cash	<u>21,019</u>	<u>24,758</u>	<u>20,598</u>	<u>24,417</u>	<u>23,037</u>
Landscape Architects, State Board of					
Cash	<u>8,152</u>	<u>8,933</u>	<u>10,482</u>	<u>12,435</u>	<u>18,555</u>
Legislative Council					
General	13,687,623	14,401,672	15,032,803	16,506,851	16,542,219
Cash	123,455	65,756	125,377	137,697	62,550
Federal				<u>23,770</u>	
	<u>13,811,078</u>	<u>14,467,428</u>	<u>15,158,180</u>	<u>16,668,318</u>	<u>16,604,769</u>
Library Commission, Nebraska					
General	3,345,440	3,475,987	3,553,085	3,672,148	3,740,965
Cash	70,272	133,079	104,048	112,540	163,080
Federal	<u>907,218</u>	<u>1,177,306</u>	<u>1,387,438</u>	<u>1,501,688</u>	<u>1,818,095</u>
Trust	<u>6,714</u>	<u>4,819</u>	<u>8,152</u>	<u>978</u>	<u>329</u>
	<u>4,329,644</u>	<u>4,791,191</u>	<u>5,052,723</u>	<u>5,287,354</u>	<u>5,722,469</u>
Lieutenant Governor					
General	<u>105,725</u>	<u>113,252</u>	<u>120,141</u>	<u>134,629</u>	<u>145,154</u>
Liquor Control Commission, Nebraska					
General	733,229	841,308	772,516	908,119	837,103
Cash	<u>43,543</u>	<u>32,367</u>	<u>31,733</u>	<u>36,213</u>	<u>26,490</u>
	<u>776,772</u>	<u>873,675</u>	<u>804,249</u>	<u>944,332</u>	<u>863,593</u>
Mexican-Americans, Commission on					
General	190,203	204,476	173,017	190,535	212,991
Cash	<u>1,495</u>				
	<u>191,698</u>	<u>204,476</u>	<u>173,017</u>	<u>190,535</u>	<u>212,991</u>

State of Nebraska
SCHEDULE OF EXPENDITURES
BY FUND TYPE - ALL FUNDS (Continued)
For the years ended June 30, 2004 through 2008

AGENCY	2004	2005	2006	2007	2008
Military, Department of					
General	4,705,085	4,349,155	4,387,489	5,012,888	5,435,329
Cash	751,153	583,624	640,978	592,729	502,933
Construction		28,550	21,883		455,997
Federal	34,774,195	49,935,871	43,044,096	99,016,558	112,662,067
	<u>40,230,433</u>	<u>54,897,200</u>	<u>48,094,446</u>	<u>104,622,175</u>	<u>119,056,326</u>
Motor Vehicle Industry Licensing Board, Nebraska					
Cash	548,633	570,474	590,521	608,561	621,698
Motor Vehicles, Department of					
Cash	17,350,267	21,398,828	17,729,273	16,336,185	17,622,544
Federal	3,744,323	4,053,991	4,438,687	4,899,853	4,862,943
	<u>21,094,590</u>	<u>25,452,819</u>	<u>22,167,960</u>	<u>21,236,038</u>	<u>22,485,487</u>
Natural Resources, Department of					
General	13,125,503	15,715,307	13,820,136	23,927,370	14,722,582
Cash	1,438,123	2,751,894	2,527,218	2,200,177	3,838,038
Federal	595,341	823,347	1,453,814	709,647	400,198
	<u>15,158,967</u>	<u>19,290,548</u>	<u>17,801,168</u>	<u>26,837,194</u>	<u>18,960,818</u>
Oil and Gas Conservation Commission, Nebraska					
Cash	415,734	473,604	512,320	505,520	509,837
Federal	93,855	88,598	84,130	97,306	92,657
Trust	433				
	<u>510,022</u>	<u>562,202</u>	<u>596,450</u>	<u>602,826</u>	<u>602,494</u>
Pardons, Board of					
General	651,125	619,860	677,840	690,852	695,453
Postsecondary Education, Coordinating Commission for					
General	6,821,076	6,932,451	8,133,123	6,983,936	8,102,358
Cash	1,994,114	2,066,441	2,539,016	4,133,180	5,240,623
Federal	1,352,624	978,208	1,072,310	1,200,171	1,102,616
Trust	22,157	30,849	2,504	12,500	
	<u>10,189,971</u>	<u>10,007,949</u>	<u>11,746,953</u>	<u>12,329,787</u>	<u>14,445,597</u>
Power Review Board , Nebraska					
Cash	234,158	251,892	233,499	264,796	291,002
Public Accountancy, Nebraska State Board of					
Cash	332,925	319,695	346,830	390,671	380,849
Public Advocacy, Commission on					
Cash	2,532,093	2,565,565	2,788,795	3,067,688	3,337,213
Federal	115,014				
	<u>2,647,107</u>	<u>2,565,565</u>	<u>2,788,795</u>	<u>3,067,688</u>	<u>3,337,213</u>
Public Service Commission					
General	2,065,709	1,996,221	2,196,558	2,325,520	2,490,217
Cash	71,007,438	74,330,381	85,564,645	87,235,575	69,099,603
Trust		1,178,922	1,751,598		37,982
	<u>73,073,147</u>	<u>77,505,524</u>	<u>89,512,801</u>	<u>89,561,095</u>	<u>71,627,802</u>

State of Nebraska
SCHEDULE OF EXPENDITURES
BY FUND TYPE - ALL FUNDS (Continued)
For the years ended June 30, 2004 through 2008

AGENCY	2004	2005	2006	2007	2008
Racing Commission, State Cash	814,012	806,521	801,336	842,536	906,223
Railway Council, Nebraska General	2,145	410	-	-	-
Real Property Appraiser Board Cash	166,249	198,480	212,327	249,452	294,521
Real Estate Commission, State Cash	864,361	909,755	930,654	999,385	993,217
Retirement Systems, Public Employees'					
General	15,926,774	17,048,011	17,796,465	32,202,873	19,134,882
Cash	6,231,167	6,647,430	6,527,104	6,633,927	8,278,710
Trust	198,723,011	233,466,144	289,261,082	353,961,834	409,543,755
	220,880,952	257,161,585	313,584,651	392,798,634	436,957,347
Revenue, Department of (2)					
General	70,655,547	75,484,771	79,421,322	84,031,454	92,379,507
Cash	19,307,864	16,673,997	17,530,685	17,904,832	124,875,690
Federal	20		40		
Revolving	3,225	1,060			
Trust	29,647,722	30,870,051	34,394,965	34,609,855	39,028,301
	119,614,378	123,029,879	131,347,012	136,546,141	256,283,498
Roads, Department of					
General	942,696	92,868	16,907	17,635	15,963
Cash	594,660,133	617,435,198	643,795,490	558,401,123	632,909,324
Revolving					595,582
	595,602,829	617,528,066	643,812,397	558,418,758	633,520,869
Rural Development Commission					
Federal	17,148	48,625	19,926	7,360	-
Secretary of State					
General	650,502	718,243	672,047	723,727	692,010
Cash	3,262,435	4,689,428	8,945,966	4,336,139	5,042,745
Federal		34,786	103,843	85,744	167,468
Revolving	859,996	780,930	779,872	812,378	947,827
	4,772,933	6,223,387	10,501,728	5,957,988	6,850,050
State Colleges					
General	34,107,523	36,332,076	38,527,178	40,409,865	43,207,195
Cash	16,008,164	18,630,089	20,663,662	22,234,127	22,463,325
Construction	2,497,197	2,475,365	2,653,069	5,108,615	4,359,188
Federal	15,164,611	19,238,918	14,336,131	15,083,202	16,985,164
Revolving	6,617,994	6,826,612	6,886,843	7,516,425	7,977,712
Trust	11,147,864	10,294,270	10,937,985	12,426,916	26,268,030
	85,543,353	93,797,330	94,004,868	102,779,150	121,260,614

State of Nebraska
SCHEDULE OF EXPENDITURES
BY FUND TYPE - ALL FUNDS (Continued)
For the years ended June 30, 2004 through 2008

AGENCY	2004	2005	2006	2007	2008
State Patrol, Nebraska					
General	40,502,298	40,688,281	44,270,909	47,919,804	49,339,578
Cash	8,042,485	9,942,150	10,428,353	8,822,417	10,619,149
Federal	5,592,102	7,684,591	7,569,131	8,685,662	7,402,207
Revolving					754,413
	<u>54,136,885</u>	<u>58,315,022</u>	<u>62,268,393</u>	<u>65,427,883</u>	<u>68,115,347</u>
State Treasurer					
General	18,942,517	19,596,524	19,262,422	19,455,528	19,321,153
Cash (3)	5,079,162	6,379,988	151,886,020	6,643,826	8,469,094
Federal	1,802,575	1,870,525	2,138,616	2,226,325	2,028,627
Trust	14,283,162	14,529,356	18,116,834	18,527,523	23,416,119
	<u>40,107,416</u>	<u>42,376,393</u>	<u>191,403,892</u>	<u>46,853,202</u>	<u>53,234,993</u>
Status of Women, Nebraska Commission on the					
General	32,475	4,149	120,677	146,524	12,111
Cash	59,838	68,659		1,275	365
	<u>92,313</u>	<u>72,808</u>	<u>120,677</u>	<u>147,799</u>	<u>12,476</u>
Supreme Court					
General	54,559,574	55,327,962	58,629,143	62,187,011	65,496,496
Cash	4,645,058	4,997,173	5,036,305	8,479,669	11,852,954
Federal	719,425	387,505	471,167	507,068	917,884
	<u>59,924,057</u>	<u>60,712,640</u>	<u>64,136,615</u>	<u>71,173,748</u>	<u>78,267,334</u>
Tax Equalization and Review Commission					
General	658,787	681,891	693,622	768,429	753,949
Cash	20,341	4,205	1,331	15,617	3,581
	<u>679,128</u>	<u>686,096</u>	<u>694,953</u>	<u>784,046</u>	<u>757,530</u>
Technical Community Colleges, Nebraska Coordinating Commission for					
General	<u>62,376,556</u>	<u>62,887,646</u>	<u>65,312,215</u>	<u>68,566,476</u>	<u>84,066,476</u>
University of Nebraska					
General	389,919,542	398,774,248	428,917,701	460,366,616	475,411,219
Cash	197,075,356	233,122,104	239,707,293	247,264,728	279,354,758
Construction	5,622,785	5,549,139	5,696,734	13,882,391	20,068,362
Federal	240,720,980	255,847,146	242,606,136	248,056,679	250,182,973
Revolving	323,676,727	353,512,543	367,517,022	389,000,960	395,692,442
Trust	318,079,643	331,332,581	345,640,108	329,056,892	413,740,694
	<u>1,475,095,033</u>	<u>1,578,137,761</u>	<u>1,630,084,994</u>	<u>1,687,628,266</u>	<u>1,834,450,448</u>
Veterans' Affairs, Department of					
General	662,951	703,771	721,095	754,716	715,288
Construction				87,248	55,224
Trust	956,756	835,804	881,758	833,740	764,159
	<u>1,619,707</u>	<u>1,539,575</u>	<u>1,602,853</u>	<u>1,675,704</u>	<u>1,534,671</u>
Wheat Development, Utilization and Marketing Board, Nebraska					
Cash	<u>748,428</u>	<u>859,120</u>	<u>963,715</u>	<u>995,615</u>	<u>953,089</u>

State of Nebraska

**SCHEDULE OF EXPENDITURES
BY FUND TYPE - ALL FUNDS (Continued)**

For the years ended June 30, 2004 through 2008

AGENCY	2004	2005	2006	2007	2008
Workers' Compensation Court, Nebraska					
Cash	3,610,431	3,788,349	3,819,061	3,956,230	4,241,887
Federal	31,852	31,807	31,242	35,520	33,590
Trust	1,625,290	1,432,301	1,404,798	1,357,080	1,270,901
	<u>5,267,573</u>	<u>5,252,457</u>	<u>5,255,101</u>	<u>5,348,830</u>	<u>5,546,378</u>
STATE TOTALS					
GENERAL	2,554,121,406	2,698,609,333	2,895,981,070	3,094,752,142	3,235,792,486
CASH (3)	1,254,611,638	1,332,223,819	1,537,366,720	1,324,345,281	1,563,071,222
CONSTRUCTION	23,200,867	23,124,676	23,449,113	35,393,709	42,933,427
FEDERAL	2,005,900,765	2,079,124,330	2,037,437,272	2,126,876,877	2,152,335,814
REVOLVING	482,118,793	517,960,294	532,086,764	567,490,806	569,459,058
TRUST	784,208,015	844,671,660	949,205,311	1,015,157,414	1,148,402,661
	<u>\$ 7,104,161,484</u>	<u>\$ 7,495,714,112</u>	<u>\$ 7,975,526,250</u>	<u>\$ 8,164,016,229</u>	<u>\$ 8,711,994,668</u>

- (1) Health and Human Service Agencies of Finance and Support, Health and Human Services, and Regulation and Licensure were combined to form the Department of Health and Human Services on July 1, 2007.
- (2) Department of Property Tax Assessment was merged into Department of Revenue on July 1, 2007.
- (3) In fiscal year 2006 the State paid \$145,811,368 to settle the low level radioactive waste lawsuit. This amount is included as an expenditure in Cash Funds for the State Treasurer.

State of Nebraska

**SCHEDULE OF PERSONAL SERVICE
EXPENDITURES BY FUND TYPE - ALL FUNDS**

For the years ended June 30, 2004 through June 30, 2008

AGENCY	2004	2005	2006	2007	2008
Abstracters, Board of Examiners					
Cash	\$ 17,664	\$ 17,921	\$ 19,406	\$ 19,687	\$ 20,585
Accountability and Disclosure Commission, Nebraska					
General	322,637	324,577	321,467	323,747	283,716
Cash	31,203	54,696	70,764	89,337	177,261
	<u>353,840</u>	<u>379,273</u>	<u>392,231</u>	<u>413,084</u>	<u>460,977</u>
Administrative Services					
General	3,973,677	4,178,720	4,165,927	4,347,634	4,540,207
Cash	857,795	625,157	758,365	963,550	1,173,075
Federal		5,770	18,381	141,214	31,377
Revolving	29,695,432	30,262,274	31,810,723	32,982,585	30,536,876
	<u>34,526,904</u>	<u>35,071,921</u>	<u>36,753,396</u>	<u>38,434,983</u>	<u>36,281,535</u>
Aeronautics, Department of					
Cash	1,287,348	1,362,646	1,453,508	1,501,004	1,549,731
Agriculture, Department of					
General	3,863,038	3,971,704	4,009,003	4,168,930	4,323,889
Cash	2,953,452	2,930,045	3,064,544	3,096,346	3,003,535
Federal	736,129	817,444	1,028,461	1,181,421	1,304,900
Revolving	320,831	317,274	343,927	380,169	383,342
	<u>7,873,450</u>	<u>8,036,467</u>	<u>8,445,935</u>	<u>8,826,866</u>	<u>9,015,666</u>
Arts Council, Nebraska					
General	312,829	308,304	380,404	436,495	423,004
Federal	138,852	123,840	112,013	89,847	100,928
	<u>451,681</u>	<u>432,144</u>	<u>492,417</u>	<u>526,342</u>	<u>523,932</u>
Attorney General					
General	3,727,748	3,915,441	4,037,318	4,442,550	4,497,170
Cash	403,324	409,954	423,724	481,484	351,669
Federal	109,063	613,666	570,780	618,252	683,485
Revolving	339,693	606,041	657,611	717,784	904,058
Trust		83,027	145,727		
	<u>4,579,828</u>	<u>5,628,129</u>	<u>5,835,160</u>	<u>6,260,070</u>	<u>6,436,382</u>
Auditor of Public Accounts					
General	1,386,149	1,533,445	1,906,997	1,920,636	1,994,342
Cash	231,645	244,892	543,431	566,418	879,213
	<u>1,617,794</u>	<u>1,778,337</u>	<u>2,450,428</u>	<u>2,487,054</u>	<u>2,873,555</u>
Banking and Finance, Department of					
Cash	3,505,629	3,695,062	3,906,530	4,095,616	4,276,805
Barber Examiners, Board of					
Cash	89,236	93,792	98,370	96,831	96,988

State of Nebraska

SCHEDULE OF PERSONAL SERVICE

EXPENDITURES BY FUND TYPE - ALL FUNDS (Continued)

For the years ended June 30, 2004 through June 30, 2008

AGENCY	2004	2005	2006	2007	2008
Blind and Visually Impaired, Commission for					
General	191,663	342,716	443,142	386,821	553,850
Cash	44,825	43,751	28,941	30,125	48,419
Federal	2,085,945	2,052,624	1,843,451	2,015,016	1,883,465
Trust	23,523	11,201	30,296	8,549	10,962
	<u>2,345,956</u>	<u>2,450,292</u>	<u>2,345,830</u>	<u>2,440,511</u>	<u>2,496,696</u>
Brand Committee, Nebraska					
Cash	<u>2,893,667</u>	<u>2,838,050</u>	<u>2,974,805</u>	<u>3,219,751</u>	<u>3,186,498</u>
Corn Development, Utilization and Marketing Board, Nebraska					
Cash	<u>310,349</u>	<u>339,597</u>	<u>363,467</u>	<u>375,083</u>	<u>386,990</u>
Correctional Services, Department of					
General	85,655,815	88,596,666	94,795,785	100,444,908	105,140,745
Cash	32,815	30,064	30,147		
Federal	3,946,324	3,844,816	540,968	247,387	398,251
Revolving	2,782,625	3,131,612	3,695,035	4,176,917	4,465,743
Trust	487,447	541,356	544,488	649,501	753,801
	<u>92,905,026</u>	<u>96,144,514</u>	<u>99,606,423</u>	<u>105,518,713</u>	<u>110,758,540</u>
Criminal Justice, Commission on					
Law Enforcement and					
General	1,102,389	983,030	999,080	1,472,937	1,766,804
Cash	421,057	627,769	746,062	450,668	196,846
Federal	452,915	441,732	441,424	423,030	398,205
	<u>1,976,361</u>	<u>2,052,531</u>	<u>2,186,566</u>	<u>2,346,635</u>	<u>2,361,855</u>
Deaf/Hard of Hearing, Commission for the					
General	482,080	506,483	539,841	570,903	634,902
Cash				23,338	20,054
	<u>482,080</u>	<u>506,483</u>	<u>539,841</u>	<u>594,241</u>	<u>654,956</u>
Dry Bean Commission					
Cash	-	28,499	31,552	33,027	34,460
Economic Development, Department of					
General	2,369,471	2,522,623	2,628,055	2,797,505	2,842,904
Cash	904,543	878,514	962,757	1,049,194	1,163,654
Federal	768,609	842,752	786,398	744,308	730,211
	<u>4,042,623</u>	<u>4,243,889</u>	<u>4,377,210</u>	<u>4,591,007</u>	<u>4,736,769</u>
Education, State Department of					
General	8,266,646	6,626,948	7,347,001	8,622,865	7,780,201
Cash	687,275	566,150	526,693	476,749	480,855
Federal	16,349,985	19,199,849	20,122,291	20,510,293	22,411,359
Revolving	333,343	308,519	348,841	85,801	
	<u>25,637,249</u>	<u>26,701,466</u>	<u>28,344,826</u>	<u>29,695,708</u>	<u>30,672,415</u>

State of Nebraska

SCHEDULE OF PERSONAL SERVICE

EXPENDITURES BY FUND TYPE - ALL FUNDS (Continued)

For the years ended June 30, 2004 through June 30, 2008

AGENCY	2004	2005	2006	2007	2008
Educational Lands and Funds, Board of					
General	333,409	328,038	240,498	258,194	267,248
Cash	<u>1,471,341</u>	<u>1,513,639</u>	<u>1,541,112</u>	<u>1,633,795</u>	<u>1,732,619</u>
	<u>1,804,750</u>	<u>1,841,677</u>	<u>1,781,610</u>	<u>1,891,989</u>	<u>1,999,867</u>
Educational Telecommunications Commission, Nebraska					
General	3,689,456	3,631,919	3,734,926	3,857,946	3,945,865
Cash	1,410				
Trust	<u>379,875</u>	<u>416,519</u>	<u>389,859</u>	<u>432,528</u>	<u>441,073</u>
	<u>4,070,741</u>	<u>4,048,438</u>	<u>4,124,785</u>	<u>4,290,474</u>	<u>4,386,938</u>
Electrical Board, Nebraska					
Cash	<u>946,331</u>	<u>963,010</u>	<u>929,082</u>	<u>989,221</u>	<u>1,092,560</u>
Engineers and Architects, Board of Examiners for Professional					
Cash	<u>226,240</u>	<u>259,892</u>	<u>376,602</u>	<u>333,371</u>	<u>341,789</u>
Environmental Quality, Department of					
General	2,504,849	3,031,815	2,799,081	2,989,446	2,802,860
Cash	4,048,903	4,426,675	4,972,562	5,335,514	5,564,154
Federal	<u>4,979,135</u>	<u>4,441,142</u>	<u>4,889,076</u>	<u>4,611,425</u>	<u>5,018,093</u>
	<u>11,532,887</u>	<u>11,899,632</u>	<u>12,660,719</u>	<u>12,936,385</u>	<u>13,385,107</u>
Equal Opportunity Commission					
General	835,364	837,648	967,955	950,475	979,371
Federal	<u>705,139</u>	<u>728,831</u>	<u>620,661</u>	<u>758,341</u>	<u>607,192</u>
	<u>1,540,503</u>	<u>1,566,479</u>	<u>1,588,616</u>	<u>1,708,816</u>	<u>1,586,563</u>
Ethanol Board, Nebraska					
Cash	<u>270,695</u>	<u>272,728</u>	<u>286,133</u>	<u>301,759</u>	<u>310,372</u>
Fire Marshal, State					
General	1,141,693	2,479,009	2,770,583	2,966,425	2,760,597
Cash	1,661,047	523,856	360,585	489,769	657,210
Federal	<u>277,618</u>	<u>399,001</u>	<u>260,379</u>	<u>154,329</u>	<u>329,177</u>
	<u>3,080,358</u>	<u>3,401,866</u>	<u>3,391,547</u>	<u>3,610,523</u>	<u>3,746,984</u>
Foster Care Review Board, State					
General	1,051,303	1,055,202	1,165,583	1,226,215	1,270,663
Federal	<u>356,953</u>	<u>158,261</u>	<u>86,693</u>	<u>131,561</u>	<u>80,268</u>
	<u>1,408,256</u>	<u>1,213,463</u>	<u>1,252,276</u>	<u>1,357,776</u>	<u>1,350,931</u>
Game and Parks Commission					
General	6,441,168	6,209,071	6,952,289	8,233,427	8,905,070
Cash	22,407,722	23,121,882	22,812,740	22,462,391	23,049,685
Federal	<u>274,051</u>	<u>439,266</u>	<u>771,674</u>	<u>1,152,808</u>	<u>1,185,797</u>
	<u>29,122,941</u>	<u>29,770,219</u>	<u>30,536,703</u>	<u>31,848,626</u>	<u>33,140,552</u>

State of Nebraska

SCHEDULE OF PERSONAL SERVICE

EXPENDITURES BY FUND TYPE - ALL FUNDS (Continued)

For the years ended June 30, 2004 through June 30, 2008

AGENCY	2004	2005	2006	2007	2008
Governor					
General	1,122,095	1,123,060	1,178,234	1,280,924	1,324,408
Cash	307,099	288,094	309,117	318,308	308,897
Federal	783,599	823,294	850,521	836,475	792,167
Trust			2,293		6,046
	<u>2,212,793</u>	<u>2,234,448</u>	<u>2,340,165</u>	<u>2,435,707</u>	<u>2,431,518</u>
Grain Sorghum Development, Utilization and Marketing Board					
Cash	<u>83,867</u>	<u>54,035</u>	<u>56,278</u>	<u>58,711</u>	<u>60,212</u>
Health and Human Services, Department of (1)					
General	133,979,913	136,524,181	145,246,972	150,085,670	147,663,749
Cash	23,001,287	26,935,659	24,428,934	22,947,736	28,698,240
Federal	99,953,530	101,539,086	106,778,601	115,158,962	110,658,900
Trust	144,463	70,858	75,371	93,514	34,333
	<u>256,934,730</u>	<u>265,069,784</u>	<u>276,529,878</u>	<u>288,285,882</u>	<u>287,055,222</u>
Historical Society, Nebraska State					
General	2,970,698	2,924,650	3,044,844	3,211,052	3,085,393
Cash	463,446	450,031	492,791	442,454	361,117
Federal	281,260	352,214	382,987	426,386	516,929
	<u>3,715,404</u>	<u>3,726,895</u>	<u>3,920,622</u>	<u>4,079,892</u>	<u>3,963,439</u>
Indian Affairs, Commission on					
General	127,572	128,513	151,949	141,281	159,460
Cash			2,396	173	
	<u>127,572</u>	<u>128,513</u>	<u>154,345</u>	<u>141,454</u>	<u>159,460</u>
Industrial Relations, Commission of					
General	<u>171,579</u>	<u>176,456</u>	<u>187,819</u>	<u>195,439</u>	<u>199,763</u>
Insurance, Department of					
Cash	4,918,140	5,260,302	5,806,734	6,040,640	6,331,420
Federal	102,706	132,722	118,593	117,684	127,493
	<u>5,020,846</u>	<u>5,393,024</u>	<u>5,925,327</u>	<u>6,158,324</u>	<u>6,458,913</u>
Investment Council, Nebraska					
Cash	<u>482,817</u>	<u>493,728</u>	<u>530,804</u>	<u>577,020</u>	<u>588,318</u>
Labor, Department of					
General	349,699	362,012	301,919	373,353	428,987
Cash	751,905	717,242	764,958	699,553	709,931
Federal	19,783,339	20,245,938	20,603,453	22,263,781	22,906,354
Trust	47,424	49,307	56,722	88,060	112,108
	<u>20,932,367</u>	<u>21,374,499</u>	<u>21,727,052</u>	<u>23,424,747</u>	<u>24,157,380</u>
Legislative Council					
General	11,811,843	12,079,477	12,750,720	13,654,243	14,215,613
Cash		30,221	42,496	20,132	38,559
	<u>11,811,843</u>	<u>12,109,698</u>	<u>12,793,216</u>	<u>13,674,375</u>	<u>14,254,172</u>

State of Nebraska

SCHEDULE OF PERSONAL SERVICE

EXPENDITURES BY FUND TYPE - ALL FUNDS (Continued)

For the years ended June 30, 2004 through June 30, 2008

AGENCY	2004	2005	2006	2007	2008
Library Commission, Nebraska					
General	1,646,971	1,688,634	1,778,914	1,825,681	1,896,653
Cash	44,401	45,177	47,089	68,399	89,404
Federal	211,753	228,756	314,212	329,840	350,806
	<u>1,903,125</u>	<u>1,962,567</u>	<u>2,140,215</u>	<u>2,223,920</u>	<u>2,336,863</u>
Lieutenant Governor					
General	96,450	98,446	99,370	110,841	125,306
Liquor Control Commission, Nebraska					
General	591,730	570,446	604,092	652,315	647,544
Mexican-Americans, Commission on					
General	116,551	124,049	116,622	126,778	160,046
Military, Department of					
General	1,878,060	1,854,851	2,012,081	2,162,555	2,018,069
Cash	280,164	246,553	262,122	259,161	264,087
Federal	4,579,574	4,739,222	5,024,799	5,510,677	5,531,436
	<u>6,737,798</u>	<u>6,840,626</u>	<u>7,299,002</u>	<u>7,932,393</u>	<u>7,813,592</u>
Motor Vehicle Industry Licensing Board, Nebraska					
Cash	419,148	449,252	472,916	492,073	508,280
Motor Vehicles, Department of					
Cash	7,418,213	7,578,026	7,937,909	8,320,146	8,667,319
Federal	353,008	361,290	447,518	385,608	339,280
	<u>7,771,221</u>	<u>7,939,316</u>	<u>8,385,427</u>	<u>8,705,754</u>	<u>9,006,599</u>
Natural Resources, Department of					
General	4,867,858	4,914,541	5,215,311	5,515,413	5,860,221
Cash	60,456	336,115	109,771	80,475	
Federal	94,301	180,168	316,781	220,698	251,238
	<u>5,022,615</u>	<u>5,430,824</u>	<u>5,641,863</u>	<u>5,816,586</u>	<u>6,111,459</u>
Oil and Gas Conservation Commission, Nebraska					
Cash	333,044	343,091	359,670	372,413	386,769
Federal	78,373	72,400	75,287	82,551	88,257
	<u>411,417</u>	<u>415,491</u>	<u>434,957</u>	<u>454,964</u>	<u>475,026</u>
Pardons, Board of					
General	599,292	582,220	626,290	640,098	649,534
Postsecondary Education, Coordinating Commission for					
General	894,783	934,206	965,322	999,343	1,012,151
Cash				1,388	2,388
Federal	13,022	13,716	23,641	129,944	130,412
Trust	892				
	<u>908,697</u>	<u>947,922</u>	<u>988,963</u>	<u>1,130,675</u>	<u>1,144,951</u>

State of Nebraska

SCHEDULE OF PERSONAL SERVICE

EXPENDITURES BY FUND TYPE - ALL FUNDS (Continued)

For the years ended June 30, 2004 through June 30, 2008

AGENCY	2004	2005	2006	2007	2008
Power Review Board, Nebraska					
Cash	172,149	178,209	173,767	194,366	202,959
Public Accountancy, Nebraska State Board of					
Cash	185,688	190,794	204,584	212,715	219,677
Public Advocacy, Commission on					
Cash	578,945	698,656	742,098	774,469	813,012
Federal	109,247				
	688,192	698,656	742,098	774,469	813,012
Public Service Commission					
General	1,654,830	1,668,875	1,868,185	1,949,184	2,050,843
Cash	989,813	1,135,094	1,262,148	1,297,709	1,381,461
Trust		3,866			
	2,644,643	2,807,835	3,130,333	3,246,893	3,432,304
Racing Commission, State					
Cash	442,944	490,553	453,318	459,819	510,018
Railway Council, Nebraska					
General	129	-	-	-	-
Real Estate Appraiser Board					
Cash	103,340	117,710	100,237	119,571	124,841
Real Estate Commission, State					
Cash	529,042	542,362	558,584	580,610	607,348
Retirement Systems, Public Employees'					
Cash	1,987,165	2,059,194	2,124,050	2,199,041	2,247,616
Revenue, Department of (2)					
General	18,206,858	18,714,509	19,591,069	20,866,268	21,078,769
Cash	4,769,854	4,674,686	5,126,892	5,465,770	5,802,783
Federal	22	3,810	590		
	22,976,712	23,389,195	24,717,961	26,332,038	26,881,552
Roads, Department of					
General					540
Cash	109,825,437	111,070,305	114,931,629	119,519,208	123,903,331
	109,825,437	111,070,305	114,931,629	119,519,208	123,903,871
Secretary of State					
General	568,642	582,741	547,655	587,088	573,997
Cash	979,347	957,979	1,011,936	1,079,533	1,076,835
Revolving	388,947	377,611	380,313	404,575	451,619
	1,936,936	1,918,331	1,939,904	2,071,196	2,102,451

State of Nebraska

SCHEDULE OF PERSONAL SERVICE

EXPENDITURES BY FUND TYPE - ALL FUNDS (Continued)

For the years ended June 30, 2004 through June 30, 2008

AGENCY	2004	2005	2006	2007	2008
State Colleges					
General	33,118,201	34,122,094	36,793,321	37,275,521	39,816,280
Cash	4,719,609	5,213,832	5,996,798	8,718,793	8,748,554
Federal	2,206,571	2,379,788	2,236,412	2,412,048	2,662,444
Revolving	3,341,091	3,346,286	3,404,233	3,367,818	3,623,087
Trust	12,364	18,031	15,424	15,189	17,825
	<u>43,397,836</u>	<u>45,080,031</u>	<u>48,446,188</u>	<u>51,789,369</u>	<u>54,868,190</u>
State Patrol, Nebraska					
General	32,021,900	33,132,752	35,016,961	37,480,685	39,168,936
Cash	4,874,425	5,301,504	5,849,668	6,102,546	6,490,861
Federal	3,109,383	3,261,090	3,517,809	4,032,312	3,931,833
Revolving					523,817
	<u>40,005,708</u>	<u>41,695,346</u>	<u>44,384,438</u>	<u>47,615,543</u>	<u>50,115,447</u>
State Treasurer					
General	504,949	696,854	769,467	855,476	872,496
Cash	447,539	663,898	801,789	933,944	990,548
Federal	835,289	940,814	1,050,809	1,090,315	1,083,480
	<u>1,787,777</u>	<u>2,301,566</u>	<u>2,622,065</u>	<u>2,879,735</u>	<u>2,946,524</u>
Status of Women, Nebraska					
Commission on the					
General	21,931	4,149	65,313	50,263	
Cash	48,239	49,359			
	<u>70,170</u>	<u>53,508</u>	<u>65,313</u>	<u>50,263</u>	<u>-</u>
Supreme Court					
General	51,783,151	52,682,450	55,716,049	58,543,161	61,503,305
Cash	1,523,620	1,628,174	1,381,651	2,305,706	3,348,697
Federal	184,465	131,029	122,889	213,129	377,474
	<u>53,491,236</u>	<u>54,441,653</u>	<u>57,220,589</u>	<u>61,061,996</u>	<u>65,229,476</u>
Tax Equalization and Review Commission					
General	575,721	599,641	613,401	668,327	659,010
Cash	67				
	<u>575,788</u>	<u>599,641</u>	<u>613,401</u>	<u>668,327</u>	<u>659,010</u>
University of Nebraska					
General	350,761,758	363,204,490	385,331,055	409,945,605	413,807,877
Cash	91,199,028	98,811,537	101,944,267	104,380,945	135,356,376
Federal	66,863,717	70,534,533	74,129,550	74,121,709	73,685,065
Revolving	121,066,275	127,290,209	139,681,548	147,865,918	156,416,350
Trust	96,970,396	101,779,855	107,883,118	111,274,156	120,731,965
	<u>726,861,174</u>	<u>761,620,624</u>	<u>808,969,538</u>	<u>847,588,333</u>	<u>899,997,633</u>
Veterans' Affairs, Department of					
General	553,992	595,142	611,009	624,806	604,963
Wheat Development, Utilization, and Marketing Board, Nebraska					
Cash	170,760	114,716	119,252	130,617	146,326

State of Nebraska

SCHEDULE OF PERSONAL SERVICE

EXPENDITURES BY FUND TYPE - ALL FUNDS (Continued)

For the years ended June 30, 2004 through June 30, 2008

AGENCY	2004	2005	2006	2007	2008
Workers' Compensation Court, Nebraska					
Cash	2,804,281	2,882,161	3,054,836	3,202,624	3,425,368
Federal	29,259	30,019	29,894	33,797	33,550
	<u>2,833,540</u>	<u>2,912,180</u>	<u>3,084,730</u>	<u>3,236,421</u>	<u>3,458,918</u>
STATE TOTALS					
GENERAL	778,648,540	801,472,798	851,408,879	900,239,429	915,297,321
CASH	310,620,795	325,876,490	334,743,371	346,490,796	392,206,579
FEDERAL	230,753,136	240,078,883	248,116,996	260,145,148	258,629,826
REVOLVING	158,268,237	165,639,826	180,322,231	189,981,567	197,304,892
TRUST	98,066,384	102,974,020	109,143,298	112,561,497	122,108,113
	<u>\$ 1,576,357,092</u>	<u>\$ 1,636,042,017</u>	<u>\$ 1,723,734,775</u>	<u>\$ 1,809,418,437</u>	<u>\$ 1,885,546,731</u>

(1) Health and Human Service Agencies of Finance and Support, Health and Human Services, and Regulation and Licensure were combined to form the Department of Health and Human Services on July 1, 2007.

(2) Department of Property Tax Assessment was merged into Department of Revenue on July 1, 2007.

State of Nebraska
**SCHEDULE OF PERSONAL SERVICE
LIMITATION BY PROGRAM**
For the year ended June 30, 2008

AGENCY/PROGRAM	LIMITATION	ACTUAL	CERTIFIED PSL CARRYOVER	UNDER LIMITATION
Abstracters, Board of Examiners				
058 Enforce Standards - Abstracters	\$ 20,193	\$ 17,800	\$ -	\$ 2,393
Accountability & Disclosure Commission, Nebraska				
094 Administration	339,395	336,149	-	3,246
Administrative Services				
049 Departmental Administration	1,370,024	1,114,655	67,797	187,572
101 Chief Information Officer	336,864	321,208	7,190	8,466
170 Intergovernmental Communication	316,274	205,320	12,049	98,905
171 Supporting Services - Materiel	2,592,842	2,246,173	128,437	218,232
172 Information Management	13,412,761	11,747,503	723,477	941,781
173 Communications	1,993,966	1,593,506	105,508	294,952
180 Transportation Service Bureau	429,985	393,887	26,159	9,939
245 Public Safety Communication System	232,748	139,871	3,701	89,176
509 Budget Administration	801,553	679,777	37,205	84,571
535 Risk Management	155,441	133,048	7,149	15,244
560 Building and Grounds	3,135,776	2,636,921	160,061	338,794
567 Fiscal Administration	1,625,106	1,416,355	84,830	123,921
573 Operations - LB309	312,484	189,589	15,601	107,294
605 Personnel Division	6,585,977	3,774,247	267,559	2,544,171
606 Benefits Administration	282,727	242,532	9,278	30,917
608 Employee Relations	251,839	212,410	877	38,552
685 Capitol Commission	1,155,565	985,782	62,138	107,645
	34,991,932	28,032,784	1,719,016	5,240,132
Aeronautics, Department of				
026 Development and Enforcement	1,125,382	1,056,889	3,639	64,854
596 State Owned Aircraft	157,802	114,590		43,212
	1,283,184	1,171,479	3,639	108,066
Agriculture, Department of				
027 Departmental Administration	1,238,573	1,162,488	21,392	54,693
056 Weights and Measures	841,821	800,777	15,858	25,186
057 Enforce Standards - Dairy Food	1,028,615	997,964	25,615	5,036
061 Agricultural Laboratories	893,125	828,286	13,059	51,780
063 Enforce Standards - Animal Ind.	1,468,599	1,424,551	25,557	18,491
333 Conservation - Plant Industry	1,533,514	1,344,893	29,548	159,073
382 Research - Potato Development	31,879	16,447	389	15,043
387 Research - Poultry Development	75,753	74,249	1,504	0
564 Agricultural Development	56,251	35,545	1,056	19,650
	7,168,130	6,685,200	133,978	348,952
Arts Council, Nebraska				
326 Promotion/Development of Arts	444,958	407,765	25,847	11,346

State of Nebraska

**SCHEDULE OF PERSONAL SERVICE
LIMITATION BY PROGRAM (Continued)**

For the year ended June 30, 2008

AGENCY/PROGRAM	LIMITATION	ACTUAL	CERTIFIED PSL CARRYOVER	UNDER LIMITATION
Attorney General				
011 Salary - Attorney General	95,000	95,000		0
270 Administration	75,559	50,180		25,379
271 Civil Bureau	1,200,000	1,118,136		81,864
272 Criminal Bureau	1,818,000	1,736,806		81,194
273 Legal Services Bureau	605,000	572,349		32,651
274 Public Protection Bureau	1,326,750	1,254,024		72,726
508 School Finance Litigation	89,806	89,187		619
575 Byrne Grants	295,481	95,554		199,927
	<u>5,505,596</u>	<u>5,011,236</u>	<u>-</u>	<u>494,360</u>
Auditor of Public Accounts				
010 Salary - Auditor	85,000	85,000		0
506 State Ag & County Post Audits	1,728,699	1,458,795		269,904
525 Cooperative Audits	915,475	688,535		226,940
	<u>2,729,174</u>	<u>2,232,330</u>	<u>-</u>	<u>496,844</u>
Banking and Finance, Department of				
065 Enforce Stndrds - Financial Instit	2,905,828	2,602,720	65,234	237,874
066 Enforce Standards - Securities	768,154	669,462	16,422	82,270
	<u>3,673,982</u>	<u>3,272,182</u>	<u>81,656</u>	<u>320,144</u>
Barber Examiners, Board of				
080 Enforce Standards - Barbering	101,437	77,868	4,724	18,845
Blind and Visually Impaired, Commission for the				
357 Operations	2,161,393	1,842,143	114,535	204,715
Brand Committee, Nebraska				
075 Enforce Stndrds - Brand Inspection	2,442,653	2,279,950	23,035	139,668
Corn Development, Utilization and Marketing Board, Nebraska				
384 Corn Development Board	394,190	303,946	5,377	84,867
Correctional Services, Department of				
260 Secure Youth Facility	2,911,420	2,732,050	176,702	2,668
300 Tecumseh Correctional Ctr	14,882,717	13,473,634	778,797	630,286
368 CCC - Lincoln	1,913,801	1,700,232	104,348	109,221
369 CCC - Omaha	1,131,719	1,050,155	62,617	18,947
370 Central Office	17,037,853	15,299,308	949,066	789,479
372 State Penitentiary	16,718,735	15,712,831	931,037	74,867
373 Center for Women - York	4,933,560	4,589,588	266,446	77,526
375 Diagnostic and Evaluation Center	5,056,871	4,684,223	278,857	93,791
376 Lincoln Correctional Center	8,711,052	8,081,694	483,178	146,180
377 Omaha Correctional Center	6,841,183	6,440,373	382,443	18,367
386 McCook Work Camp	2,420,277	2,261,134	134,693	24,450
389 Adult Parole	1,499,700	1,350,925	81,074	67,701
390 Federal Surplus Property	169,297	158,263	8,478	2,556
563 Correctional Industries	3,363,639	3,190,776	172,863	0
575 Byrne Grants	16,824			16,824
	<u>87,608,648</u>	<u>80,725,186</u>	<u>4,810,599</u>	<u>2,072,863</u>

State of Nebraska

**SCHEDULE OF PERSONAL SERVICE
LIMITATION BY PROGRAM (Continued)**

For the year ended June 30, 2008

AGENCY/PROGRAM	LIMITATION	ACTUAL	CERTIFIED PSL CARRYOVER	UNDER LIMITATION
Criminal Justice, Commission on				
Law Enforcement and				
150 Juvenile Services Act	58,247	40,970	2,839	14,438
198 Central Administration	568,404	512,396	30,845	25,163
199 Grand Island Training Center	852,277	787,209	41,015	24,053
201 Victim/Witness Assistance	45,570	33,637	1,411	10,522
203 Jail Standards Board	169,810	131,941	8,455	29,414
215 Criminal Justice Info System	105,910	75,423	5,434	25,053
220 Comm Corrections Council	221,403	177,801	12,550	31,052
575 Byrne Grants	207,396	18,592		188,804
	<u>2,229,017</u>	<u>1,777,969</u>	<u>102,549</u>	<u>348,499</u>
Deaf/Hard of Hearing, Commission for the				
578 Hearing Impaired	525,902	513,486	1,941	10,475
Dry Bean Commission				
137 Dry Bean Commission	33,257	26,978	638	5,641
Economic Development, Department of				
134 Rural Development Commission	109,134	83,056		26,078
600 Administration	933,061	785,649		147,412
601 Community Affairs	877,429	671,224		206,205
603 Industry Recruitment	1,459,046	1,423,219		35,827
618 Tourism Promotion	747,187	671,948	29,243	45,996
	<u>4,125,857</u>	<u>3,635,096</u>	<u>29,243</u>	<u>461,518</u>
Education, State Department of				
025 Commissioners Office	11,375,343	10,333,378	221	1,041,744
161 Education Innovation	34,295	8,827		25,468
351 Vocational Rehabilitation	9,726,630	9,396,675	19	329,936
352 Disability Determinations	3,509,144	3,277,572		231,572
401 School for the Deaf	11,954	9,947		2,007
402 School for Visually Handicapped	11,954	7,975		3,979
403 Assessment/Report Card	35,000	3,537		31,463
440 Finance/Organization Services	2,500			2,500
441 Curriculum/Instruction	46,500	633		45,867
442 Staff Dev / Instruction	7,500	3,864		3,636
443 Educational Technology	2,500			2,500
444 Early Childhood Care & Education	8,500	6,110		2,390
445 Planning / Eval / Data Systems	29,900	25,388		4,512
446 Adult Program Services	26,000	21,922		4,078
447 Accreditation	2,500			2,500
448 Special Population Programs	40,000	26,054		13,946
449 Communications/Info Svcs	50,000	41,203		8,797
450 Select Department Wide Costs	10,000	1,597		8,403
451 Administrative Services	2,500			2,500
614 Professional Practices Comm	60,000	60,000		0
	<u>24,992,720</u>	<u>23,224,682</u>	<u>240</u>	<u>1,767,798</u>
Educational Lands and Funds, Board of				
529 Land Surveys	268,820	213,345		55,475
582 School Land Trust	8,780,000	1,291,088		7,488,912
	<u>9,048,820</u>	<u>1,504,433</u>	<u>-</u>	<u>7,544,387</u>

State of Nebraska

**SCHEDULE OF PERSONAL SERVICE
LIMITATION BY PROGRAM (Continued)**

For the year ended June 30, 2008

AGENCY/PROGRAM	LIMITATION	ACTUAL	CERTIFIED PSL CARRYOVER	UNDER LIMITATION
Educational Telecommunications Commission, Nebraska				
533 Educational Television	3,060,059	2,856,969	159,450	43,640
566 Public Radio	<u>178,372</u>	<u>131,431</u>	<u>9,931</u>	<u>37,010</u>
	<u>3,238,431</u>	<u>2,988,400</u>	<u>169,381</u>	<u>80,650</u>
Electrical Board, Nebraska				
197 Public Protection	<u>824,174</u>	<u>762,650</u>	<u>48,157</u>	<u>13,367</u>
Engineers and Architects, Board of Examiners for Professional				
082 Enforce Stnds / Engrs & Archtcs	<u>340,935</u>	<u>268,369</u>	<u>17,979</u>	<u>54,587</u>
Environmental Quality, Department of				
513 Environmental Control	1,776,558	1,606,354		170,204
586 Water Quality	4,900,000	4,761,314		138,686
587 Litter Tax	2,150,000	2,046,750		103,250
588 Air Quality	<u>1,850,000</u>	<u>1,732,113</u>		<u>117,887</u>
	<u>10,676,558</u>	<u>10,146,531</u>	<u>-</u>	<u>530,027</u>
Equal Opportunity Commission				
059 Enforce Stnds - Equal Employmnt	<u>1,349,158</u>	<u>1,139,837</u>	<u>63,970</u>	<u>145,351</u>
Ethanol Board, Nebraska				
516 Nebraska Ethanol Board	<u>284,985</u>	<u>243,667</u>	<u>14,869</u>	<u>26,449</u>
Fire Marshal, State				
225 General Operations	2,198,966	1,975,195	132,275	91,496
226 Pipeline Safety	159,898	148,613	9,192	2,093
227 Underground Storage Tanks	306,475	247,734	16,019	42,722
340 Training Division	475,893	407,637	24,253	44,003
415 Emergency Responders Act	<u>2,116</u>	<u>2,107</u>		<u>9</u>
	<u>3,143,348</u>	<u>2,781,286</u>	<u>181,739</u>	<u>180,323</u>
Foster Care Review Board, State				
116 Foster Care Review Board	<u>1,107,941</u>	<u>984,584</u>	<u>-</u>	<u>123,357</u>
Game and Parks Commission				
162 Environmental Trust	218,806	186,348		32,458
330 Habitat Development	1,025,224	758,934	34,102	232,188
336 Wildlife Conservation	12,149,404	10,788,296	57,020	1,304,088
337 Administration	2,528,486	2,268,363		260,123
549 Parks - Admin & Operation	9,491,353	8,373,854	518,210	599,289
550 Planning & Trails Coordination	137,563	102,225	4,457	30,881
617 Engineering & Area Maintenance	<u>3,063,356</u>	<u>2,468,625</u>	<u>74,446</u>	<u>520,285</u>
	<u>28,614,192</u>	<u>24,946,645</u>	<u>688,235</u>	<u>2,979,312</u>

State of Nebraska

**SCHEDULE OF PERSONAL SERVICE
LIMITATION BY PROGRAM (Continued)**

For the year ended June 30, 2008

AGENCY/PROGRAM	LIMITATION	ACTUAL	CERTIFIED PSL CARRYOVER	UNDER LIMITATION
Governor				
002 Salary - Governor	105,000	105,000		0
018 Policy Research Office	399,579	336,290		63,289
021 Office of the Governor	650,641	579,490	35,187	35,964
106 Energy Office Administration	1,043,172	833,684	51,082	158,406
107 School Weatherization	17,960	14,954		3,006
	<u>2,216,352</u>	<u>1,869,418</u>	<u>86,269</u>	<u>260,665</u>
Grain Sorghum Development, Utilization and Marketing Board				
406 Grain Sorghum Development	43,318	43,304	-	14
Health and Human Services, Department of				
033 Department Central Office	10,245,074			10,245,074
178 Professional Licensure	2,128,666	1,806,654	33,886	288,126
179 Public Health Administration	5,334,671	5,118,006	108,750	107,915
261 General Operations	22,700,460	22,350,304		350,156
262 Public Health Administration	13,388,279	13,029,707		358,572
263 Medicaid and LTC Admin	6,039,707	5,860,613		179,094
264 Children and Family Svcs Adm	500,000	311,735		188,265
265 Protection and Safety	24,251,720	24,221,801		29,919
266 Economic and Family Support	36,782,992	36,002,137		780,855
267 Dev Disabilities Service Coord	7,265,000	6,990,205		274,795
268 Behavioral Health Admin	1,228,428	1,169,042		59,386
269 Dev Disabilities Admin	822,027	735,032		86,995
315 Office of Juvenile Services	226,097	217,470	7,783	844
361 Regional Center - Hastings	5,993,941	4,863,580		1,130,361
362 Regional Center - Norfolk	502,635	154,083		348,552
363 Regional Center - Lincoln	19,532,224	19,094,397		437,827
364 Juvenile Parole	371,097	354,859	12,343	3,895
365 Mental Health	3,856,915			3,856,915
371 YRTC - Geneva	3,887,387	3,546,121	136,014	205,252
374 YRTC - Kearney	5,801,223	5,280,605	425,964	94,654
379 OBRA - CBRS Aid	46,768	34,449		12,319
421 Beatrice State Develop. Center	30,532,559	28,246,768	1,604,787	681,004
510 Vets Home System Admin	691,080	169,630	6,911	514,539
519 Grand Island Veterans Home	12,201,644	11,169,032	653,892	378,720
520 Norfolk Veterans Home	6,395,900	5,931,515	370,834	93,551
521 Scottsbluff Veterans Home	3,161,100	2,912,279	158,756	90,065
522 Douglas County Veterans Home	4,667,500	4,271,504	275,293	120,703
622 Cancer Research	79,458	18,497		60,961
870 Norfolk Sex Offender Treatment	7,943,829	7,322,450	206,338	415,041
	<u>236,578,381</u>	<u>211,182,475</u>	<u>4,001,551</u>	<u>21,394,355</u>

State of Nebraska

**SCHEDULE OF PERSONAL SERVICE
LIMITATION BY PROGRAM (Continued)**

For the year ended June 30, 2008

AGENCY/PROGRAM	LIMITATION	ACTUAL	CERTIFIED PSL CARRYOVER	UNDER LIMITATION
Historical Society, Nebraska State				
043 Departmental Administration	1,229,019	1,054,646	64,137	110,236
258 Library/Archives	511,860	446,258	25,615	39,987
541 Museum Operation	264,798	241,640	12,528	10,630
542 Branch Museums	330,260	293,400	19,683	17,177
543 Archeology	435,735	374,364	22,453	38,918
552 Historical Preservation	320,588	280,837	16,787	22,964
647 Skeletal Remains Prot Act	9,808	2,252	67	7,489
653 Ford Conservation Center	540,734	289,565	21,990	229,179
	<u>3,642,802</u>	<u>2,982,962</u>	<u>183,260</u>	<u>476,580</u>
Indian Affairs, Commission of				
584 Indian Affairs	128,336	121,023	6,143	1,170
Industrial Relations, Commission of				
531 Commission of Industrial Relations	221,480	148,245	13,217	60,018
Insurance, Department of				
068 Medical Professional Liability	47,430	33,130	1,272	13,028
069 Enforce Standards - Insurance	5,774,610	4,894,111	306,819	573,680
	<u>5,822,040</u>	<u>4,927,241</u>	<u>308,091</u>	<u>586,708</u>
Investment Council, Nebraska				
610 Investment Administration	459,231	454,882	-	4,349
Labor, Department of				
031 Division of Employment	19,773,959	16,229,347	925,876	2,618,736
194 Protection of People & Property	1,456,706	1,125,460	77,435	253,811
	<u>21,230,665</u>	<u>17,354,807</u>	<u>1,003,311</u>	<u>2,872,547</u>
Legislative Council				
001 Salaries - Legislative	588,000	587,960		40
122 Legislative Services	5,873,562	5,372,177	264,727	236,658
123 Clerk of Legislature	2,313,174	1,808,510	63,997	440,667
126 Legislative Research Service	995,972	895,392	41,073	59,507
127 Reviser of Statutes	904,468	825,896	21,243	57,329
504 Office of Public Counsel	631,883	590,756	37,226	3,901
638 Fiscal and Program	1,042,495	1,010,243	32,252	0
	<u>12,349,554</u>	<u>11,090,934</u>	<u>460,518</u>	<u>798,102</u>
Library Commission, Nebraska				
252 Library Operations	1,819,777	1,722,628		97,149
302 Library Development	48,482	42,300		6,182
	<u>1,868,259</u>	<u>1,764,928</u>	<u>-</u>	<u>103,331</u>
Lieutenant Governor				
008 Salary - Lieutenant Governor	75,000	75,000		0
124 Office - Lieutenant Governor	22,822	17,812	1,112	3,898
	<u>97,822</u>	<u>92,812</u>	<u>1,112</u>	<u>3,898</u>
Liquor Control Commission, Nebraska				
073 Licensing and Regulation	521,113	478,655	1,826	40,632

State of Nebraska

**SCHEDULE OF PERSONAL SERVICE
LIMITATION BY PROGRAM (Continued)**

For the year ended June 30, 2008

AGENCY/PROGRAM	LIMITATION	ACTUAL	CERTIFIED PSL CARRYOVER	UNDER LIMITATION
Mexican-Americans Commission on				
537 Mexican-American Commission	122,446	116,710	5,736	0
Military, Department of				
192 Governor's Emergency Program	500,000	92,308	4,857	402,835
544 National and State Guard	4,809,272	4,518,774	241,039	49,459
545 Civil Defense	1,546,457	1,270,256	85,382	190,819
	6,855,729	5,881,338	331,278	643,113
Motor Vehicle Industry Licensing Board, Nebraska				
076 Enforce Stndrds - Automotive Ind	404,782	380,101	-	24,681
Motor Vehicles, Department of				
070 Enforce Stndrds - Motor Vehicles	6,518,930	6,273,699		245,231
644 Highway Safety	377,136	361,303		15,833
	6,896,066	6,635,002	-	261,064
Natural Resources, Department of				
334 Soil and Water Conservation	5,396,904	4,578,178	162,045	656,681
Oil and Gas Conservation Commission, Nebraska				
335 Conservation Tax	378,875	362,420	-	16,455
Pardons, Board of				
320 Parole Board Salaries	342,995	342,784		211
358 Board of Parole	208,659	166,581	10,563	31,515
	551,654	509,365	10,563	31,726
Postsecondary Education, Coordinating Commission for				
297 Math/Science	100,000	98,143		1,857
640 Postsecondary Education	830,429	804,086		26,343
	930,429	902,229	-	28,200
Power Review Board, Nebraska				
072 Power Review Board	169,573	146,668	4,062	18,843
Public Accountancy, Nebraska State Board of				
084 Enforce Stndrds - Public Acctnts	167,659	153,470	1,139	13,050
Public Advocacy, Commission on				
425 Operations	633,126	626,365	969	5,792

State of Nebraska

**SCHEDULE OF PERSONAL SERVICE
LIMITATION BY PROGRAM (Continued)**

For the year ended June 30, 2008

AGENCY/PROGRAM	LIMITATION	ACTUAL	CERTIFIED PSL CARRYOVER	UNDER LIMITATION
Public Service Commission				
014 Salaries - Public Serv Comm	375,000	375,000		0
019 Modular Housing Units	425,959	330,791		95,168
054 Enforce Stndrds - Public Utilities	1,283,889	1,186,137		97,752
060 Grain Warehouse Survey	6,379			6,379
064 Telephone Relay System	55,111	53,797		1,314
071 Ne Internet Enchmt Fund	11,081	10,767		314
583 Enchd Wireless 911 Fund	192,321	138,309		54,012
686 Universal Service Fund	317,136	305,712		11,424
790 Natural Gas Regulation	261,078	168,529		92,549
	<u>2,927,954</u>	<u>2,569,042</u>	<u>-</u>	<u>358,912</u>
Racing Commission, State				
074 TB Racing Assistance Fund	501,965	414,827	22,501	64,637
Real Estate Appraiser Board				
079 Appraiser Licensing	121,399	97,591	6,150	17,658
Real Estate Commission, State				
077 Enforce Standards - Real Estate	460,356	446,100	11,114	3,142
Retirement Systems, Public Employees				
041 Adm - Retirement - Def Comp	1,849,361	1,699,473	29,204	120,684
042 Board Member Expenses	7,000	5,350		1,650
	<u>1,856,361</u>	<u>1,704,823</u>	<u>29,204</u>	<u>122,334</u>
Revenue, Department of				
013 Salary - Tax Commissioner	133,164	130,077	3,087	0
102 Revenue Administration	15,402,515	13,709,787	827,229	865,499
111 Motor Fuel Tax	1,537,192	1,238,008	66,801	232,383
112 Property Tax Assessment	3,489,729	2,893,315	174,659	421,755
160 Lottery Administration	1,337,233	1,050,219	61,192	225,822
165 Charitable Gaming	1,476,601	1,190,042	70,864	215,695
	<u>23,376,434</u>	<u>20,211,448</u>	<u>1,203,832</u>	<u>1,961,154</u>
Roads, Department of				
113 Branch Rail Revitalization	960	540		420
568 Highway Administration	9,162,288	8,382,153	280,894	499,241
569 Construction	42,196,036	37,544,388	2,409,971	2,241,677
572 Service and Support	11,788,758	10,473,390	634,790	680,578
574 Highway Maintenance	36,948,328	33,398,739	2,063,307	1,486,282
	<u>100,096,370</u>	<u>89,799,210</u>	<u>5,388,962</u>	<u>4,908,198</u>
Secretary of State				
009 Salary - Secretary of State	85,000	85,000		0
022 Departmental Administration	187,684	180,350		7,334
045 Election Administration	324,876	260,575		64,301
051 Enforce Standards / Corporation	318,676	247,177		71,499
053 Enforce Standards / Collection Ag	43,187	35,693		7,494
086 Enforce Standards / Recds Mngt	526,408	455,688		70,720
089 Uniform Commercial Code	406,524	320,726		85,798
	<u>1,892,355</u>	<u>1,585,209</u>	<u>-</u>	<u>307,146</u>

State of Nebraska
**SCHEDULE OF PERSONAL SERVICE
LIMITATION BY PROGRAM (Continued)**
For the year ended June 30, 2008

AGENCY/PROGRAM	LIMITATION	ACTUAL	CERTIFIED PSL CARRYOVER	UNDER LIMITATION
State Patrol, Nebraska				
189 Command and Support	6,488,170	6,443,970		44,200
190 Criminal Investigations	9,399,446	9,356,275		43,171
195 Road Operations	15,602,339	15,507,629		94,710
205 Carrier Enforcement	6,067,598	5,587,940		479,658
575 Byrne Grants	1,489,724	557,353		932,371
630 State Capitol Security	688,768	607,337		81,431
	<u>39,736,045</u>	<u>38,060,504</u>	<u>-</u>	<u>1,675,541</u>
State Treasurer				
012 Salary - State Treasurer	85,000	85,000		0
024 State Disbursement Unit	1,438,853	1,331,188		107,665
503 Treasury Management	374,842	368,181		6,661
505 Educational Saving Plan	72,673	72,620		53
512 Unclaimed Property	302,506	302,343		163
659 Long-Term Care Savings Plan	30,750	28,831		1,919
	<u>2,304,624</u>	<u>2,188,163</u>	<u>-</u>	<u>116,461</u>
Supreme Court				
003 Salaries - Supreme Court Judges	919,005	918,922		83
004 Salaries - Appellate Court Judges	748,335	748,264		71
005 Salaries - Retired Judges	59,932	44,666	826	14,440
006 Salaries - Dist & Juv Judges	8,015,040	7,930,443		84,597
007 Salaries - County Judges	6,853,164	6,841,315		11,849
034 Court Administrator	2,900,882	2,900,881		1
040 State Law Library	67,325	66,983		342
235 Prob Contractual Serv	525,956	127,123		398,833
396 County Court System	11,275,454	11,070,212	55,327	149,915
397 Statewide Probation	11,694,792	11,323,052	43,668	328,072
398 Intensive Probation	2,183,912	2,011,009	7,879	165,024
399 District Court Reporters	3,227,331	3,225,856		1,475
405 Court Of Appeals	745,102	735,053		10,049
420 Specialized court Operations	922,203	778,262	1,004	142,937
435 Community Corrections	1,559,481	1,473,209	5,616	80,656
570 Computer Automation	509,691	414,539		95,152
	<u>52,207,605</u>	<u>50,609,789</u>	<u>114,320</u>	<u>1,483,496</u>
Tax Equalization and Review Commission				
115 Operations	569,170	524,409	32,710	12,051
Veterans' Affairs, Department of				
036 Departmental Administration	508,593	454,490	10,774	43,329
Wheat Development, Utilization, and Marketing Board, Nebraska				
381 Nebraska Wheat Board	117,463	104,601	1,455	11,407

State of Nebraska

SCHEDULE OF PERSONAL SERVICE LIMITATION BY PROGRAM (Continued)

For the year ended June 30, 2008

AGENCY/PROGRAM	LIMITATION	ACTUAL	CERTIFIED PSL CARRYOVER	UNDER LIMITATION
Workers' Compensation Court, Nebraska				
526 Judges' Salaries	850,084	850,002		82
530 Workman's Compensation Admin	1,954,485	1,817,277	382	136,826
635 Acting Judges' Salaries	51,553	2,297		49,256
	<u>2,856,122</u>	<u>2,669,576</u>	<u>382</u>	<u>186,164</u>
TOTAL STATE	<u>\$ 776,647,729</u>	<u>\$ 691,583,945</u>	<u>\$ 21,643,841</u>	<u>\$ 63,419,943</u>
NEBRASKA STATE COLLEGES		42,389,347		
UNIVERSITY OF NEBRASKA		633,154,743		
TRUST FUNDS		<u>\$ 101,620,284</u>		
TOTAL GROSS PAY TO EMPLOYEES		<u>\$ 1,468,748,319</u>		

State of Nebraska

ANALYSIS OF PERSONAL SERVICES

For the years ended June 30, 2004 through June 30, 2008

	2004	2005	2006	2007	2008
TOTAL GROSS PAY TO EMPLOYEES	\$ 1,259,377,280	\$ 1,296,469,442	\$ 1,352,539,807	\$ 1,411,018,838	\$ 1,468,748,319
STATE CONTRIBUTIONS:					
Health Insurance	142,252,921	157,692,232	179,522,937	194,875,877	204,430,775
Social Security and Medicare	81,073,422	82,917,328	86,501,470	90,570,123	93,815,126
Retirement	75,880,971	78,096,245	84,790,567	92,349,124	98,300,810
Workers' Compensation Wage Loss	12,242,870	15,276,783	14,606,903	14,680,420	14,089,659
Life Insurance	709,973	606,432	689,233	694,844	707,102
Unemployment Insurance	2,410,001	2,326,729	1,965,938	1,446,297	1,527,971
Tuition Assistance	2,125,730	2,362,734	2,820,133	3,537,705	3,617,308
Other State Contributions	283,924	294,092	297,787	245,209	309,661
TOTAL STATE CONTRIBUTIONS	316,979,812	339,572,575	371,194,968	398,399,599	416,798,412
TOTAL PERSONAL SERVICES	<u>\$ 1,576,357,092</u>	<u>\$ 1,636,042,017</u>	<u>\$ 1,723,734,775</u>	<u>\$ 1,809,418,437</u>	<u>\$ 1,885,546,731</u>

State of Nebraska
SCHEDULE OF FUND EQUITY BY FUND TYPE
As of June 30, 2004 through June 30, 2008

AGENCY	2004	2005	2006	2007	2008
Abstracters, Board of Examiners					
Cash	\$ 65,936	\$ 68,062	\$ 104,176	\$ 71,165	\$ 99,557
Accountability and Disclosure Commission, Nebraska					
Cash	801,271	883,799	893,092	877,406	928,263
Administrative Services					
Cash	39,366,780	41,025,486	50,675,320	58,419,965	65,669,455
Construction	2,519				
Federal	(13,242,407)	(19,996,873)	769,631	(3,089,622)	(16,851,889)
Revolving	39,262,892	43,798,051	52,244,039	52,248,856	56,076,748
Trust	28,479,322	13,665,287	13,634,941	11,569,511	17,125,693
	93,869,106	78,491,951	117,323,931	119,148,710	122,020,007
Aeronautics, Department of					
Cash	4,690,134	5,128,006	5,946,410	4,868,821	5,353,896
Trust	6,412,292	6,536,948	6,161,706	6,198,472	6,544,546
	11,102,426	11,664,954	12,108,116	11,067,293	11,898,442
Agriculture, Department of					
Cash	2,568,488	2,204,716	2,211,917	2,329,626	3,010,735
Federal	3,065,367	3,057,875	3,007,295	2,935,578	3,240,672
Revolving	14,748	6,520	6,384	903	13,748
	5,648,603	5,269,111	5,225,596	5,266,107	6,265,155
Agriculture, State Board of					
Cash	-	-	-	-	849,703
Arts Council, Nebraska					
Cash	83,375	3,165	4,416	3,880	6,732
Federal	91,815	125,761	107,687	132,914	75,935
Trust	28,469	28,721	24,844		
	203,659	157,647	136,947	136,794	82,667
Attorney General					
Cash	125,492	172,869	241,175	2,357,199	2,730,599
Federal	95,422	39,394	65,900	51,429	145,042
Revolving	104,179	788	3,323	22,002	69,074
Trust	1,801,540	1,405,351	1,127,005	70,199	237,136
	2,126,633	1,618,402	1,437,403	2,500,829	3,181,851
Auditor of Public Accounts					
Cash	60,056	116,482	208,058	186,473	154,586
Banking and Finance, Department of					
Cash	16,846,073	11,431,670	10,091,978	11,155,371	22,251,643
Trust	(103)	(103)	500,000	500,000	
	16,845,970	11,431,567	10,591,978	11,655,371	22,251,643
Barber Examiners, Board of					
Cash	157,559	172,738	173,415	178,183	188,050

State of Nebraska

SCHEDULE OF FUND EQUITY BY FUND TYPE (Continued)

As of June 30, 2004 through June 30, 2008

AGENCY	2004	2005	2006	2007	2008
Blind and Visually Impaired, Commission for					
Cash	30,826	33,139	35,509	84,079	82,774
Federal	161,979	41,910	104,515	67,764	253,848
Trust	198,394	197,891	239,312	246,807	228,257
	<u>391,199</u>	<u>272,940</u>	<u>379,336</u>	<u>398,650</u>	<u>564,879</u>
Brand Committee, Nebraska					
Cash	561,432	669,716	652,138	569,609	715,819
Corn Development, Utilization and Marketing Board, Nebraska					
Cash	721,950	593,200	590,112	1,005,517	1,444,940
Federal			1,000	17,262	43,606
	<u>721,950</u>	<u>593,200</u>	<u>591,112</u>	<u>1,022,779</u>	<u>1,488,546</u>
Correctional Services, Department of					
Cash	2,188,773	4,167,039	1,345,858	1,070,467	1,228,812
Federal	1,384,899	(49,389)	398,440	309,651	778,132
Revolving	6,132,745	8,557,458	9,846,995	8,163,813	9,286,838
Trust	2,950,556	3,304,119	4,067,841	4,526,026	4,912,853
	<u>12,656,973</u>	<u>15,979,227</u>	<u>15,659,134</u>	<u>14,069,957</u>	<u>16,206,635</u>
Criminal Justice, Commission on Law Enforcement and					
Cash	880,272	1,274,611	1,272,918	1,589,543	1,979,341
Federal	2,684,129	1,318,310	843,556	909,185	903,395
	<u>3,564,401</u>	<u>2,592,921</u>	<u>2,116,474</u>	<u>2,498,728</u>	<u>2,882,736</u>
Dairy Industry Development Board, Nebraska					
Cash	88,984	81,902	84,931	80,567	80,027
Deaf/Hard of Hearing, Commission for the					
Cash	46,144	30,829	35,493	79,916	29,266
Dry Bean Commission					
Cash	139,818	127,723	207,218	282,023	260,445
Economic Development, Department of					
Cash	13,991,375	17,443,263	32,944,075	33,466,273	40,508,471
Federal	2,221,717	2,964,234	2,820,075	3,736,514	4,395,459
	<u>16,213,092</u>	<u>20,407,497</u>	<u>35,764,150</u>	<u>37,202,787</u>	<u>44,903,930</u>
Education, State Department of					
Cash	5,435,214	3,720,736	3,188,263	9,679,804	16,357,162
Federal	4,447,981	5,101,155	5,771,200	6,779,562	7,836,102
Revolving	260,221	267,757	270,400	313,495	292,665
Trust	17,347,332	18,418,787	30,443,660	23,918,550	63,018,962
	<u>27,490,748</u>	<u>27,508,435</u>	<u>39,673,523</u>	<u>40,691,411</u>	<u>87,504,891</u>
Educational Lands and Funds, Board of					
Cash	2,979,748	3,249,361	3,250,765	4,005,284	4,034,600
Trust	367,705,221	406,301,195	433,710,763	492,810,315	452,609,600
	<u>370,684,969</u>	<u>409,550,556</u>	<u>436,961,528</u>	<u>496,815,599</u>	<u>456,644,200</u>

State of Nebraska

SCHEDULE OF FUND EQUITY BY FUND TYPE (Continued)

As of June 30, 2004 through June 30, 2008

AGENCY	2004	2005	2006	2007	2008
Educational Telecommunications Commission, Nebraska					
Cash	1,596,446	1,659,943	1,710,505	1,830,165	1,950,626
Federal	4,392	4,392	4,392	4,392	4,392
Trust	700,058	816,550	24,783	66,587	42,147
	<u>2,300,896</u>	<u>2,480,885</u>	<u>1,739,680</u>	<u>1,901,144</u>	<u>1,997,165</u>
Electrical Board, Nebraska					
Cash	267,335	865,417	812,860	1,490,948	1,307,453
Engineers and Architects, Board of Examiners for Professional					
Cash	997,627	921,934	830,351	885,411	875,257
Environmental Quality, Department of					
Cash	40,347,276	33,250,005	28,162,908	23,745,306	24,384,517
Federal	1,667,136	1,919,705	1,147,210	1,629,500	1,311,049
Trust	195,315,743	214,015,217	232,579,286	252,087,684	270,810,743
	<u>237,330,155</u>	<u>249,184,927</u>	<u>261,889,404</u>	<u>277,462,490</u>	<u>296,506,309</u>
Equal Opportunity Commission					
Federal	989,181	927,901	604,369	607,248	679,065
Ethanol Board, Nebraska					
Cash	9,127,012	6,831,124	12,558,955	15,615,299	24,457,743
Federal	15,905	16,454	8,024	2,257	2,368
	<u>9,142,917</u>	<u>6,847,578</u>	<u>12,566,979</u>	<u>15,617,556</u>	<u>24,460,111</u>
Fire Marshal, State					
Cash	1,434,102	1,688,354	1,934,095	2,138,047	2,306,264
Federal	526,998	133,189	123,588	115,536	80,765
	<u>1,961,100</u>	<u>1,821,543</u>	<u>2,057,683</u>	<u>2,253,583</u>	<u>2,387,029</u>
Foster Care Review Board, State					
Cash	9,563	10,271	13,329	12,831	13,249
Trust	3,986	19,628	14,341	18,973	17,654
	<u>13,549</u>	<u>29,899</u>	<u>27,670</u>	<u>31,804</u>	<u>30,903</u>
Game and Parks Commission					
Cash	41,269,995	43,753,906	50,023,225	56,111,497	66,615,658
Federal	1,078,180	615,909	401,128	359,131	814,668
	<u>42,348,175</u>	<u>44,369,815</u>	<u>50,424,353</u>	<u>56,470,628</u>	<u>67,430,326</u>
Geologists, Board of					
Cash	46,811	53,235	53,961	49,291	48,338
Governor					
Cash	3,194,423	2,543,887	2,044,703	1,550,357	1,134,445
Federal	1,218,641	1,253,195	1,302,281	1,285,619	1,224,438
Trust	29,415,188	29,849,961	30,514,978	31,424,861	32,189,206
	<u>33,828,252</u>	<u>33,647,043</u>	<u>33,861,962</u>	<u>34,260,837</u>	<u>34,548,089</u>
Grain Sorghum Development, Utilization and Marketing Board					
Cash	136,711	140,374	150,674	137,455	141,435

State of Nebraska

SCHEDULE OF FUND EQUITY BY FUND TYPE (Continued)

As of June 30, 2004 through June 30, 2008

AGENCY	2004	2005	2006	2007	2008
Health and Human Services, Department of(1)					
Cash	60,967,078	63,170,257	58,584,759	69,127,680	64,430,259
Federal	34,386,021	41,093,368	40,847,656	40,434,494	35,148,274
Trust	301,997,581	345,071,573	384,452,533	446,831,512	419,816,621
	<u>397,350,680</u>	<u>449,335,198</u>	<u>483,884,948</u>	<u>556,393,686</u>	<u>519,395,154</u>
Historical Society, Nebraska State					
Cash	108,162	125,074	112,245	81,919	284,396
Federal	129,601	312,415	317,606	405,543	397,967
Trust	33,601	35,013	44,195	42,304	103,157
	<u>271,364</u>	<u>472,502</u>	<u>474,046</u>	<u>529,766</u>	<u>785,520</u>
Indian Affairs, Commission on					
Cash	-	12,011	5,515	488	568
Insurance, Department of					
Cash	9,739,839	10,676,882	12,951,412	15,442,536	17,891,727
Trust	8,390,102	8,401,380	8,340,136	8,274,738	8,160,032
	<u>18,129,941</u>	<u>19,078,262</u>	<u>21,291,548</u>	<u>23,717,274</u>	<u>26,051,759</u>
Investment Council, Nebraska					
Cash	170,201	174,224	191,960	247,262	313,552
Labor, Department of					
Cash	2,570,703	2,936,641	3,072,639	3,438,141	4,013,459
Federal	880,699	885,563	2,159,477	1,002,009	1,270,090
Trust	30,859,572	31,363,655	31,913,823	32,525,828	34,615,215
	<u>34,310,974</u>	<u>35,185,859</u>	<u>37,145,939</u>	<u>36,965,978</u>	<u>39,898,764</u>
Land Surveyors, State Board of Examiners for					
Cash	45,782	54,977	41,506	52,732	36,933
Landscape Architects, Board of					
Cash	19,684	20,368	21,474	20,168	19,396
Legislative Council					
Cash	316,828	330,876	345,642	324,888	363,513
Library Commission, Nebraska					
Cash	179,085	372,387	347,367	373,110	226,241
Federal	33,580	44,794	125,752	116,850	233,590
Trust	59,201	58,491	60,217	68,641	73,292
	<u>271,866</u>	<u>475,672</u>	<u>533,336</u>	<u>558,601</u>	<u>533,123</u>
Liquor Control Commission, Nebraska					
Cash	65,356	69,432	74,571	75,311	86,688
Mexican-Americans, Commission on					
Cash	3,275	3,393	3,534	3,700	3,883
Military, Department of					
Cash	1,203,347	1,319,895	1,240,993	1,303,270	1,054,859
Construction				4	269
Federal	920,963	874,158	1,049,829	866,546	1,438,353
	<u>2,124,310</u>	<u>2,194,053</u>	<u>2,290,822</u>	<u>2,169,820</u>	<u>2,493,481</u>

State of Nebraska

SCHEDULE OF FUND EQUITY BY FUND TYPE (Continued)

As of June 30, 2004 through June 30, 2008

AGENCY	2004	2005	2006	2007	2008
Motor Vehicle Industry Licensing Board, Nebraska					
Cash	231,840	194,494	188,315	212,772	217,358
Motor Vehicles, Department of					
Cash	12,944,602	11,710,587	14,917,650	15,093,035	14,680,479
Federal	(101,876)	(121,348)	(287,674)	(169,696)	(173,371)
Trust	46,612	46,612	46,612	46,612	46,612
	12,889,338	11,635,851	14,676,588	14,969,951	14,553,720
Natural Resources, Department of					
Cash	3,217,392	3,627,362	2,626,430	1,713,467	10,548,898
Federal	183,281	91,270	117,381	125,047	133,545
	3,400,673	3,718,632	2,743,811	1,838,514	10,682,443
Oil and Gas Conservation Commission, Nebraska					
Cash	536,115	572,130	680,396	626,231	792,255
Federal	3,615	2,694	764	(32,641)	362
Trust	38,476	39,859	25,696	26,904	28,228
	578,206	614,683	706,856	620,494	820,845
Postsecondary Education, Coordinating Commission for					
Cash	49,078	76,722	114,891	3,282,119	6,292,427
Federal	6,463	6,695	20,412	22,979	21,097
Trust	23,264	27,093	25,676	14,164	14,861
	78,805	110,510	160,979	3,319,262	6,328,385
Power Review Board, Nebraska					
Cash	167,982	293,837	204,590	197,367	200,514
Public Accountancy, Nebraska State Board of					
Cash	480,588	569,694	639,547	620,884	618,321
Public Advocacy, Commission on					
Cash	468,179	769,589	1,243,664	1,622,319	1,657,193
Public Service Commission					
Cash	74,703,673	72,392,505	52,116,164	27,173,857	22,385,691
Trust	195,706	1,740,883			1,911,125
	74,899,379	74,133,388	52,116,164	27,173,857	24,296,816
Racing Commission, State					
Cash	262,654	168,462	270,882	310,725	268,076
Railway Council, Nebraska					
Revolving	3,192,202	3,016,844	3,142,831	-	-
Real Estate Appraiser Board					
Cash	387,192	401,235	393,319	394,621	362,805
Real Estate Commission, State					
Cash	795,154	898,857	893,858	716,227	545,120

State of Nebraska

SCHEDULE OF FUND EQUITY BY FUND TYPE (Continued)

As of June 30, 2004 through June 30, 2008

AGENCY	2004	2005	2006	2007	2008
Retirement Systems, Public Employees'					
Cash	1,010,509	1,583,774	1,705,796	1,216,945	621,729
Trust	5,094,907,746	6,046,296,278	7,661,836,385	9,167,164,660	8,758,526,695
	<u>5,095,918,255</u>	<u>6,047,880,052</u>	<u>7,663,542,181</u>	<u>9,168,381,605</u>	<u>8,759,148,424</u>
Revenue, Department of (2)					
Cash	5,689,695	9,804,611	9,775,119	9,598,528	21,294,447
Federal	17,839	18,480	19,211	20,114	21,104
Revolving	17,824	19,845	21,604	26,158	22,658
Trust	5,594,177	4,334,342	7,496,628	8,353,986	6,173,105
	<u>11,319,535</u>	<u>14,177,278</u>	<u>17,312,562</u>	<u>17,998,786</u>	<u>27,511,314</u>
Roads, Department of					
Cash	82,671,436	103,482,872	72,340,501	131,004,158	127,110,728
Revolving				3,290,575	2,850,806
	<u>82,671,436</u>	<u>103,482,872</u>	<u>72,340,501</u>	<u>134,294,733</u>	<u>129,961,534</u>
Rural Development Commission					
Cash	175	176	177	178	
Federal	11,795	36,843	26,635	22,912	
	<u>11,970</u>	<u>37,019</u>	<u>26,812</u>	<u>23,090</u>	<u>-</u>
Secretary of State					
Cash	12,579,755	20,768,551	10,040,660	10,197,969	9,198,718
Revolving	331,650	485,076	518,748	647,284	528,494
	<u>12,911,405</u>	<u>21,253,627</u>	<u>10,559,408</u>	<u>10,845,253</u>	<u>9,727,212</u>
State Colleges					
Cash	11,852,033	14,099,871	14,402,712	15,295,584	18,622,029
Federal	847,861	906,355	1,130,357	1,077,811	780,265
Revolving	5,171,088	3,614,842	3,427,548	3,604,157	3,477,153
Trust	(5,150,313)	(4,728,190)	(4,692,446)	(4,665,638)	(4,298,712)
	<u>12,720,669</u>	<u>13,892,878</u>	<u>14,268,171</u>	<u>15,311,914</u>	<u>18,580,735</u>
State Patrol, Nebraska					
Cash	6,472,207	5,232,645	5,969,412	8,859,875	9,734,029
Federal	(49,909)	(167,265)	(62,638)	(364,989)	(278,654)
Revolving					72,150
	<u>6,422,298</u>	<u>5,065,380</u>	<u>5,906,774</u>	<u>8,494,886</u>	<u>9,527,525</u>
State Treasurer					
General	173,997,425	401,769,274	563,809,876	590,713,877	580,036,325
Cash Reserve	87,028,337	177,167,720	273,616,789	516,087,790	545,545,798
Cash	3,653,083	(3,205,244)	(1,640,682)	875,470	1,639,618
Construction	782,837	833,036	6,121,780	2,961,522	65,961,087
Trust	75,828,758	81,891,706	82,790,307	92,151,931	90,737,258
	<u>341,290,440</u>	<u>658,456,492</u>	<u>924,698,070</u>	<u>1,202,790,590</u>	<u>1,283,920,086</u>
Status of Women, Nebraska Commission on the					
Cash	15,378	537	3,590	2,504	2,315
Supreme Court					
Cash	2,991,903	5,973,464	9,297,791	11,088,676	13,154,528
Federal	129,731	125,166	178,455	187,873	198,505
	<u>3,121,634</u>	<u>6,098,630</u>	<u>9,476,246</u>	<u>11,276,549</u>	<u>13,353,033</u>

State of Nebraska

SCHEDULE OF FUND EQUITY BY FUND TYPE (Continued)

As of June 30, 2004 through June 30, 2008

AGENCY	2004	2005	2006	2007	2008
Tax Equalization and Review Commission					
Cash	56,371	68,765	93,070	117,172	157,716
Technical Community Colleges, Nebraska					
Coordinating Commission for					
Cash	3,896	4,036	4,205	4,403	4,620
University of Nebraska					
Cash	98,244,265	111,673,176	105,410,677	141,251,513	132,761,975
Construction	807,739	814,594	1,341,472	725,992	331,284
Federal	12,705,195	10,199,777	8,273,723	12,704,587	8,159,972
Revolving	104,890,373	109,075,125	112,404,177	108,028,615	134,735,056
Trust	129,979,438	143,032,128	154,688,201	163,817,733	348,841,044
	<u>346,627,010</u>	<u>374,794,800</u>	<u>382,118,250</u>	<u>426,528,440</u>	<u>624,829,331</u>
Veterans' Affairs, Department of					
Cash			46	398	846
Construction			21,704	65,485	12,470
Trust	392,977	1,067,635	1,324,196	1,724,910	2,236,281
	<u>392,977</u>	<u>1,067,635</u>	<u>1,345,946</u>	<u>1,790,793</u>	<u>2,249,597</u>
Wheat Development, Utilization and Marketing Board, Nebraska					
Cash	926,433	922,062	926,117	727,014	996,400
Workers' Compensation Court, Nebraska					
Cash	6,664,506	7,988,149	9,827,815	11,828,560	13,369,105
Federal	95	95	95	95	95
Trust	6,287,232	4,929,369	3,345,224	6,688,119	6,915,342
	<u>12,951,833</u>	<u>12,917,613</u>	<u>13,173,134</u>	<u>18,516,774</u>	<u>20,284,542</u>
STATE TOTALS					
GENERAL	173,997,425	401,769,274	563,809,876	590,713,877	580,036,325
CASH RESERVE	87,028,337	177,167,720	273,616,789	516,087,790	545,545,798
CASH	592,722,435	633,656,298	601,893,132	720,451,554	787,163,275
CONSTRUCTION	1,593,095	1,647,630	7,484,956	3,753,003	66,305,110
FEDERAL	56,516,289	51,782,182	71,397,332	72,273,454	52,288,241
REVOLVING	159,377,922	168,842,306	181,886,049	176,345,858	207,425,390
TRUST	6,299,842,128	7,358,167,379	9,084,740,843	10,746,504,389	10,521,636,953
	<u>\$ 7,371,077,631</u>	<u>\$ 8,793,032,789</u>	<u>\$ 10,784,828,977</u>	<u>\$ 12,826,129,925</u>	<u>\$ 12,760,401,092</u>

(1) Health and Human Service Agencies of Finance and Support, Health and Human Services, and Regulation and Licensure were combined to form the Department of Health and Human Services on July 1, 2007.

(2) Department of Property Tax Assessment was merged into Department of Revenue on July 1, 2007.

State of Nebraska
SCHEDULE OF MAJOR AID PAYMENTS

For the years ended June 30, 2004 through June 30, 2008

PROGRAM	2004	2005	2006	2007	2008
Medicaid	\$ 1,301,789,439	\$ 1,354,055,081	\$ 1,370,480,672	\$ 1,437,505,164	\$ 1,453,517,107
Education Aid (1)	914,858,091	939,743,093	1,030,165,452	1,128,450,731	1,205,909,054
Welfare Client Eligibility & Service Vendor Payments	278,984,558	293,592,885	321,891,163	311,458,989	331,242,332
Higher Education Aid Payments and Scholarships	224,490,083	240,037,842	249,597,050	263,180,078	281,880,547
Property Tax Credit	-	-	-	-	104,393,442
Behavioral Health Aid	57,872,648	62,522,826	68,630,328	78,507,048	101,283,360
Aid to Community Colleges	62,376,556	62,887,646	65,312,215	68,566,476	84,066,476
Community Mental Retardation Programs	52,755,467	58,548,572	61,820,752	68,759,978	72,918,405
Governor's Emergency Program	5,999,520	12,045,823	6,829,406	67,103,092	70,741,340
Aid to Local Government for Homestead Exemption	46,566,167	50,455,089	53,724,132	56,749,803	62,355,697
Universal Service Fund	64,954,759	68,699,673	77,854,360	78,980,184	56,640,902
Public Transportation Systems	5,242,289	5,203,318	26,588,188	48,875,191	54,478,820
Community Health Programs	43,227,921	44,750,703	44,991,144	45,446,700	52,735,361
Children's Health Insurance	42,429,360	41,670,356	42,588,197	43,751,691	44,991,405
Wastewater Treatment and Related Construction	26,661,228	34,534,613	50,146,205	48,252,891	32,466,981
Aid to Local Entities from Temporary School Fund	23,677,358	24,509,930	23,389,161	38,036,916	32,007,363
Economic Development	26,394,124	23,953,625	23,492,289	22,941,352	25,010,176
Public Employee Retirement-def. benefit plans	15,926,774	17,048,011	17,796,465	32,202,873	19,134,688
Airport Construction and Development	15,379,096	16,578,002	17,966,347	18,037,114	16,653,130
Municipal Equalization	12,850,239	14,483,589	14,757,700	15,305,769	16,365,375
Programs for the Aged	14,961,274	15,358,711	14,903,173	15,108,784	15,529,378
Biomedical Research	10,000,000	10,000,000	12,000,000	12,000,000	14,000,000
Public Health Aid	8,613,083	8,525,882	9,021,509	11,217,620	12,303,663
Aid to Municipalities	11,313,762	11,257,193	11,257,193	11,257,193	11,257,193
Water Conservation and Resource Development	7,540,315	10,719,352	8,186,122	17,820,759	10,434,541
Aid to Local Taxing Entities from Highway Tax Fund	7,934,753	7,627,225	7,393,500	8,602,720	8,933,755
Enhanced Wireless 911 Fund	3,290,816	2,846,159	4,516,384	5,051,854	8,774,103
Civil Defense	12,362,999	16,335,123	19,914,618	17,214,031	8,712,286
Energy Grants	7,723,007	7,905,290	8,669,346	10,262,733	8,532,835
Environmental Trust Act	5,995,247	6,640,753	8,269,979	7,599,937	7,351,014
Vocational Rehabilitation	4,864,301	6,125,943	5,892,269	6,277,228	6,453,215
Division of Employment	9,754,828	9,197,667	7,945,503	7,664,541	6,444,661
Drinking Water Loan Program	13,495,824	13,955,695	12,478,240	6,488,143	5,495,843
Cancer Research Aid	2,847,983	2,909,719	2,398,352	2,674,850	5,282,902
Aid to Counties	4,990,820	4,965,866	4,965,866	4,965,866	4,965,866
Highway Safety and Enforcement Standards	2,994,508	3,237,047	3,034,428	3,817,850	4,205,645
Law Enforcement & Criminal Justice	7,450,224	7,696,919	5,274,104	4,588,033	4,067,789
Jail Reimbursement Aid	3,519,000	3,501,405	3,501,405	3,910,000	3,910,000
Industry Recruitment	2,384,491	1,057,700	3,173,488	2,909,853	3,414,897
State Fair Support	-	-	2,012,201	2,886,515	2,884,067
OASDI Disability Determination	2,551,047	2,713,598	2,624,293	2,293,261	2,754,385
Convention Center Financing	318,747.00	997,550.00	450,389.00	799,636.00	2,671,927
All Other	130,787,761	118,940,045	104,113,973	54,292,138	37,320,777
TOTAL AID PAYMENTS	\$ 3,498,130,468	\$ 3,637,835,519	\$ 3,830,017,561	\$ 4,091,815,585	\$ 4,314,492,703
FUND TYPE CLASSIFICATION:					
GENERAL	\$ 1,599,915,228	\$ 1,715,051,759	\$ 1,855,720,956	\$ 1,977,705,542	\$ 2,097,113,820
CASH	226,415,266	228,467,181	276,041,718	303,587,741	408,245,000
CONSTRUCTION	-	2,602	7,000	-	-
FEDERAL	1,515,057,249	1,525,729,089	1,484,897,666	1,579,734,728	1,588,625,462
REVOLVING	7,620,076	7,961,474	7,985,368	9,944,953	11,145,439
TRUST	149,122,649	160,623,414	205,364,853	220,842,621	209,362,982
TOTAL	\$ 3,498,130,468	\$ 3,637,835,519	\$ 3,830,017,561	\$ 4,091,815,585	\$ 4,314,492,703

Note (1) Special Education and State Aid to Schools have been consolidated into Education Aid

State of Nebraska

**SCHEDULE OF TOTAL EXPENDITURES
BY AGENCY - ALL FUNDS**

For the years ended June 30, 1999 through June 30, 2008

2008 Rank	AGENCY	1999	2000	2001	2002	2003	2004	2005	2006	2007	2008
1	Health and Human Services, Department of (1)	\$ 1,643,109,559	\$ 1,787,188,860	\$ 1,933,615,156	\$ 2,141,045,544	\$ 2,193,258,737	\$ 2,278,499,519	\$ 2,402,250,515	\$ 2,464,527,781	\$ 2,547,412,964	\$ 2,619,232,450
2	Education, State Department of	951,588,728	953,819,814	946,594,123	1,059,263,451	1,077,680,487	1,082,380,368	1,104,174,152	1,180,702,260	1,241,407,752	1,301,795,403
3	Roads, Department of	493,763,594	561,352,097	484,353,353	534,475,578	557,983,005	595,602,829	617,528,066	643,812,397	558,418,758	633,520,869
4	Retirement Systems, Public Employees'	129,258,556	142,877,123	162,370,183	173,370,945	200,148,989	220,880,952	257,161,585	313,584,651	392,798,634	436,957,347
5	Administrative Services	220,495,921	211,344,914	178,152,661	220,948,042	284,171,890	297,162,339	324,969,160	326,614,897	353,883,150	362,259,362
6	Revenue, Department of (2)	97,557,563	104,435,988	134,526,212	111,859,285	113,773,576	119,614,378	123,029,879	131,347,012	136,546,141	256,283,498
7	Correctional Services, Department of	102,900,367	148,492,551	146,248,136	143,432,831	148,585,150	154,263,965	160,212,736	165,451,485	175,799,139	179,063,647
8	Military, Department of	31,044,147	20,487,670	18,285,931	20,130,232	21,941,724	40,230,433	54,897,200	48,094,446	104,622,175	119,056,326
9	Technical Community Colleges, Nebraska Coordinating Commission for	48,204,091	86,558,722	94,533,649	65,423,988	65,843,721	62,376,556	62,887,646	65,312,215	68,566,476	84,066,476
10	Supreme Court	45,976,281	47,883,161	52,657,249	56,582,667	59,303,379	59,924,057	60,712,640	64,136,615	71,173,748	78,267,334
11	Public Service Commission	3,535,657	28,493,205	40,450,489	51,615,646	62,701,031	73,073,147	77,505,524	89,512,801	89,561,095	71,627,802
12	Game and Parks Commission	52,692,573	57,371,173	58,451,464	66,842,162	67,251,975	61,528,592	63,394,255	67,559,034	69,792,490	70,839,882
13	State Patrol, Nebraska	43,106,688	44,252,801	45,723,740	47,920,975	52,486,238	54,136,885	58,315,022	62,268,393	65,427,883	68,115,347
14	Environmental Quality, Department of	43,967,138	53,349,262	61,095,427	67,453,420	76,475,387	68,577,044	78,503,840	93,028,158	85,764,748	67,737,925
15	State Treasurer	60,263,098	58,358,717	58,610,282	59,007,203	47,031,530	40,107,416	42,376,393	191,403,892	46,853,202	53,234,993
16	Labor, Department of	37,827,030	36,430,042	38,407,521	43,227,322	40,690,236	54,128,069	43,459,566	44,170,734	45,004,025	42,527,620
17	Economic Development, Department of	33,204,591	39,929,556	39,571,863	38,626,980	39,174,059	37,148,133	34,046,394	36,273,579	35,489,962	38,877,654
18	Motor Vehicles, Department of	17,369,362	14,798,450	17,557,928	20,070,586	16,780,446	21,094,590	25,452,819	22,167,960	21,236,038	22,485,487
19	Aeronautics, Department of	15,171,739	16,842,984	17,876,620	27,067,731	20,491,065	18,307,045	19,006,855	20,660,254	21,976,695	19,587,312
20	Natural Resources, Department of (3)	16,177,207	18,251,618	19,213,095	18,948,116	20,325,179	15,158,967	19,290,548	17,801,168	26,837,194	18,960,818
21	Educational Telecommunications Commission, Nebraska	10,611,706	10,852,761	18,979,810	19,481,902	31,994,914	27,239,875	22,857,610	20,264,021	18,858,858	18,502,006
22	Agriculture, Department of	11,237,785	12,104,744	13,900,864	14,651,457	14,401,642	13,386,372	13,953,346	14,346,118	19,256,395	17,077,584
23	Criminal Justice, Commission on Law Enforcement and	14,118,785	17,092,802	21,290,496	18,254,486	16,605,435	14,672,454	14,888,477	15,289,469	15,523,436	16,989,075
24	Legislative Council	12,944,527	12,576,361	13,641,499	14,116,987	15,043,098	13,811,078	14,467,428	15,158,180	16,668,318	16,604,769
25	Insurance, Department of	11,215,353	12,173,108	13,849,257	17,710,342	14,890,825	20,224,666	22,664,139	20,563,855	22,665,775	16,518,037
26	Postsecondary Education, Coordinating Commission for	5,971,327	6,901,510	7,330,054	8,674,177	7,867,633	10,189,971	10,007,949	11,746,953	12,329,787	14,445,597
27	Governor	10,482,024	13,236,626	15,048,650	14,261,005	12,156,678	10,364,960	10,597,801	11,507,763	13,174,579	11,542,844
28	Attorney General	4,136,479	4,254,858	4,586,055	5,299,839	5,278,815	6,251,687	8,547,937	9,472,381	11,315,008	11,378,987
29	Educational Lands and Funds, Board of	2,895,455	2,824,880	2,842,100	5,550,345	7,912,758	8,824,314	9,016,776	9,091,136	9,543,040	9,871,497
30	Secretary of State	4,338,650	4,299,012	4,103,495	4,326,187	4,598,500	4,772,933	6,223,387	10,501,728	5,957,988	6,850,050
31	Historical Society, Nebraska State	4,681,459	4,781,694	5,560,077	5,696,857	5,703,401	5,108,073	5,378,068	5,587,785	5,932,677	6,188,885
32	Banking and Finance, Department of	3,771,984	3,968,945	4,236,217	4,137,548	4,133,460	4,271,124	4,680,244	4,841,624	5,279,549	5,907,665
33	Library Commission, Nebraska	4,476,469	4,753,505	4,747,282	4,778,736	4,705,067	4,329,644	4,791,191	5,052,723	5,287,354	5,722,469
34	Workers' Compensation Court, Nebraska	4,709,316	4,735,223	4,494,011	4,654,472	5,083,718	5,267,573	5,252,457	5,255,101	5,348,830	5,546,378
35	Fire Marshal, State	3,646,050	3,742,637	3,741,674	3,906,583	3,861,451	4,232,827	4,838,965	4,582,624	4,812,229	4,875,273
36	Blind and Visually Impaired, Commission for	-	-	3,673,850	3,728,163	3,809,587	3,830,156	4,119,261	3,687,998	3,954,513	4,310,348
37	Brand Committee, Nebraska	3,095,030	3,186,116	3,266,797	3,323,117	3,533,610	3,423,748	3,392,893	3,551,943	3,889,856	3,851,158
38	Public Advocacy, Commission on	1,252,024	1,430,034	1,516,239	1,526,329	2,270,356	2,647,107	2,565,565	2,788,795	3,067,688	3,337,213
39	Auditor of Public Accounts	1,969,025	2,187,076	2,722,069	2,609,825	2,660,579	2,435,226	2,577,307	2,980,051	3,190,731	3,324,398
40	Corn Development, Utilization and Marketing Board, Nebraska	2,604,533	2,606,696	2,996,930	2,457,306	2,718,077	2,574,534	2,795,857	2,937,145	2,861,551	3,046,495
41	Agriculture, State Board of	203,242	254,205	243,967	348,824	457,384	-	155,601	2,012,201	2,886,515	2,884,067
42	Arts Council, Nebraska	2,175,451	3,072,345	2,505,599	2,234,134	1,846,160	2,682,999	2,114,395	2,488,409	2,774,525	2,423,827
43	Equal Opportunity Commission	1,748,671	2,034,338	2,120,782	2,157,326	1,984,429	2,139,800	1,953,423	1,972,369	2,082,046	1,956,359
44	Foster Care Review Board, State	1,262,616	1,376,486	1,544,568	1,722,979	1,799,790	1,775,300	1,483,992	1,565,619	1,648,527	1,651,871
45	Investment Council, Nebraska	726,677	739,205	739,031	877,402	886,436	1,098,441	1,092,696	1,133,700	1,187,080	1,586,084
46	Veterans' Affairs, Department of	1,932,622	1,985,665	2,164,997	1,945,728	1,799,595	1,619,707	1,539,575	1,602,853	1,675,704	1,534,671
47	Electrical Board, Nebraska	921,731	862,841	963,107	1,073,630	1,218,256	1,200,024	1,229,525	1,213,637	1,290,672	1,426,368
48	Dairy Industry Development Board	401,936	1,243,043	1,241,967	1,157,252	1,154,076	1,075,540	1,040,061	1,076,039	1,105,600	1,036,396
49	Real Estate Commission, State	824,127	773,453	828,090	792,572	861,085	864,361	909,755	930,654	999,385	993,217
50	Wheat Development, Utilization and Marketing Board, Nebraska	994,947	1,077,217	1,065,536	1,026,269	670,714	748,428	859,120	963,715	995,615	953,089
51	Racing Commission, State	631,962	860,818	747,149	808,173	793,266	814,012	806,521	801,336	842,536	906,223

State of Nebraska

**SCHEDULE OF TOTAL EXPENDITURES
BY AGENCY - ALL FUNDS (Continued)**

For the years ended June 30, 1999 through June 30, 2008

2008 Rank	AGENCY	1999	2000	2001	2002	2003	2004	2005	2006	2007	2008
52	Deaf/Hard of Hearing, Commission for the	576,832	620,197	738,780	732,260	691,328	616,314	698,989	754,087	785,782	901,147
53	Liquor Control Commission, Nebraska	743,074	746,512	814,417	811,966	769,215	776,772	873,675	804,249	944,332	863,593
54	Tax Equalization and Review Commission	473,429	529,119	578,745	640,681	756,635	679,128	686,096	694,953	784,046	757,530
55	Pardons, Board of	552,162	548,957	602,939	621,974	625,344	651,125	619,860	677,840	690,852	695,453
56	Engineers and Architects, Board of Examiners for Professional	308,447	373,473	362,766	382,312	457,216	454,866	566,092	653,637	608,407	680,985
57	Motor Vehicle Industry Licensing Board, Nebraska	469,205	466,030	500,888	504,569	501,258	548,633	570,474	590,521	608,561	621,698
58	Oil and Gas Conservation Commission, Nebraska	427,511	427,675	457,050	592,458	551,654	510,022	562,202	596,450	602,826	602,494
59	Accountability and Disclosure Commission, Nebraska	410,438	345,706	427,014	491,760	406,888	480,181	443,211	564,987	614,773	513,400
60	Ethanol Board, Nebraska	408,663	535,734	593,599	627,558	464,490	571,567	576,959	465,050	580,818	482,860
61	Public Accountancy, Nebraska State Board of	461,408	419,899	354,854	358,434	399,149	332,925	319,695	346,830	390,671	380,849
62	Dry Bean Commission	258,089	332,410	316,856	281,029	318,211	280,456	265,529	256,976	233,193	300,786
63	Real Estate Appraiser Board	134,309	138,881	157,187	154,511	153,332	166,249	198,480	212,327	249,452	294,521
64	Power Review Board, Nebraska	167,076	135,794	189,163	242,894	243,753	234,158	251,892	233,499	264,796	291,002
65	Industrial Relations, Commission of	180,715	175,411	210,828	202,688	208,068	209,941	212,363	238,759	242,901	241,511
66	Mexican-Americans, Commission on	138,577	117,078	197,461	152,507	143,836	191,698	204,476	173,017	190,535	212,991
67	Indian Affairs, Commission on	171,442	153,569	169,816	172,099	181,177	163,716	175,494	183,467	191,420	190,304
68	Lieutenant Governor	91,518	85,425	88,563	96,175	99,109	105,725	113,252	120,141	134,629	145,154
69	Grain Sorghum Development, Utilization and Marketing Board	348,941	333,758	396,167	261,153	212,811	182,737	149,102	133,764	137,043	128,215
70	Barber Examiners, Board of	97,703	100,913	106,258	103,419	102,526	106,027	108,738	112,187	114,816	113,547
71	Abstracters, Board of Examiners	20,647	27,574	24,663	28,288	27,245	32,077	33,786	31,544	40,165	39,001
72	Geologists, Board of	-	31,141	19,701	18,508	17,854	15,786	17,005	22,763	28,148	32,045
73	Land Surveyors, State Board of Examiners for	13,874	19,607	18,624	20,979	22,684	21,019	24,758	20,598	24,417	23,037
74	Landscape Architects, State Board of	7,501	4,549	6,789	6,711	8,371	8,152	8,933	10,482	12,435	18,555
75	Status of Women, Nebraska Commission on the	191,037	207,083	216,214	211,748	184,101	92,313	72,808	120,677	147,799	12,476
-	Rural Development Commission	424,697	472,171	458,260	432,976	242,112	17,148	48,625	19,926	7,360	-
-	Railway Council, Nebraska	170	192	1,553	4,160	1,843	2,145	410	-	-	-
Sub-Total:		\$ 4,224,273,318	\$ 4,581,855,770	\$ 4,722,996,456	\$ 5,148,756,473	\$ 5,356,588,809	\$ 5,543,523,098	\$ 5,823,779,021	\$ 6,251,436,388	\$ 6,373,608,813	\$ 6,756,283,606
State Colleges		66,737,431	66,095,628	81,102,148	85,396,408	89,439,574	85,543,353	93,797,330	94,004,868	102,779,150	121,260,614
University of Nebraska		1,117,713,914	1,152,884,137	1,253,941,845	1,348,678,141	1,361,346,088	1,475,095,033	1,578,137,761	1,630,084,994	1,687,628,266	1,834,450,448
Total:		\$ 5,408,724,663	\$ 5,800,835,535	\$ 6,058,040,449	\$ 6,582,831,022	\$ 6,807,374,471	\$ 7,104,161,484	\$ 7,495,714,112	\$ 7,975,526,250	\$ 8,164,016,229	\$ 8,711,994,668
% Change from Previous Year		11%	7%	4%	9%	3%	4%	6%	6%	2%	7%

(1) Health and Human Service Agencies of Finance and Support, Health and Human Services, and Regulation and Licensure were combined to form the Department of Health and Human Services on July 1, 2007.

(2) Department of Property Tax Assessment was merged into Department of Revenue on July 1, 2007.

(3) Includes the activity of the Water Resources Department and the Natural Resources Commission for the years of 1998, 1999 and 2000.

State of Nebraska

SCHEDULE OF TOTAL PERSONAL SERVICE EXPENDITURES BY AGENCY - ALL FUNDS

For the years ended June 30, 1999 through June 30, 2008

2008 Rank	AGENCY	1999	2000	2001	2002	2003	2004	2005	2006	2007	2008
1	Health and Human Services, Department of (1)	\$ 205,972,883	\$ 213,833,934	\$ 221,510,375	\$ 230,459,621	\$ 240,489,006	\$ 257,079,193	\$ 265,069,784	\$ 276,529,878	\$ 288,285,882	\$ 287,055,222
2	Roads, Department of	91,208,391	92,885,391	99,304,844	103,165,214	107,598,677	109,825,437	111,070,305	114,931,629	119,519,208	123,903,871
3	Correctional Services, Department of	57,676,298	61,201,906	66,137,620	77,498,429	88,148,142	92,905,026	96,144,514	99,606,423	105,518,713	110,758,540
4	Supreme Court	40,003,116	42,323,348	45,876,482	50,455,982	52,846,066	53,491,236	54,441,653	57,220,589	61,061,996	65,229,476
5	State Patrol, Nebraska	31,456,873	31,429,092	33,262,423	35,688,561	38,069,716	40,005,708	41,695,346	44,384,438	47,615,543	50,115,447
6	Administrative Services	34,907,502	33,561,228	35,885,975	38,815,406	40,473,526	34,526,904	35,071,921	36,753,396	38,434,983	36,281,535
7	Game and Parks Commission	22,737,594	23,771,907	25,134,364	26,548,211	28,548,757	29,122,941	29,770,219	30,536,703	31,848,626	33,140,552
8	Education, State Department of	21,980,432	21,420,582	22,470,874	23,775,117	25,111,618	25,637,249	26,701,466	28,344,826	29,695,708	30,672,415
9	Revenue, Department of (2)	19,406,170	20,250,491	21,565,848	22,149,399	22,580,328	22,976,712	23,389,195	24,717,961	26,332,038	26,881,552
10	Labor, Department of	19,715,990	19,640,912	18,545,972	19,059,386	20,778,155	20,932,367	21,374,499	21,727,052	23,424,747	24,157,380
11	Legislative Council	9,759,445	9,739,611	10,400,061	11,329,546	12,373,870	11,811,843	12,109,698	12,793,216	13,674,375	14,254,172
12	Environmental Quality, Department of	9,047,825	9,650,219	9,979,451	10,769,123	11,023,572	11,532,887	11,899,632	12,660,719	12,936,385	13,385,107
13	Agriculture, Department of	6,777,121	7,101,222	7,487,279	7,747,650	7,885,074	7,873,450	8,036,467	8,445,935	8,826,866	9,015,666
14	Motor Vehicles, Department of	6,685,555	6,739,883	6,875,171	7,174,800	7,606,783	7,771,221	7,939,316	8,385,427	8,705,754	9,006,599
15	Military, Department of	5,184,388	5,254,445	5,610,415	5,576,566	5,905,513	6,737,798	6,840,626	7,299,002	7,932,393	7,813,592
16	Insurance, Department of	4,354,191	4,285,968	4,437,990	4,440,583	4,687,536	5,020,846	5,393,024	5,925,327	6,158,324	6,458,913
17	Attorney General	3,183,943	3,397,756	3,663,798	3,943,482	4,029,048	4,579,828	5,628,129	5,835,160	6,260,070	6,436,382
18	Natural Resources, Department of (3)	3,915,150	4,038,344	4,314,108	4,459,263	4,715,894	5,022,615	5,430,824	5,641,863	5,816,586	6,111,459
19	Economic Development, Department of	3,424,563	3,466,786	3,654,115	3,911,041	3,864,866	4,042,623	4,243,889	4,377,210	4,591,007	4,736,769
20	Educational Telecommunications Commission, Nebraska	3,138,279	3,392,711	3,602,381	3,999,530	4,199,559	4,070,741	4,048,438	4,124,785	4,290,474	4,386,938
21	Banking and Finance, Department of	3,012,386	3,242,317	3,393,418	3,377,999	3,372,401	3,505,629	3,695,062	3,906,530	4,095,616	4,276,805
22	Historical Society, Nebraska State	3,431,550	3,438,438	3,669,356	3,828,467	3,880,802	3,715,404	3,726,895	3,920,622	4,079,892	3,963,439
23	Fire Marshal, State	2,770,169	2,733,673	2,817,430	2,980,162	3,009,728	3,080,358	3,401,866	3,391,547	3,610,523	3,746,984
24	Workers' Compensation Court, Nebraska	2,253,604	2,403,253	2,534,201	2,664,605	2,835,819	2,833,540	2,912,180	3,084,730	3,236,421	3,458,918
25	Public Service Commission	1,922,844	2,211,535	2,282,219	2,489,367	2,553,062	2,644,643	2,807,835	3,130,333	3,246,893	3,432,304
26	Brand Committee, Nebraska	2,575,789	2,702,867	2,733,956	2,765,375	2,936,027	2,893,667	2,838,050	2,974,805	3,219,751	3,186,498
27	State Treasurer	439,050	454,663	609,880	1,743,608	1,776,640	1,787,777	2,301,566	2,622,065	2,879,735	2,946,524
28	Auditor of Public Accounts	1,258,213	1,324,709	1,609,981	1,641,112	1,667,014	1,617,794	1,778,337	2,450,428	2,487,054	2,873,555
29	Blind and Visually Impaired, Commission for			1,913,479	2,107,475	2,198,664	2,345,956	2,450,292	2,345,830	2,440,511	2,496,696
30	Governor	2,187,249	1,980,078	2,085,178	2,230,127	2,259,158	2,212,793	2,234,448	2,340,165	2,435,707	2,431,518
31	Criminal Justice, Commission on Law Enforcement and	1,626,365	1,662,733	1,652,702	1,710,582	1,806,769	1,976,361	2,052,531	2,186,566	2,346,635	2,361,855
32	Library Commission, Nebraska	1,647,661	1,706,503	1,731,938	1,854,418	1,932,046	1,903,125	1,962,567	2,140,215	2,223,920	2,336,863
33	Retirement Systems, Public Employees'	1,224,559	1,323,915	1,668,385	1,840,224	1,971,326	1,987,165	2,059,194	2,124,050	2,199,041	2,247,616
34	Secretary of State	1,293,199	1,461,130	1,549,611	1,676,400	1,767,640	1,936,936	1,918,331	1,939,904	2,071,196	2,102,451
35	Educational Lands and Funds, Board of	1,604,457	1,638,496	1,675,265	1,751,898	1,788,357	1,804,750	1,841,677	1,781,610	1,891,989	1,999,867
36	Equal Opportunity Commission	1,313,677	1,518,911	1,625,274	1,617,906	1,540,540	1,540,503	1,566,479	1,588,616	1,708,816	1,546,563
37	Aeronautics, Department of	1,233,873	1,273,143	1,319,221	1,345,576	1,352,899	1,287,348	1,362,646	1,453,508	1,501,004	1,549,731
38	Foster Care Review Board, State	999,317	1,057,818	1,168,250	1,318,984	1,409,292	1,408,256	1,213,463	1,252,276	1,357,776	1,350,931
39	Postsecondary Education, Coordinating Commission for	828,369	861,790	845,684	897,551	845,640	908,697	947,922	988,963	1,130,675	1,144,951
40	Electrical Board, Nebraska	633,801	666,671	719,573	823,851	920,349	946,331	963,010	929,082	989,221	1,092,560
41	Public Advocacy, Commission on	503,773	537,003	560,077	634,535	664,085	688,192	698,656	742,098	774,469	813,012
42	Tax Equalization and Review Commission	331,465	360,429	397,414	452,743	542,768	575,788	599,641	613,401	668,327	659,010
43	Deaf/Hard of Hearing, Commission for the	402,791	415,054	441,562	483,628	512,299	482,080	506,483	539,841	594,241	654,956
44	Pardons, Board of	504,754	506,860	539,856	565,354	587,808	599,292	582,220	626,290	640,098	649,534
45	Liquor Control Commission, Nebraska	538,512	566,250	581,080	569,589	572,388	591,730	570,446	604,092	652,315	647,544
46	Real Estate Commission, State	458,880	484,612	511,764	494,657	512,799	529,042	542,362	558,584	580,610	607,348
47	Veterans' Affairs, Department of	488,113	494,823	515,465	505,725	499,470	553,992	595,142	611,009	624,806	604,963
48	Investment Council, Nebraska	356,638	370,480	363,917	369,045	431,741	482,817	493,728	530,804	577,020	588,318
49	Arts Council, Nebraska	482,872	466,952	483,639	507,717	419,367	451,681	432,144	492,417	526,342	523,932
50	Racing Commission, State	357,756	372,576	397,876	429,032	446,779	442,944	490,553	453,318	459,819	510,018
51	Motor Vehicle Industry Licensing Board, Nebraska	331,370	347,301	371,994	390,937	397,392	419,148	449,252	472,916	492,073	508,280

State of Nebraska

**SCHEDULE OF TOTAL PERSONAL SERVICE EXPENDITURES
BY AGENCY - ALL FUNDS (Continued)**

For the years ended June 30, 1999 through June 30, 2008

2008 Rank	AGENCY	1999	2000	2001	2002	2003	2004	2005	2006	2007	2008
52	Oil and Gas Conservation Commission, Nebraska	334,367	334,083	354,858	378,667	400,063	411,417	415,491	434,957	454,964	475,026
53	Accountability and Disclosure Commission, Nebraska	302,067	300,231	317,292	329,555	345,785	353,840	379,273	392,231	413,084	460,977
54	Corn Development, Utilization and Marketing Board, Nebraska	243,498	262,833	279,093	278,078	276,832	310,349	339,597	363,467	375,083	386,990
55	Engineers and Architects, Board of Examiners for Professional	153,551	172,464	198,813	207,396	217,712	226,240	259,892	376,602	333,371	341,789
56	Ethanol Board, Nebraska	238,234	245,586	238,704	250,151	270,027	270,695	272,728	286,133	301,759	310,372
57	Public Accountancy, Nebraska State Board of	158,965	155,460	165,687	180,045	165,662	185,688	190,794	204,584	212,715	219,677
58	Power Review Board, Nebraska	132,741	102,036	113,280	147,847	167,523	172,149	178,209	173,767	194,366	202,959
59	Industrial Relations, Commission of	143,395	139,376	160,748	160,057	166,647	171,579	176,456	187,819	195,439	199,763
60	Mexican-Americans, Commission on	79,640	65,520	87,003	108,757	104,018	116,551	124,049	116,622	126,778	160,046
61	Indian Affairs, Commission on	102,393	95,929	103,955	109,122	143,268	127,572	128,513	154,345	141,454	159,460
62	Wheat Development, Utilization and Marketing Board, Nebraska	173,103	179,376	184,932	195,038	167,489	170,760	114,716	119,252	130,617	146,326
63	Lieutenant Governor	72,446	71,858	76,095	78,417	86,730	96,450	98,446	99,370	110,841	125,306
64	Real Estate Appraiser Board	82,395	79,153	93,526	97,711	99,545	103,340	117,710	100,237	119,571	124,841
65	Barber Examiners, Board of	86,298	89,040	94,650	87,347	88,621	89,236	93,792	98,370	96,831	96,988
66	Grain Sorghum Development, Utilization and Marketing Board	89,410	90,545	95,647	87,070	86,104	83,867	54,035	56,278	58,711	60,212
67	Dry Bean Commission							28,499	31,552	33,027	34,460
68	Abstracters, Board of Examiners	11,780	13,934	15,082	16,971	17,285	17,664	17,921	19,406	19,687	20,585
-	Status of Women, Nebraska Commission on the	138,986	128,144	120,516	146,452	125,398	70,170	53,508	65,313	50,263	
-	Rural Development Commission	264,803	269,114	267,365	265,017	173,155	22	3,810	590		
-	Railway Council, Nebraska			129	388		129				
-	Landscape Architects, State Board of	2,394	1,423								
	Sub-Total:	\$ 640,359,231	\$ 658,766,824	\$ 695,456,566	\$ 740,159,645	\$ 781,448,639	\$ 806,098,082	\$ 829,341,362	\$ 866,319,049	\$ 910,040,735	\$ 930,680,908
	State Colleges	37,187,797	39,048,550	40,750,215	42,793,694	44,248,576	43,397,836	45,080,031	48,446,188	51,789,369	54,868,190
	University of Nebraska	560,699,842	591,001,371	627,089,600	685,104,270	723,177,202	726,861,174	761,620,624	808,969,538	847,588,333	899,997,633
	Total:	\$ 1,238,246,870	\$ 1,288,816,745	\$ 1,363,296,381	\$ 1,468,057,609	\$ 1,548,874,417	\$ 1,576,357,092	\$ 1,636,042,017	\$ 1,723,734,775	\$ 1,809,418,437	\$ 1,885,546,731
	% Change from Previous Year	4%	4%	6%	8%	6%	2%	4%	5%	5%	4%

(1) Health and Human Service Agencies of Finance and Support, Health and Human Services, and Regulation and Licensure were combined to form the Department of Health and Human Services on July 1, 2007.

(2) Department of Property Tax Assessment was merged into Department of Revenue on July 1, 2007.

(3) Includes the activity of the Water Resources Department and the Natural Resources Commission for the years of 1998, 1999 and 2000.

State of Nebraska

**SCHEDULE OF TOTAL OPERATING EXPENDITURES
BY AGENCY - ALL FUNDS**

For the years ended June 30, 1999 through June 30, 2008

2008		1999	2000	2001	2002	2003	2004	2005	2006	2007	2008
Rank	AGENCY										
1	Retirement Systems, Public Employees'	\$ 113,802,186	\$ 127,007,121	\$ 145,950,288	\$ 156,184,366	\$ 181,183,902	\$ 200,662,762	\$ 235,365,304	\$ 291,094,337	\$ 355,763,802	\$ 410,975,985
2	Administrative Services	161,004,570	140,912,195	111,219,597	146,627,084	229,388,262	248,911,568	273,556,749	273,956,774	300,803,412	306,292,032
3	Health and Human Services, Department of (1)	144,762,560	154,549,384	165,939,869	187,983,934	173,006,586	185,528,452	228,426,510	221,732,853	213,918,458	218,470,224
4	Roads, Department of	57,631,903	55,622,748	74,203,630	79,126,028	84,674,787	89,788,455	87,705,995	89,952,877	90,846,383	108,472,451
5	Correctional Services, Department of	34,038,438	36,980,337	46,807,253	51,767,987	49,131,978	50,335,730	54,559,930	58,456,207	60,964,377	61,808,114
6	Revenue, Department of (2)	29,960,494	32,587,314	30,480,804	30,731,836	31,400,700	36,591,449	33,916,366	37,246,460	37,446,686	44,083,081
7	Game and Parks Commission	12,787,833	12,667,216	14,206,222	14,374,957	14,313,496	15,511,791	17,324,313	19,058,671	21,939,776	23,752,791
8	Education, State Department of	11,244,652	12,721,736	13,484,303	14,655,500	14,411,590	15,689,854	18,707,520	16,986,260	18,311,808	20,945,634
9	State Treasurer	17,457,621	15,133,243	16,033,253	16,910,889	9,150,692	8,200,147	9,243,024	158,715,824	11,773,861	16,307,452
10	Environmental Quality, Department of	15,141,766	13,349,107	12,832,464	19,908,426	22,622,980	16,372,075	17,405,246	16,946,059	17,530,467	15,850,713
11	Military, Department of	3,263,969	3,981,367	4,338,956	3,847,999	5,091,643	5,814,518	10,466,253	13,712,848	9,589,117	13,686,948
12	Educational Telecommunications Commission, Nebraska	4,654,031	4,794,879	13,091,690	13,390,998	20,825,380	20,511,977	17,288,963	14,863,951	13,405,378	12,766,073
13	State Patrol, Nebraska	7,212,546	8,593,841	8,559,156	8,183,402	8,873,419	8,745,621	11,205,622	10,447,103	11,367,765	12,288,602
14	Supreme Court	4,424,790	4,003,727	5,148,881	4,653,090	5,046,649	5,149,194	5,003,914	5,297,639	5,979,513	10,584,343
15	Labor, Department of	8,215,600	8,173,516	10,867,047	13,025,068	8,303,081	22,431,056	10,148,412	13,003,136	12,655,339	10,190,502
16	Insurance, Department of	6,433,776	7,461,119	9,011,113	13,035,141	9,890,094	14,861,393	16,920,106	14,316,057	16,162,304	9,772,819
17	Motor Vehicles, Department of	9,135,634	6,200,928	8,087,874	10,128,019	6,351,215	10,069,935	13,783,810	10,232,428	8,113,492	8,867,300
18	Educational Lands and Funds, Board of	794,659	769,539	757,033	3,213,772	5,757,880	6,423,408	6,792,103	7,222,069	7,612,752	7,738,834
19	Criminal Justice, Commission on Law Enforcement and	1,501,564	2,124,935	2,103,662	2,128,962	2,413,314	2,006,167	1,982,751	3,524,004	4,063,398	6,058,264
20	Agriculture, Department of	3,582,919	3,762,041	3,978,804	4,548,786	4,899,591	4,159,299	4,335,108	4,437,395	5,499,518	4,678,219
21	Attorney General	793,014	703,991	744,819	1,244,525	1,118,977	1,458,429	2,638,405	3,349,382	4,723,295	4,613,793
22	Secretary of State	2,453,097	2,492,371	2,396,871	2,362,485	2,736,414	2,626,920	3,770,963	4,512,168	3,803,667	4,549,582
23	Economic Development, Department of	9,003,182	7,781,487	7,111,441	4,266,619	4,336,523	3,601,081	3,389,938	4,078,253	3,799,767	4,526,690
24	Corn Development, Utilization and Marketing Board, Nebraska	2,260,392	2,222,468	2,602,555	2,070,973	2,277,791	2,112,182	2,298,734	2,346,664	2,295,886	2,468,696
25	Public Service Commission	1,348,103	1,269,244	1,338,221	1,512,216	1,499,449	1,740,471	2,616,389	3,289,317	1,716,782	2,114,500
26	Natural Resources, Department of (3)	3,191,228	5,530,458	5,047,155	6,073,929	7,006,281	2,164,757	2,517,100	3,499,723	2,633,859	1,940,537
27	Historical Society, Nebraska State	999,871	1,006,963	1,355,808	1,322,315	1,593,074	1,215,594	1,421,541	1,493,649	1,520,676	1,750,478
28	Legislative Council	2,094,450	1,772,019	1,917,847	1,772,977	1,690,129	1,462,301	1,526,127	1,455,989	1,990,966	1,560,434
29	Banking and Finance, Department of	496,841	486,203	534,141	560,356	538,560	573,231	754,660	653,019	881,532	1,324,546
30	Aeronautics, Department of	947,177	1,074,634	966,580	1,336,695	857,295	905,483	904,259	946,635	2,185,537	1,189,573
31	Dairy Industry Development Board	401,364	1,242,493	1,241,154	1,155,428	1,153,255	1,072,728	1,037,606	1,073,582	1,102,926	1,034,901
32	Investment Council, Nebraska	317,302	345,096	338,521	490,279	420,904	597,363	581,303	592,421	587,161	967,295
33	Blind and Visually Impaired, Commission for			535,244	622,510	567,423	593,666	545,559	543,886	630,100	814,445
34	Wheat Development, Utilization and Marketing Board, Nebraska	759,165	842,999	819,227	784,398	462,558	533,115	699,836	771,925	796,877	753,030
35	Workers' Compensation Court, Nebraska	551,126	507,928	507,917	671,078	730,266	692,934	818,253	707,905	643,511	717,685
36	Library Commission, Nebraska	719,907	790,918	762,546	703,005	658,552	639,237	690,225	653,467	713,009	709,782
37	Fire Marshal, State	380,575	491,383	455,451	522,357	388,018	476,057	492,282	530,738	541,546	462,974
38	Governor	758,168	908,235	943,378	808,538	340,290	357,468	413,242	395,346	393,272	442,475
39	Auditor of Public Accounts	648,496	755,249	888,258	912,607	946,129	752,626	728,208	457,809	631,682	384,881
40	Postsecondary Education, Coordinating Commission for	198,894	132,961	163,279	116,966	121,577	190,615	244,909	257,269	312,073	355,511
41	Real Estate Commission, State	267,122	236,420	254,932	244,337	302,660	286,420	310,089	320,110	359,514	316,917
42	Equal Opportunity Commission	367,071	390,992	390,479	399,341	379,173	519,538	327,437	338,101	313,936	310,652
43	Engineers and Architects, Board of Examiners for Professional	120,951	138,787	133,591	152,598	203,401	200,556	277,215	242,581	235,888	307,983
44	Foster Care Review Board, State	226,009	258,277	286,604	340,445	339,165	294,684	224,094	261,317	213,166	246,556
45	Dry Bean Commission	243,183	311,239	298,734	268,661	296,758	262,001	223,315	208,555	186,768	246,315
46	Deaf/Hard of Hearing, Commission for the	130,414	132,050	150,429	205,769	140,076	113,318	167,255	187,413	161,306	210,067
47	Liquor Control Commission, Nebraska	183,433	164,771	186,167	217,640	177,084	170,667	234,426	177,418	246,878	199,985
48	Racing Commission, State	56,837	151,171	92,548	97,111	93,738	113,847	79,449	134,156	149,579	173,746
49	Brand Committee, Nebraska	162,106	133,170	147,708	176,521	171,778	147,099	149,891	156,019	208,419	164,688
50	Real Estate Appraiser Board	36,261	41,210	44,395	37,870	38,879	45,698	59,648	95,238	115,293	153,557
51	Arts Council, Nebraska	390,448	502,670	588,042	283,267	246,680	193,574	150,890	186,011	159,599	150,295

State of Nebraska

**SCHEDULE OF TOTAL OPERATING EXPENDITURES
BY AGENCY - ALL FUNDS (Continued)**

For the years ended June 30, 1999 through June 30, 2008

2008 Rank	AGENCY	1999	2000	2001	2002	2003	2004	2005	2006	2007	2008
52	Veterans' Affairs, Department of	59,931	70,046	71,449	65,554	67,891	88,681	87,147	86,637	189,527	144,098
53	Electrical Board, Nebraska	144,729	100,933	108,508	152,251	156,390	146,941	139,529	130,144	153,395	142,532
54	Ethanol Board, Nebraska	127,403	249,936	312,912	341,128	159,225	268,034	276,732	148,960	246,636	142,291
55	Public Accountancy, Nebraska State Board of	261,761	226,682	150,556	152,804	211,111	131,770	109,145	107,133	160,015	133,164
56	Oil and Gas Conservation Commission, Nebraska	72,138	67,629	64,317	179,657	105,329	82,551	97,054	121,458	135,312	106,532
57	Public Advocacy, Commission on	94,004	142,371	108,748	93,047	157,054	150,000	127,711	155,943	122,769	99,689
58	Tax Equalization and Review Commission	104,757	120,960	114,707	135,725	150,037	93,248	67,181	65,941	91,565	84,401
59	Power Review Board, Nebraska	19,535	17,587	57,780	72,826	61,552	53,928	60,964	51,477	58,117	75,445
60	Motor Vehicle Industry Licensing Board, Nebraska	61,426	78,820	77,111	63,148	57,621	80,834	61,372	62,753	69,555	67,098
61	Grain Sorghum Development, Utilization and Marketing Board	233,622	219,993	268,274	158,053	108,730	85,114	79,064	65,592	65,709	54,534
62	Accountability and Disclosure Commission, Nebraska	46,748	38,493	57,715	42,778	49,670	74,456	55,901	44,724	39,839	44,402
63	Mexican-Americans, Commission on	40,888	34,795	75,555	24,670	26,499	55,279	43,738	38,567	47,192	38,076
64	Pardons, Board of	34,069	33,734	33,050	29,180	27,515	35,628	31,116	39,690	40,018	36,327
65	Industrial Relations, Commission of	30,573	29,110	26,523	30,629	30,024	32,360	28,995	36,214	39,597	32,558
66	Geologists, Board of		27,342	16,411	17,089	16,987	12,988	15,803	20,167	26,086	29,612
67	Indian Affairs, Commission on	37,757	28,706	37,032	40,532	16,807	16,287	33,159	17,708	27,868	19,493
68	Land Surveyors, State Board of Examiners for	11,088	14,406	14,519	16,708	16,748	16,452	19,412	17,133	17,291	19,192
69	Landscape Architects, State Board of	5,107	3,126	6,789	6,711	8,371	8,152	8,356	10,023	12,423	17,298
70	Barber Examiners, Board of	6,631	7,289	7,429	9,959	9,259	13,032	10,671	7,036	13,639	11,821
71	Abstracters, Board of Examiners	6,987	6,867	7,637	7,854	6,479	8,795	12,045	9,144	12,959	11,371
72	Lieutenant Governor	7,500	6,337	5,931	5,542	7,457	6,358	6,000	4,961	7,543	5,808
73	Status of Women, Nebraska Commission on the	44,540	64,935	80,220	54,666	52,469	21,777	19,075	45,510	89,815	3,822
-	Rural Development Commission	124,610	168,766	155,404	135,119	60,146	7,950	25,738	11,496	7,360	
-	Railway Council, Nebraska	170	192	215	254	216	414	410			
-	Agriculture, State Board of				42,616	13,224					
-	Technical Community Colleges, Nebraska Coordinating Commission for					1,440,231					
	Sub-Total:	\$ 679,133,672	\$ 685,973,205	\$ 732,204,733	\$ 828,038,560	\$ 921,587,138	\$ 995,369,545	\$ 1,105,847,565	\$ 1,316,417,429	\$ 1,261,676,306	\$ 1,360,072,514
	State Colleges	12,575,364	13,255,324	17,529,577	16,153,976	20,859,599	18,032,012	19,697,207	20,077,795	24,009,466	37,253,351
	University of Nebraska	325,279,730	333,294,265	351,954,927	377,684,577	360,091,143	387,332,329	437,609,942	448,741,344	475,296,521	497,640,380
	Total:	\$ 1,016,988,766	\$ 1,032,522,794	\$ 1,101,689,237	\$ 1,221,877,113	\$ 1,302,537,880	\$ 1,400,733,886	\$ 1,563,154,714	\$ 1,785,236,568	\$ 1,760,982,293	\$ 1,894,966,245
	% Change from Previous Year	6%	2%	7%	11%	7%	8%	12%	14%	-1%	8%

(1) Health and Human Service Agencies of Finance and Support, Health and Human Services, and Regulation and Licensure were combined to form the Department of Health and Human Services on July 1, 2007.
 (2) Department of Property Tax Assessment was merged into Department of Revenue on July 1, 2007.
 (3) Includes the activity of the Water Resources Department and the Natural Resources Commission for the years of 1998, 1999 and 2000.

State of Nebraska

**SCHEDULE OF TOTAL TRAVEL EXPENDITURES
BY AGENCY - ALL FUNDS**

For the years ended June 30, 1999 through June 30, 2008

2008 Rank	AGENCY	1999	2000	2001	2002	2003	2004	2005	2006	2007	2008
1	Health and Human Services System - Health and Human Service, Department of	\$ 4,185,339	\$ 4,443,642	\$ 3,854,427	\$ 3,311,767	\$ 3,436,748	\$ 3,869,154	\$ 4,398,611	\$ 4,888,858	\$ 4,352,784	\$ 3,822,991
2	Education, State Department of	979,444	918,557	974,358	904,681	1,140,176	1,137,404	1,322,267	1,420,014	1,401,038	1,920,350
3	Supreme Court	747,001	827,502	980,572	857,286	843,707	902,085	932,629	1,190,337	1,497,465	1,632,526
4	Roads, Department of	911,135	909,592	1,003,825	1,166,860	928,760	905,347	981,265	972,496	989,961	1,090,600
5	Correctional Services, Department of	571,803	635,942	681,491	751,420	679,933	678,655	738,103	804,557	798,152	1,009,782
6	Agriculture, Department of	687,058	678,932	787,059	719,082	822,203	758,013	949,677	919,725	850,073	946,533
7	Legislative Council	537,904	477,387	635,353	527,840	617,736	403,265	580,520	569,611	691,338	629,933
8	Fire Marshal, State	340,955	328,864	368,189	346,223	400,417	349,847	414,626	510,946	509,266	587,917
9	Revenue, Department of(2)	545,957	551,655	630,656	459,963	467,605	448,541	472,573	526,578	475,700	567,644
10	Economic Development, Department of	303,555	350,277	418,107	405,623	434,881	428,248	414,502	487,559	564,552	558,322
11	Labor, Department of	699,510	870,921	700,225	592,808	535,062	486,973	526,770	641,362	621,713	538,978
12	Environmental Quality, Department of	405,170	437,528	455,165	460,272	497,601	397,399	447,146	465,149	484,255	509,313
13	Brand Committee, Nebraska	290,458	318,097	342,070	356,025	385,646	344,427	362,777	413,311	440,379	477,675
14	Game and Parks Commission	292,763	382,139	393,513	406,728	369,564	444,541	470,164	515,807	482,372	453,369
15	Military, Department of	96,614	125,798	172,656	153,723	252,501	448,528	391,089	344,886	387,904	401,929
16	Natural Resources, Department of (3)	252,920	330,979	314,126	332,105	323,843	331,840	366,693	354,286	333,309	376,935
17	Motor Vehicles, Department of	220,199	231,597	241,470	248,703	276,960	237,029	252,406	288,446	313,492	354,620
18	State Patrol, Nebraska	302,650	383,859	346,443	275,430	292,487	318,871	366,102	269,114	327,779	311,642
19	Banking and Finance, Department of	173,343	179,531	175,303	155,192	154,936	170,373	185,685	223,272	232,011	272,280
20	Insurance, Department of	309,839	313,930	328,390	216,186	275,842	302,473	325,906	320,677	300,455	269,457
21	Attorney General	80,120	78,625	114,043	85,070	95,166	143,669	165,307	223,351	276,345	267,659
22	Blind and Visually Impaired, Commission for			155,425	144,698	176,739	162,707	217,479	132,821	171,584	233,430
23	Corn Development, Utilization and Marketing Board, Nebraska	86,681	101,856	109,385	100,253	163,454	147,979	155,399	225,173	190,582	190,809
24	Educational Telecommunications Commission, Nebraska	137,429	139,021	154,627	156,076	165,404	168,924	154,636	155,157	141,987	187,686
25	Administrative Services	320,733	324,836	309,126	260,251	198,622	201,854	176,733	245,888	268,006	187,033
26	Electrical Board, Nebraska	85,784	87,523	112,012	86,927	96,175	106,559	128,238	129,456	124,631	174,053
27	Library Commission, Nebraska	42,933	48,318	61,964	63,123	58,021	60,347	88,510	85,811	71,075	132,426
28	Public Service Commission	101,931	125,569	126,223	120,513	112,800	118,969	115,965	143,466	137,543	120,508
29	Criminal Justice, Commission on Law Enforcement and	100,849	112,211	116,409	86,433	88,108	102,861	109,619	121,756	120,549	115,328
30	Aeronautics, Department of	94,100	93,305	88,801	84,598	95,524	90,374	89,991	82,414	98,487	102,467
31	Historical Society, Nebraska State	72,289	80,921	97,219	56,139	72,855	63,771	74,724	70,004	83,057	88,039
32	Governor	86,448	51,188	71,087	41,178	29,170	33,347	38,149	98,654	75,985	82,869
33	Racing Commission, State	57,001	77,354	75,833	82,791	80,548	87,654	77,876	56,725	70,564	69,871
34	State Treasurer	6,141	11,578	15,007	16,351	14,847	15,426	43,649	53,534	53,766	69,477
35	Real Estate Commission, State	48,083	45,510	51,474	49,313	42,034	42,486	50,233	51,960	54,410	63,237
36	Auditor of Public Accounts	29,305	19,564	21,861	37,312	35,746	25,261	36,353	49,821	51,321	61,917
37	Workers' Compensation Court, Nebraska	41,739	48,665	52,762	65,329	57,776	64,826	69,736	58,524	44,041	60,233
38	Foster Care Review Board, State	33,300	42,734	43,908	48,136	48,328	68,438	38,066	44,797	62,361	54,384
39	Wheat Development, Utilization and Marketing Board, Nebraska	62,423	53,826	59,438	44,973	40,667	43,660	41,154	72,538	59,298	53,733
40	Equal Opportunity Commission	56,081	64,106	78,653	88,417	50,296	79,359	38,301	41,804	48,560	50,124
41	Motor Vehicle Industry Licensing Board, Nebraska	49,758	39,287	46,520	49,650	41,220	46,017	58,398	54,852	46,933	46,320
42	Secretary of State	23,534	29,455	29,660	37,964	37,418	63,690	46,745	46,809	41,489	39,392
43	Postsecondary Education, Coordinating Commission for	26,394	25,196	30,696	19,962	11,209	8,590	25,380	28,397	41,243	36,515
44	Deaf/Hard of Hearing, Commission for the	18,208	14,770	14,448	15,174	14,880	16,119	21,984	20,064	26,469	34,173
45	Retirement Systems, Public Employees'	28,111	29,022	35,010	30,919	30,873	32,189	35,268	33,062	27,534	33,466
46	Educational Lands and Funds, Board of	34,324	33,028	31,980	36,470	33,637	38,304	33,794	37,593	36,667	31,470
47	Investment Council, Nebraska	19,607	17,630	19,840	14,230	11,009	12,908	17,665	9,527	20,336	30,471
48	Ethanol Board, Nebraska	28,432	38,259	38,471	33,731	34,129	31,926	27,499	29,957	32,423	30,197
49	Engineers and Architects, Board of Examiners for Professional	16,162	15,885	10,718	13,998	24,286	18,621	23,490	24,251	33,279	26,672
50	Public Advocacy, Commission on	28,324	42,735	25,613	23,722	19,100	27,452	26,607	33,871	23,479	25,721
51	Public Accountancy, Nebraska State Board of	30,314	32,170	37,368	23,343	21,380	14,871	17,945	35,113	16,530	22,575

State of Nebraska

**SCHEDULE OF TOTAL TRAVEL EXPENDITURES
BY AGENCY - ALL FUNDS (Continued)**

For the years ended June 30, 1999 through June 30, 2008

2008 Rank	AGENCY	1999	2000	2001	2002	2003	2004	2005	2006	2007	2008
52	Arts Council, Nebraska	39,184	36,671	30,194	22,401	25,260	16,399	23,263	19,362	32,720	21,751
53	Veterans' Affairs, Department of	19,328	20,159	23,848	15,954	12,137	18,156	17,933	23,449	27,631	21,450
54	Dry Bean Commission	13,836	20,427	18,122	12,368	21,453	16,998	13,715	16,869	13,398	20,011
55	Real Estate Appraiser Board	14,944	17,839	19,191	17,793	13,004	17,156	19,349	16,852	14,568	16,123
56	Mexican-Americans, Commission on	13,412	15,916	27,165	18,441	11,571	18,968	21,773	14,923	16,565	14,869
57	Liquor Control Commission, Nebraska	13,534	14,796	15,204	14,092	15,693	11,282	13,990	15,900	18,743	14,505
58	Oil and Gas Conservation Commission, Nebraska	9,706	12,541	12,983	5,461	7,064	6,895	12,449	12,337	10,421	14,116
59	Lieutenant Governor	9,558	7,230	6,204	9,421	4,922	2,867	8,806	15,810	16,245	14,040
60	Power Review Board, Nebraska	12,359	15,769	15,450	17,696	14,167	8,081	12,719	8,255	12,313	12,598
61	Tax Equalization and Review Commission	24,201	28,376	25,580	40,286	42,816	7,067	16,940	15,072	20,323	12,123
62	Indian Affairs, Commission on	31,035	27,218	26,441	18,592	19,284	13,258	13,790	8,690	18,932	11,351
63	Grain Sorghum Development, Utilization and Marketing Board	25,909	23,142	28,207	15,588	17,977	13,756	16,003	11,894	12,623	11,081
64	Pardons, Board of	7,324	8,363	11,415	6,736	10,021	6,611	6,524	7,898	5,920	9,592
65	Accountability and Disclosure Commission, Nebraska	5,718	5,979	5,965	5,769	11,433	10,080	8,037	6,968	8,828	8,021
66	Industrial Relations, Commission of	5,472	4,882	8,825	10,281	8,549	6,002	6,912	11,081	7,865	7,366
67	Abstracters, Board of Examiners	1,880	3,157	1,944	3,463	3,023	4,067	1,912	2,994	7,519	7,045
68	Barber Examiners, Board of	4,324	4,181	4,179	4,915	4,246	3,759	4,275	4,682	4,346	4,738
69	Land Surveyors, State Board of Examiners for	2,786	5,201	4,105	4,271	5,936	4,567	5,346	3,465	7,126	3,845
70	Status of Women, Nebraska Commission on the	7,511	8,163	5,233	8,340	6,234	366	225	9,054	7,721	3,396
71	Geologists, Board of		3,799	3,290	1,419	867	2,798	1,202	2,596	2,062	2,433
72	Dairy Industry Development Board	572	550	813	1,824	821	2,812	2,455	2,457	2,674	1,495
73	Landscape Architects, State Board of							577	459	12	1,257
-	Rural Development Commission	31,166	29,933	28,134	26,061	8,811	9,176	16,690	7,840		
-	Railway Council, Nebraska			1,209	3,518	1,627	1,602				
	Sub-Total:	\$ 14,993,914	\$ 15,935,168	\$ 16,362,680	\$ 14,949,651	\$ 15,404,945	\$ 15,704,894	\$ 17,389,289	\$ 18,863,048	\$ 18,873,087	\$ 19,688,257
	State Colleges	565,042	635,176	648,916	614,063	675,597	635,384	912,441	981,297	948,467	1,102,450
	University of Nebraska	14,670,548	15,444,767	15,741,038	15,396,352	18,953,199	21,770,789	24,133,013	26,805,552	27,557,054	28,948,485
	Total:	\$ 30,229,504	\$ 32,015,111	\$ 32,752,634	\$ 30,960,066	\$ 35,033,741	\$ 38,111,067	\$ 42,434,743	\$ 46,649,897	\$ 47,378,608	\$ 49,739,192
	% Change from Previous Year	10%	6%	2%	-5%	13%	9%	11%	10%	2%	5%

(1) Health and Human Service Agencies of Finance and Support, Health and Human Services, and Regulation and Licensure were combined to form the Department of Health and Human Services on July 1, 2007.

(2) Department of Property Tax Assessment was merged into Department of Revenue on July 1, 2007.

(3) Includes the activity of the Water Resources Department and the Natural Resources Commission for the years of 1998, 1999 and 2000.

SCHEDULE OF TOTAL CAPITAL EXPENDITURES BY AGENCY - ALL FUNDS

For the years ended June 30, 1999 through June 30, 2008

2008		1999	2000	2001	2002	2003	2004	2005	2006	2007	2008
Rank	AGENCY										
1	Roads, Department of	\$ 339,665,401	\$ 407,813,458	\$ 305,680,427	\$ 346,115,783	\$ 359,943,589	\$ 389,841,300	\$ 412,567,183	\$ 411,367,207	\$ 298,188,015	\$ 344,979,545
2	Military, Department of	1,621,597	1,135,038	1,712,875	1,233,699	2,627,000	8,071,887	8,008,449	(377,365)	1,948,290	17,258,616
3	Administrative Services	21,457,206	33,803,456	27,856,972	32,400,980	11,475,329	11,015,436	13,648,306	13,150,460	11,838,500	16,986,006
4	Retirement Systems, Public Employees'	28,352	109,367	194,058	443,506	1,574,374	2,272,062	2,603,700	2,536,737	2,605,384	4,565,592
5	Health and Human Services, Department of (1)	6,173,189	15,266,924	8,868,298	6,250,157	5,750,388	9,460,955	6,666,893	10,927,191	11,913,336	4,524,425
6	State Patrol, Nebraska	3,769,652	3,814,192	3,555,718	3,680,009	5,033,953	4,483,139	3,737,545	6,146,455	5,216,061	4,513,656
7	Correctional Services, Department of	10,613,828	47,484,319	27,880,183	9,075,809	5,523,887	6,824,967	5,268,784	3,082,893	4,607,897	1,577,211
8	Game and Parks Commission	7,600,848	8,296,215	7,212,355	12,490,756	11,107,744	5,107,380	4,261,595	3,157,497	2,521,989	1,548,551
9	Labor, Department of	1,947,420	1,051,506	478,167	514,731	364,020	522,820	2,212,218	853,681	523,731	1,196,099
10	Educational Telecommunications Commission, Nebraska	2,386,948	2,204,187	1,734,015	1,462,045	6,431,734	2,268,125	1,134,994	902,256	803,252	950,637
11	Agriculture, Department of	178,687	536,092	515,291	210,934	345,752	407,919	335,094	340,174	244,340	337,343
12	Supreme Court	531,374	458,584	381,314	352,783	313,426	126,801	63,977	158,050	289,774	288,489
13	Education, State Department of	938,633	793,575	708,420	670,888	579,243	246,457	708,390	276,108	328,774	166,531
14	Legislative Council	552,728	587,344	688,238	486,624	361,363	133,669	251,083	339,364	311,639	160,230
15	Revenue, Department of (2)	944,681	694,638	958,932	585,785	351,851	181,269	313,068	374,181	236,145	136,707
16	Educational Lands and Funds, Board of	462,015	383,817	377,822	548,205	332,884	541,934	283,741	49,864	1,632	101,326
17	Library Commission, Nebraska	221,630	172,623	180,462	134,924	100,914	78,971	134,188	130,996	111,896	100,123
18	Natural Resources, Department of (3)	293,716	187,790	263,922	218,433	119,576	99,440	256,579	119,174	232,681	97,346
19	Historical Society, Nebraska State	104,766	64,018	183,943	115,729	67,475	43,597	75,248	40,519	113,447	87,806
20	Blind and Visually Impaired, Commission for			90,598	44,034	69,475	7,830	49,146	67,657	52,189	62,610
21	Public Service Commission	126,819	50,267	74,771	58,065	47,214	98,809	74,984	31,916	64,013	62,585
22	Aeronautics, Department of	251,076	843,334	601,758	566,586	802,300	624,179	29,451	179,850	123,054	62,339
23	Attorney General	79,402	74,486	63,395	26,762	35,624	69,761	116,096	64,488	55,298	61,153
24	Governor	42,820	36,105	26,059	52,343	23,148	38,345	6,672	4,252	6,882	53,148
25	State Treasurer	69,154	53,506	1,447,532	274,985	523,365	82,716	83,522	182,803	243,645	52,892
26	Fire Marshal, State	118,651	157,652	70,364	27,766	33,303	296,400	499,111	119,378	122,484	49,528
27	Criminal Justice, Commission on Law Enforcement and	1,272,541	2,158,141	5,384,349	1,705,931	997,975	111,656	150,141	125,087	103,887	49,480
28	Motor Vehicles, Department of	202,702	61,194	129,936	23,180	64,379	21,897	240,240	164,126	181,230	48,959
29	Workers' Compensation Court, Nebraska	168,943	112,280	123,693	109,068	45,041	54,229	19,987		67,800	38,786
30	Banking and Finance, Department of	89,414	60,894	133,355	44,001	67,563	21,891	44,837	58,803	70,390	34,034
31	Environmental Quality, Department of	292,607	344,340	193,770	281,530	75,608	117,631	215,884	275,360	72,607	29,943
32	Secretary of State	568,820	316,056	127,353	249,338	57,028	145,387	480,987	3,920,662	24,682	23,036
33	Brand Committee, Nebraska	66,677	31,982	43,063	25,196	40,159	38,555	42,175	7,808	21,307	22,297
34	Electrical Board, Nebraska	57,417	7,714	23,014	10,601	45,342	193	(1,252)	24,955	23,425	17,223
35	Insurance, Department of	117,547	112,091	71,764	18,432	37,353	39,954	25,103	1,794	44,692	16,848
36	Equal Opportunity Commission	11,842	60,329	26,376	51,651	14,420	400	21,206	3,848	10,734	9,020
37	Postsecondary Education, Coordinating Commission for	4,533	23,499	37,298	9,507	21,415	1,805	8,765	1,164	21,166	7,204
38	Oil and Gas Conservation Commission, Nebraska	11,300	13,422	24,892	28,673	39,198	9,159	37,208	27,698	2,129	6,820
39	Real Estate Commission, State	50,042	6,911	9,920	4,265	3,592	6,413	7,071		4,851	5,715
40	Public Accountancy, Nebraska State Board of	10,368	5,587	1,243	2,242	996	596	1,811		1,411	5,433
41	Status of Women, Nebraska Commission on the		5,841	10,245	2,290						5,258
42	Engineers and Architects, Board of Examiners for Professional	17,783	46,337	19,644	8,320	11,817	9,444	5,495	10,203	5,869	4,541
43	Auditor of Public Accounts	33,011	87,554	201,969	18,794	11,690	39,545	34,409	21,993	20,674	4,045
44	Public Advocacy, Commission on	8,692	5,526	12,954	5,939	12,715	8,875	2,689	4,966	1,707	3,619
45	Economic Development, Department of	158,909	154,005	352,681	137,532	17,988	335	85,641	21,888	88,871	3,004
46	Racing Commission, State	3,528	27,739	2,159	10,425	4,695	1,866	2,549			2,879
47	Grain Sorghum Development, Utilization and Marketing Board		78	4,039	442						2,388
48	Tax Equalization and Review Commission	13,006	19,354	41,044	11,927	21,014	3,025	2,334	539	3,831	1,996
49	Deaf/Hard of Hearing, Commission for the	25,419	58,323	132,341	27,689	24,073	4,797	3,267	6,769	3,766	1,951
50	Industrial Relations, Commission of	1,275	2,043	14,732	1,721	2,848			3,645		1,824
51	Liquor Control Commission, Nebraska	7,595	695	31,966	10,645	4,050	3,093	54,813	6,839	26,396	1,559

State of Nebraska

**SCHEDULE OF TOTAL CAPITAL EXPENDITURES
BY AGENCY - ALL FUNDS (Continued)**

For the years ended June 30, 1999 through June 30, 2008

2008 Rank	AGENCY	1999	2000	2001	2002	2003	2004	2005	2006	2007	2008
-	Foster Care Review Board, State	3,990	17,657	45,806	15,414	3,005	3,922	8,369	7,229	15,224	
-	Arts Council, Nebraska	11,712	53,825	9,774	16,561	18,111	658	54,424	8,964	10,094	
-	Wheat Development, Utilization and Marketing Board, Nebraska	256	1,016	1,939	1,860		893	3,414		8,823	
-	Accountability and Disclosure Commission, Nebraska	55,905	1,003	18,755	1,649		2,289		587	8,069	
-	Pardons, Board of	6,015		18,618	20,704		9,594		3,962	4,816	
-	Indian Affairs, Commission on	257	1,716	2,388	3,853	1,818	6,599	32	2,724	3,166	
-	Investment Council, Nebraska	33,130	5,999	16,753	3,848	22,782	5,353		948	2,563	
-	Real Estate Appraiser Board	709	679	75	1,137	1,904	55	1,773		20	
-	Mexican-Americans, Commission on	4,637	847	7,738	639	1,748	900	14,916	2,905		
-	Barber Examiners, Board of	450	403		1,198	400			2,099		
-	Corn Development, Utilization and Marketing Board, Nebraska	13,962	19,539	5,897	8,002		4,024	2,553	1,841		
-	Veterans' Affairs, Department of	38,545	13,672	50,879	4,566	5,716	2,122	3,549			
-	Rural Development Commission	4,118	4,358	7,357	6,779			2,387			
-	Abstracters, Board of Examiners		3,616			458	1,551	1,908			
-	Motor Vehicle Industry Licensing Board, Nebraska	26,651	622	5,263	834	5,025	2,634	1,452			
-	Dry Bean Commission	1,070	744				1,457				
-	Ethanol Board, Nebraska	4,594	1,953	3,512	2,548	1,109	912				
-	Lieutenant Governor	2,014		333	2,795		50				
-	Agriculture, State Board of					444,160					
-	Power Review Board, Nebraska	2,441	402	2,653	4,525	511					
	Sub-Total:	\$ 403,585,020	\$ 529,922,479	\$ 399,157,429	\$ 420,938,572	\$ 416,066,637	\$ 443,629,927	\$ 464,622,154	\$ 458,945,192	\$ 343,558,548	\$ 400,328,356
	State Colleges	5,903,016	4,310,595	4,388,525	6,693,216	2,952,898	2,715,051	2,434,480	2,611,074	3,005,990	2,833,843
	University of Nebraska	85,088,006	84,948,674	115,358,434	115,572,625	84,590,142	144,483,993	149,190,485	128,331,183	107,856,768	164,087,598
	Total:	\$ 494,576,042	\$ 619,181,748	\$ 518,904,388	\$ 543,204,413	\$ 503,609,677	\$ 590,828,971	\$ 616,247,119	\$ 589,887,449	\$ 454,421,306	\$ 567,249,797
	% Change from Previous Year	11%	25%	-16%	5%	-7%	17%	4%	-4%	-23%	25%

(1) Health and Human Service Agencies of Finance and Support, Health and Human Services, and Regulation and Licensure were combined to form the Department of Health and Human Services on July 1, 2007.

(2) Department of Property Tax Assessment was merged into Department of Revenue on July 1, 2007.

(3) Includes the activity of the Water Resources Department and the Natural Resources Commission for the years of 1998, 1999 and 2000.

State of Nebraska

**SCHEDULE OF TOTAL GOVERNMENT AID EXPENDITURES
BY AGENCY - ALL FUNDS**

For the years ended June 30, 1999 through June 30, 2008

2008 Rank	AGENCY	1999	2000	2001	2002	2003	2004	2005	2006	2007	2008
1	Health and Human Services System - Department of (1)	1,282,015,588	1,399,094,976	1,533,442,187	1,713,040,065	1,770,576,009	1,822,561,765	1,897,688,717	1,950,449,001	2,028,942,504	2,105,359,588
2	Education, State Department of	916,445,567	917,965,364	908,956,168	1,019,257,265	1,036,437,860	1,039,669,404	1,057,055,509	1,133,675,052	1,191,670,424	1,248,090,473
3	Revenue, Department of (2)	46,700,261	50,351,890	80,889,972	57,932,302	58,973,092	59,416,407	64,938,677	68,481,832	72,055,572	184,614,514
4	Technical Community Colleges, Nebraska Coordinating Commission for	48,204,091	86,558,722	94,533,649	65,423,988	64,403,490	62,376,556	62,887,646	65,312,215	68,566,476	84,066,476
5	Military, Department of	20,877,579	9,991,022	6,451,029	9,318,245	8,065,067	19,157,702	29,190,783	27,115,075	84,764,471	79,895,241
6	Public Service Commission	35,960	24,836,590	36,629,055	47,435,485	58,488,506	68,470,255	71,917,351	82,917,769	84,395,864	65,897,905
7	Roads, Department of	4,346,764	4,120,908	4,160,627	4,901,693	4,837,192	5,242,290	5,203,318	26,588,188	48,875,191	55,074,402
8	Environmental Quality, Department of	19,079,770	29,568,068	37,634,577	36,034,069	42,255,626	40,157,052	48,535,932	62,680,871	54,741,034	37,962,849
9	State Treasurer	42,291,132	42,705,727	40,504,610	40,061,370	35,565,986	30,021,350	30,704,632	29,829,666	31,902,195	33,858,648
10	Economic Development, Department of	20,314,382	28,177,001	28,035,519	29,906,165	30,519,801	29,075,846	25,912,424	27,308,669	26,445,765	29,052,869
11	Retirement Systems, Public Employees'	14,175,348	14,407,698	14,522,442	14,871,930	15,388,514	15,926,774	17,098,119	17,796,465	32,202,873	19,134,688
12	Aeronautics, Department of	12,645,513	13,558,568	14,900,260	23,734,276	17,383,047	15,399,661	16,620,508	17,997,847	18,068,613	16,683,202
13	Postsecondary Education, Coordinating Commission for	4,913,137	5,858,064	6,253,097	7,630,191	8,867,792	9,080,264	8,780,973	10,471,160	10,824,630	12,901,416
14	Game and Parks Commission	9,273,535	12,253,696	11,505,010	13,021,510	12,912,414	11,341,939	11,567,964	14,290,356	12,999,727	11,944,619
15	Natural Resources, Department of (3)	8,524,193	8,164,047	9,273,784	7,864,386	8,159,585	7,540,315	10,719,352	8,186,122	17,820,759	10,434,541
16	Governor	7,407,339	10,261,020	11,922,948	11,128,819	9,504,912	7,723,007	7,905,290	8,669,346	10,262,733	8,532,834
17	Criminal Justice, Commission on Law Enforcement and	9,617,466	11,034,782	12,033,374	12,622,578	11,299,269	10,475,409	10,593,435	9,332,056	8,888,967	8,404,148
18	Labor, Department of	7,248,510	6,693,187	7,816,110	10,035,329	10,709,918	9,754,853	9,197,667	7,945,503	7,778,495	6,444,661
19	Motor Vehicles, Department of	1,125,272	1,564,848	2,223,477	2,495,884	2,481,109	2,994,508	3,237,047	3,097,533	3,922,070	4,208,009
20	Correctional Services, Department of		2,190,047	4,741,589	4,339,186	5,101,210	3,519,587	3,501,405	3,501,405	3,910,000	3,910,000
21	Agriculture, State Board of	203,242	254,205	243,967	306,208			155,601	2,012,201	2,886,515	2,884,067
22	Administrative Services	2,805,910	2,743,199	2,880,991	2,844,321	2,636,151	2,506,577	2,515,451	2,508,379	2,538,249	2,512,756
23	Library Commission, Nebraska	1,844,338	2,035,143	2,010,372	2,023,266	1,955,534	1,647,964	1,915,701	2,042,234	2,167,454	2,443,275
24	Public Advocacy, Commission on	617,231	702,399	808,847	769,086	1,417,502	1,772,588	1,709,902	1,851,917	2,145,264	2,395,172
25	Agriculture, Department of	12,000	26,457	1,132,431	1,425,005	449,022	187,691	297,000	202,889	3,835,598	2,099,823
26	Arts Council, Nebraska	1,251,235	2,012,227	1,393,950	1,404,188	1,136,742	2,020,687	1,453,674	1,781,655	2,045,770	1,727,849
27	Workers' Compensation Court, Nebraska	1,693,904	1,663,097	1,275,438	1,144,392	1,414,816	1,622,044	1,432,301	1,403,942	1,357,057	1,270,756
28	State Patrol, Nebraska	364,967	31,817		93,573	216,663	583,546	1,310,407	1,021,283	900,735	886,000
29	Veterans' Affairs, Department of	1,326,705	1,386,965	1,503,356	1,353,929	1,214,381	956,756	835,804	881,758	833,740	764,160
30	Blind and Visually Impaired, Commission for			979,104	809,446	797,286	719,997	856,785	597,804	660,129	703,167
31	Supreme Court	270,000	270,000	270,000	263,526	253,531	254,741	270,467	270,000	345,000	532,500
32	Historical Society, Nebraska State	72,983	191,354	253,751	374,207	89,195	69,707	79,660	62,991	135,605	299,123
33	Educational Telecommunications Commission, Nebraska	295,019	321,963	397,097	473,253	372,837	220,108	230,579	217,872	217,767	210,672
34	Racing Commission, State	156,840	231,978	178,733	188,814	167,506	167,701	156,094	157,137	162,574	149,709
35	Secretary of State							6,361	82,185	16,954	135,589
36	Fire Marshal, State	35,700	31,065	30,240	30,075	29,985	30,165	31,080	30,015	28,410	27,870
-	Accountability and Disclosure Commission, Nebraska			27,287	112,009		39,516		120,477	144,953	
-	Status of Women, Nebraska Commission on the								800		
-	Educational Lands and Funds, Board of						15,918	65,461			
-	Corn Development, Utilization and Marketing Board, Nebraska							(426)			
-	Equal Opportunity Commission					11					
-	Ethanol Board, Nebraska	10,000									
	Sub-Total:	\$ 2,486,201,481	\$ 2,691,258,094	\$ 2,879,815,048	\$ 3,144,670,045	\$ 3,222,081,450	\$ 3,282,720,650	\$ 3,406,578,651	\$ 3,590,891,670	\$ 3,839,460,137	\$ 4,045,513,571
	State Colleges	10,506,212	8,845,983	17,784,915	19,141,459	20,702,904	20,763,070	25,673,171	21,888,514	23,025,858	25,202,780
	University of Nebraska	131,975,788	128,195,060	143,797,846	154,920,317	174,534,402	194,646,748	205,583,697	217,237,377	229,329,590	243,776,352
	Total:	\$ 2,628,683,481	\$ 2,828,299,137	\$ 3,041,397,809	\$ 3,318,731,821	\$ 3,417,318,756	\$ 3,498,130,468	\$ 3,637,835,519	\$ 3,830,017,561	\$ 4,091,815,585	\$ 4,314,492,703
	% Change from Previous Year	16%	8%	8%	9%	3%	2%	4%	5%	7%	5%

State of Nebraska

**SCHEDULE OF TOTAL GOVERNMENT AID EXPENDITURES
BY AGENCY - ALL FUNDS (Continued)**

For the years ended June 30, 1999 through June 30, 2008

2008 Rank	AGENCY	1999	2000	2001	2002	2003	2004	2005	2006	2007	2008
--------------	--------	------	------	------	------	------	------	------	------	------	------

- (1) Health and Human Service Agencies of Finance and Support, Health and Human Services, and Regulation and Licensure were combined to form the Department of Health and Human Services on July 1, 2007.
- (2) Department of Property Tax Assessment was merged into Department of Revenue on July 1, 2007.
- (3) Includes the activity of the Water Resources Department and the Natural Resources Commission for the years of 1998, 1999 and 2000.

State of Nebraska

SCHEDULE OF TAXES RECEIVED BY REVENUE SOURCE (NET OF REFUNDS)

For the years ended June 30, 2004 through June 30, 2008

SOURCE/FUND TYPE	2004	2005	2006	2007	2008
INCOME					
General Fund					
Individual	\$ 1,239,416,156	\$ 1,385,552,597	\$ 1,535,570,727	\$ 1,627,415,517	\$ 1,704,463,106
Corporate	167,429,431	198,380,442	262,295,456	213,027,010	232,851,654
Other	10,474,538	14,521,700	13,763,029	23,479,877	21,682,298
	<u>1,417,320,125</u>	<u>1,598,454,739</u>	<u>1,811,629,212</u>	<u>1,863,922,404</u>	<u>1,958,997,058</u>
Cash Funds - Corporate		<u>3,357,698</u>	<u>3,645,698</u>	<u>3,725,062</u>	<u>3,601,652</u>
	<u>1,417,320,125</u>	<u>1,601,812,437</u>	<u>1,815,274,910</u>	<u>1,867,647,466</u>	<u>1,962,598,710</u>
SALES AND USE					
General Fund	1,114,395,183	1,231,011,089	1,259,683,378	1,303,826,416	1,321,867,139
Cash Funds	2,855,333	2,832,272	3,008,237	3,265,952	3,636,668
Trust Funds	151,552,189	143,001,621	134,835,290	136,327,722	156,380,592
	<u>1,268,802,705</u>	<u>1,376,844,982</u>	<u>1,397,526,905</u>	<u>1,443,420,090</u>	<u>1,481,884,399</u>
PETROLEUM					
Cash Funds	13,045,839	12,110,559	13,649,151	12,642,928	14,063,608
Trust Funds	292,746,125	292,978,070	298,454,382	315,219,397	288,376,269
	<u>305,791,964</u>	<u>305,088,629</u>	<u>312,103,533</u>	<u>327,862,325</u>	<u>302,439,877</u>
EXCISE					
General Fund	47,704,604	67,345,324	75,554,500	75,830,610	80,208,609
Cash Reserve Fund (1)	29,149,611	7,722,267			
Cash Funds	52,185,718	59,205,819	67,256,452	70,605,845	71,933,478
Trust Funds	1,924,448				
	<u>130,964,381</u>	<u>134,273,410</u>	<u>142,810,952</u>	<u>146,436,455</u>	<u>152,142,087</u>
BUSINESS AND FRANCHISE					
General Fund	38,459,876	28,922,268	35,654,441	26,310,594	37,487,788
Cash Funds	11,547,459	5,035,924	5,338,407	5,450,283	5,962,719
Trust Funds	12,108,909	12,425,319	12,689,298	12,382,545	12,373,644
	<u>62,116,244</u>	<u>46,383,511</u>	<u>53,682,146</u>	<u>44,143,422</u>	<u>55,824,151</u>
ESTATE					
General Fund	<u>26,423,474</u>	<u>13,565,719</u>	<u>69,635,747</u>	<u>27,366,176</u>	<u>6,843,817</u>
PROPERTY (2)					
General Fund	128,578	124,822	127,562	122,396	137,189
Cash Funds	7,260,451	10,247,611	8,765,669	8,139,485	10,962,141
	<u>7,389,029</u>	<u>10,372,433</u>	<u>8,893,231</u>	<u>8,261,881</u>	<u>11,099,330</u>
TOTAL TAXES					
GENERAL FUND	2,644,431,840	2,939,423,961	3,252,284,840	3,297,378,596	3,405,541,600
CASH RESERVE FUND	29,149,611	7,722,267	-	-	-
CASH FUNDS	86,894,800	92,789,883	101,663,614	103,829,555	110,160,266
TRUST FUNDS	458,331,671	448,405,010	445,978,970	463,929,664	457,130,505
	<u>\$ 3,218,807,922</u>	<u>\$ 3,488,341,121</u>	<u>\$ 3,799,927,424</u>	<u>\$ 3,865,137,815</u>	<u>\$ 3,972,832,371</u>

(1) As a result of legislative action, \$.28 of each cigarett pack sold from October, 2002 throught September, 2004 was placed in the Cash Reserve Fund.

(2) Property tax represents airline and railcar line tax collected by the state for distribution to the counties.