

ANNUAL BUDGETARY REPORT

For the year ended June 30, 2006

TABLE OF CONTENTS

	Page
State Accounting Administrator's Transmittal Letter and Executive Summary	3 - 5
Charts of Revenues and Expenditures	6 - 9
Schedule of Assets, Liabilities and Fund Equity	10 - 11
Schedule of Revenues, Expenditures, and Changes in Fund Balances	12 - 13
Schedule of Budgeted and Actual Expenditures Paid by Program	14 - 41
Schedule of Expenditures by Major Account Category - All Funds	42 - 53
Schedule of Expenditures by Fund Type - All Funds	54 - 62
Schedule of Personal Service Expenditures by Fund Type - All Funds	63 - 70
Schedule of Personal Service Limitation by Program	71 - 79
Analysis of Personal Services	80
Schedule of Fund Equity by Fund Type	81 - 87
Schedule of Major Aid Payments	88
Schedule of Taxes Received by Revenue Source	89

NOTE: Information reported in all charts and schedules included in the Annual Budgetary Report reflect a modified accrual basis of reporting.

This Page Intentionally Left Blank

September 29, 2006

The Honorable David Heineman, Governor
Members of the Legislature
Citizens of the State of Nebraska

I am pleased to submit the State of Nebraska Annual Budgetary Report for the year ended June 30, 2006.

The Budgetary Report contains detailed budget and accounting information based on the modified accrual basis of accounting. This report does not provide financial information in accordance with Generally Accepted Accounting Principles (GAAP) since the reporting basis used for this report differs significantly from GAAP. A Comprehensive Annual Financial Report (CAFR) will be prepared in a format prescribed by the Governmental Accounting Standards Board (GASB), GAAP, and other authoritative sources.

The purpose of the Annual Budgetary Report is to show compliance with the Legislature's appropriation mandates at the program level and to provide additional information on revenues and expenditures that are not generally presented in the State's CAFR. We have included many schedules, most of them detailing how the State spent its financial resources. Such schedules are listed in the table of contents.

Basis of Accounting and Budgetary Control

The centralized state accounting system utilizes the Nebraska Information System. Accounting records in the accounting system are maintained on a modified accrual basis. As such, our system accounts not only for cash transactions but also creates an expense when payables are recorded, not when cash is paid out. Small amounts of revenue are recorded as receivables before the cash is collected; however, for the most part, revenues are recognized when received rather than when earned. Certain other expenditures are recognized when paid rather than when incurred.

The State's budgetary control is maintained at the program level. A program is an activity or goal to be accomplished with the resources provided. Resources for a program will frequently be derived from more than one fund type as indicated in the Schedule of Budgeted and Actual Expenditures Paid by Program on pages 14 to 41 of this report.

Executive Summary of 2006 Financial Operations

The State utilizes eight fund types that define the general nature of the accounting activity being conducted. The eight fund types are:

GENERAL FUND – Used to account for activities funded by general tax dollars, primarily sales and income taxes, and related expenditures and transfers. During fiscal year 2006, the State's General Fund balance increased by \$162,040,602 (analysis below) resulting in a fund balance of \$563,809,876 and a cash balance of \$576,167,262 at June 30, 2006 (see page 10).

Fiscal Year 2006 General Fund Activity:

Revenues	\$3,306,827,888
Expenditures	(\$2,895,981,070)
Transfer to Cash Reserve Fund	(261,715,297)
Other Net Transfers/Proceeds	<u>12,909,081</u>
FY06 Increase (per page 12)	<u><u>\$162,040,602</u></u>

Summarized comparison of General Fund revenues (net of refunds):

<u>Category</u>	<u>2006</u>	<u>2005</u>	<u>Increase (Decrease)</u>	
			<u>Amount</u>	<u>Percentage</u>
Taxes:				
Income	\$1,811,629,212	\$1,598,454,739	\$213,174,473	13.3 %
Sales and Use	1,259,683,378	1,231,011,089	28,672,289	2.3
Excise	75,554,500	67,345,324	8,209,176	12.2
Estate	69,635,747	13,565,719	56,070,028	413.3
Business and Franchise	35,654,441	28,922,268	6,732,173	23.3
Property	127,562	124,822	2,740	2.2
Total Taxes	<u>\$3,252,284,840</u>	<u>\$2,939,423,961</u>	<u>\$312,860,879</u>	<u>10.6 %</u>
Other	32,544,957	21,148,587	11,396,370	53.9
Services, Goods, and Licenses	21,962,735	21,380,051	582,684	2.7
Intergovernmental	35,356	49,405	(14,049)	(28.4)
Total Revenues	<u><u>\$3,306,827,888</u></u>	<u><u>\$2,982,002,004</u></u>	<u><u>\$324,825,884</u></u>	<u><u>10.9 %</u></u>

The Individual Income Tax Rates range from 2.56% to 6.84% of Nebraska income. The Corporate Income Tax Rate is 5.58% of the first \$50,000 of taxable income and 7.81% of the excess. The Individual and Corporate Rates did not change during fiscal year 2006. The Nebraska Sales Tax Rate of 5.5% has not changed since October 1, 2002.

Summarized comparison of General Fund expenditures:

<u>Category</u>	<u>2006</u>	<u>2005</u>	<u>Increase (Decrease)</u>	
			<u>Amount</u>	<u>Percentage</u>
Aid to Individuals and Governments	\$1,855,720,956	\$1,715,051,759	\$140,669,197	8.2 %
Personal Services	851,408,879	801,472,798	49,936,081	6.2
Operating Expenses	166,986,939	157,508,563	9,478,376	6.0
Capital Outlay	12,062,448	15,028,501	(2,966,053)	(19.7)
Travel	9,801,848	9,547,712	254,136	2.7
Total Expenditures	<u><u>\$2,895,981,070</u></u>	<u><u>\$2,698,609,333</u></u>	<u><u>\$197,371,737</u></u>	<u><u>7.3 %</u></u>

CASH RESERVE FUND – Used to account for cash held as a reserve (“rainy day” fund) for the General Fund, should the General Fund balance become insufficient to meet current obligations.

Beginning Balance on July 1, 2005	\$177,167,720
Transfer from General Fund – Prior Year Excess Receipts	261,715,297
Transfer for Low Level Radioactive Waste Settlement Payment	(145,811,368)
Transfer to Economic Development for Job Training	(15,000,000)
Transfer to Capital Construction Fund	(4,454,860)
Ending Balance on June 30, 2006	<u><u>\$273,616,789</u></u>

CASH FUNDS – Used to account for revenues and expenditures that are directly related to specific activities with sources outside of state government. This excludes activities with the federal government, which are accounted for in federal funds. There was \$949,260,115 received in the Cash Funds during fiscal year 2006.

CONSTRUCTION FUNDS – Used to account for the financial activities related to the acquisition or construction of major capital facilities. Spending on construction projects totaled \$23,449,113 for fiscal year 2006, funded almost entirely by transfers from the General Fund. The fund balance as of June 30, 2006, was \$7,484,956.

FEDERAL FUNDS – Used to account for the financial activities related to the receipt and disbursement of funds generated from the federal government as a result of grants or contracts. Federal Funds totaling \$2,034,615,489 were received in fiscal year 2006 from various federal agencies and spent on Medicaid, aid to education, and other projects and programs.

REVOLVING FUNDS – Used to account for the financing of goods or services provided by one state agency to another state agency on a cost-reimbursement basis. In fiscal year 2006, \$549,861,668 was transferred between state agencies for goods and services (such as data processing, accounting, communication, and purchasing) and for building and equipment (including motor pool) rentals.

TRUST FUNDS - Used to account for assets held in a trustee capacity. The Trust Funds had a balance of \$9,084,740,843 on June 30, 2006, which largely consists of retirement funds for state employees, county employees, schools, judges, and the Nebraska State Patrol.

DISTRIBUTIVE FUNDS – Used to account for assets held as an agent for individuals, private organizations, and other governments and/or other funds. Since by definition Distributive Fund receipts and disbursements are reported directly into asset or liability accounts, the Distributive Fund type is shown only on the Schedule of Assets, Liabilities, and Fund Equity. As of June 30, 2006, the State held \$99,809,297 in Distributive Funds.

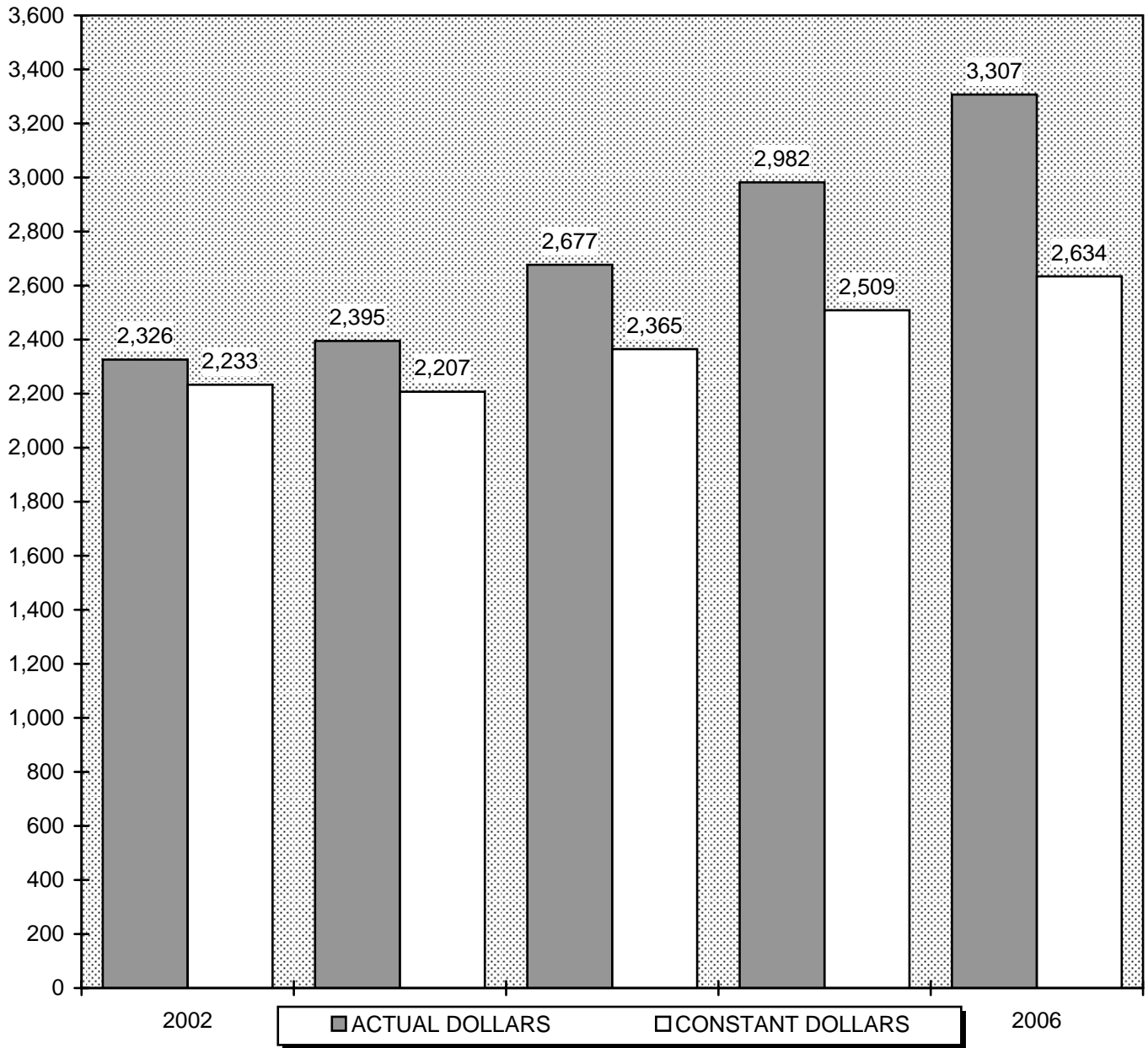
Respectfully Submitted,

Paul Carlson
State Accounting Administrator

GENERAL FUND REVENUES

For the years ended June 30, 2002 through June 30, 2006

Dollars in Millions

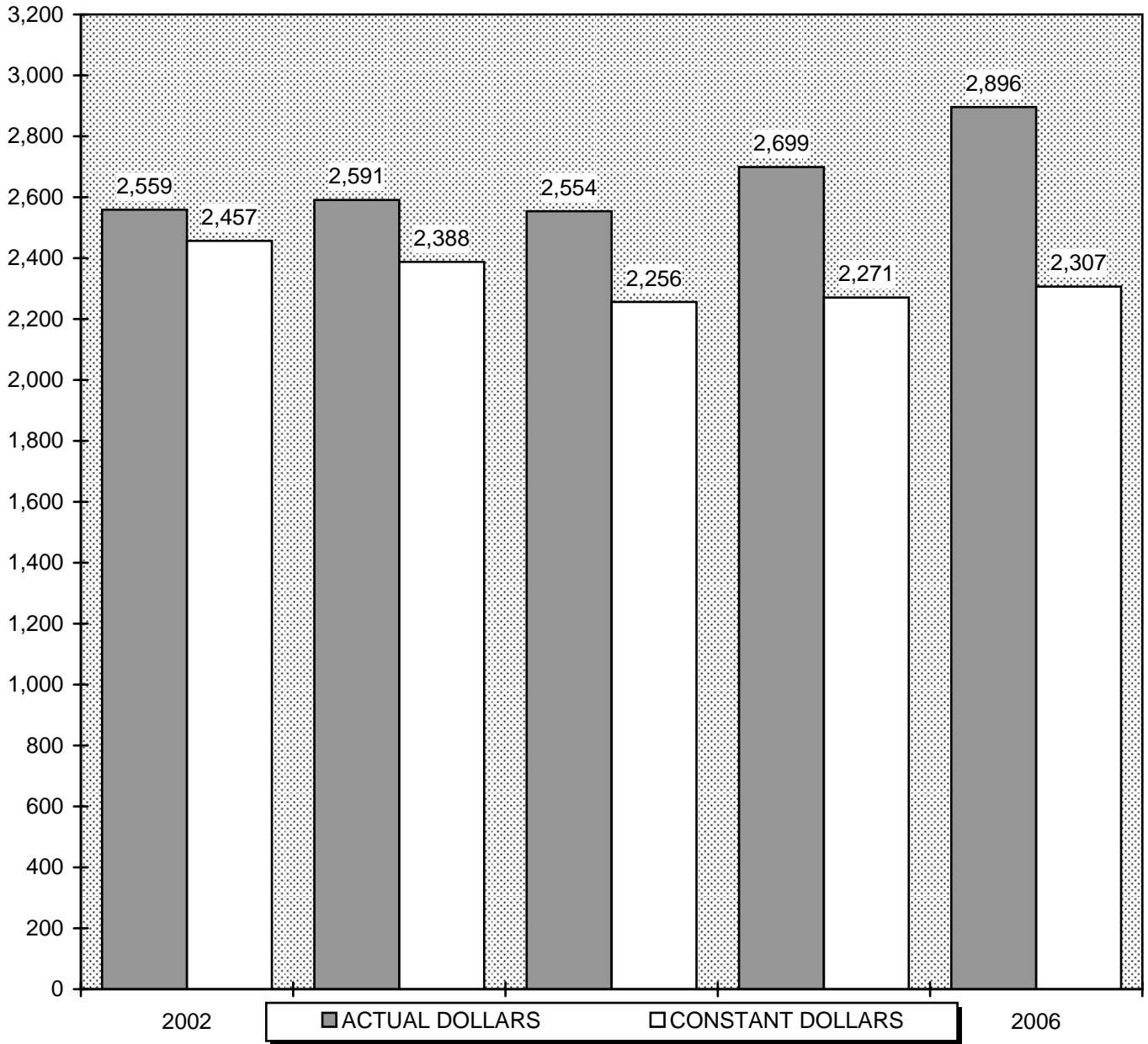


NOTE: Constant Dollar Base Year = calendar year 2000
Department of Commerce, Bureau of Economic Analysis data was used to compute constant dollar figures.

GENERAL FUND EXPENDITURES

For the years ended June 30, 2002 through June 30, 2006

Dollars in Millions

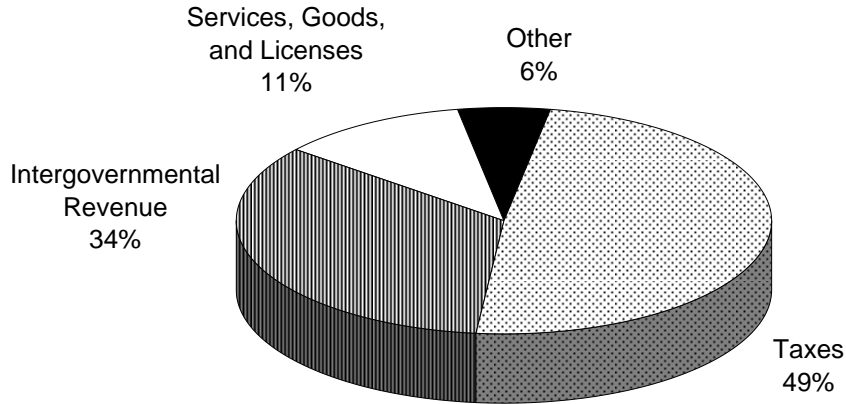


NOTE: Constant Dollar Base Year = calendar year 2000
Department of Commerce, Bureau of Economic Analysis data was used to compute constant dollar figures.

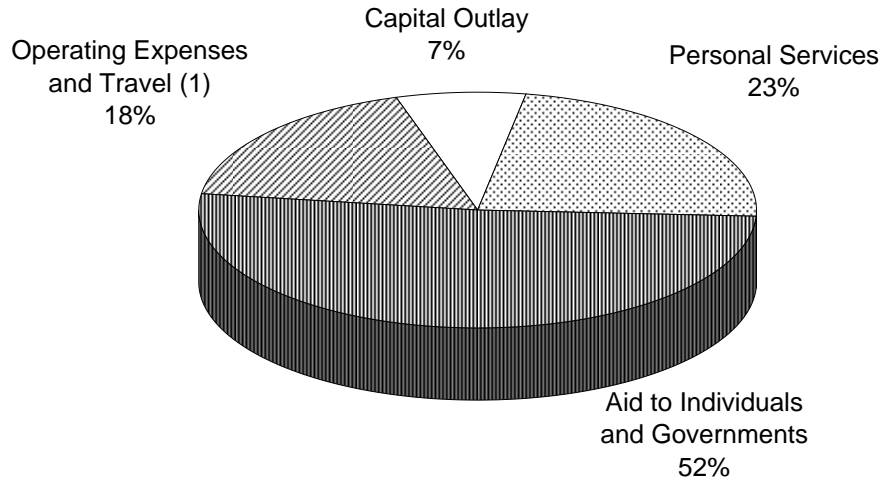
COMBINED REVENUES AND EXPENDITURES ALL BUDGETED FUND TYPES

For the year ended June 30, 2006

REVENUES



EXPENDITURES

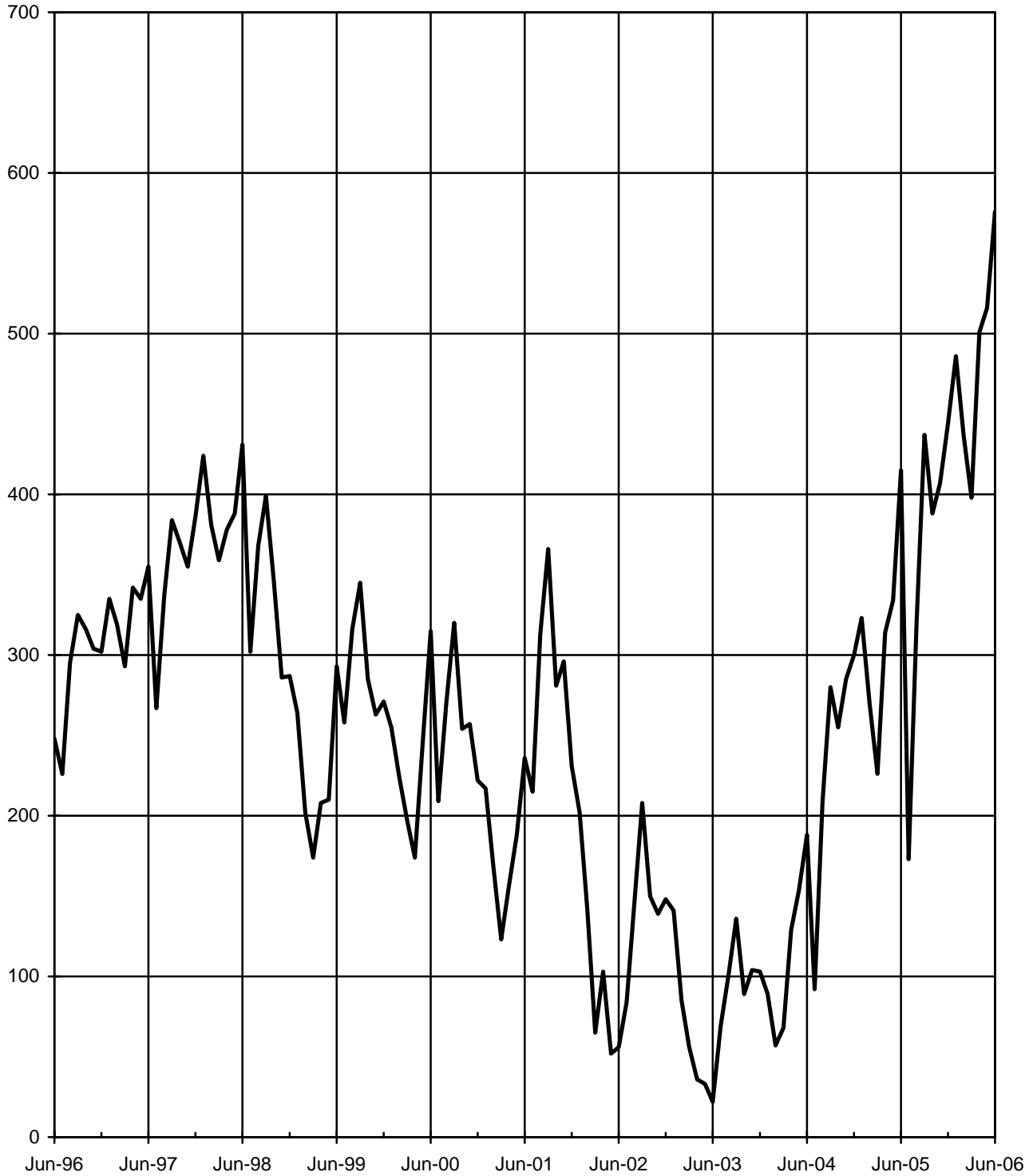


(1) Travel is less than 1 %

GENERAL FUND CASH BALANCES

For the Period June 30, 1996 through June 30, 2006

Dollars in Millions



State of Nebraska

SCHEDULE OF ASSETS, LIABILITIES AND FUND EQUITY

As of June 30, 2006

	GENERAL FUND	CASH RESERVE FUND	CASH FUNDS	CONSTRUCTION FUNDS
ASSETS:				
Cash in Bank (1)	\$ 576,167,262	\$ 273,616,789	\$ 592,642,468	\$ 7,534,486
Petty Cash	19,615	-	978,915	-
Investments	-	-	1,173,498	-
Loans Receivable	84,943	-	8,519,174	-
Accounts Receivable - System	27,788	-	5,552,312	-
Due from Other Funds	-	-	14,047,441	-
Other Assets	2,119,707	-	530,931	-
	<u>\$ 578,419,315</u>	<u>\$ 273,616,789</u>	<u>\$ 623,444,739</u>	<u>\$ 7,534,486</u>
LIABILITIES AND FUND EQUITY:				
LIABILITIES:				
Due to Other Governments		\$ -	\$ 729,023	\$ -
Accounts Payable	12,596,490	-	216,659	49,530
Customer Deposits	30,107	-	1,791,800	-
Due to Other Funds	1,982,509	-	18,757,903	-
Other Liabilities	333	-	56,222	-
	<u>14,609,439</u>	<u>-</u>	<u>21,551,607</u>	<u>49,530</u>
FUND EQUITY: (2)				
Reserved for:				
Encumbrances	-	-	-	-
Loans	84,943	-	8,519,174	-
Long Term Investments	-	-	1,173,498	-
Public Employees Retirement Funds	-	-	1,705,796	-
Unreserved/Undesignated	563,724,933	273,616,789	590,494,664	7,484,956
	<u>563,809,876</u>	<u>273,616,789</u>	<u>601,893,132</u>	<u>7,484,956</u>
TOTAL LIABILITIES AND FUND EQUITY	<u>\$ 578,419,315</u>	<u>\$ 273,616,789</u>	<u>\$ 623,444,739</u>	<u>\$ 7,534,486</u>

(1) Cash is invested on a daily basis by the Investment Council.

(2) For detail by Agency, see Schedule of Fund Equity by Fund Type.

FEDERAL FUNDS	REVOLVING FUNDS	TOTAL BUDGETED FUNDS	TRUST FUNDS	DISTRIBUTIVE FUNDS	TOTAL (Memo Only)
\$ 73,633,953	\$ 189,926,870	\$ 1,713,521,828	\$ 402,326,417	\$ 71,359,077	\$ 2,187,207,322
-	-	998,530	41,600	-	1,040,130
2,594,108	-	3,767,606	8,497,159,393	-	8,500,926,999
235,072	76,235	8,915,424	205,379,898	-	214,295,322
2,340,642	3,420,841	11,341,583	2,680,784	6,704,129	20,726,496
4,474,504	1,435,000	19,956,945	300,000	4,564,076	24,821,021
2,740,745	-	5,391,383	25,000	17,182,015	22,598,398
<u>\$ 86,019,024</u>	<u>\$ 194,858,946</u>	<u>\$ 1,763,893,299</u>	<u>\$ 9,107,913,092</u>	<u>\$ 99,809,297</u>	<u>\$ 10,971,615,688</u>
\$ -	\$ 2,052	\$ 731,075	\$ 10,000	\$ 50,316,919	\$ 51,057,994
5,429,535	1,500,692	19,792,906	8,858,563	20,785,991	49,437,460
3,301,832	679,809	5,803,548	7,803,276	2,652,279	16,259,103
5,890,325	10,790,344	37,421,081	4,900,740	4,733,223	47,055,044
-	-	56,555	1,599,670	21,320,885	22,977,110
<u>14,621,692</u>	<u>12,972,897</u>	<u>63,805,165</u>	<u>23,172,249</u>	<u>99,809,297</u>	<u>186,786,711</u>
-	-	-	1,640,619	-	1,640,619
235,072	76,235	8,915,424	205,379,898	-	214,295,322
2,594,108	-	3,767,606	835,323,008	-	839,090,614
-	-	1,705,796	7,661,836,385	-	7,663,542,181
68,568,152	181,809,814	1,685,699,308	380,560,933	-	2,066,260,241
<u>71,397,332</u>	<u>181,886,049</u>	<u>1,700,088,134</u>	<u>9,084,740,843</u>	<u>-</u>	<u>10,784,828,977</u>
<u>\$ 86,019,024</u>	<u>\$ 194,858,946</u>	<u>\$ 1,763,893,299</u>	<u>\$ 9,107,913,092</u>	<u>\$ 99,809,297</u>	<u>\$ 10,971,615,688</u>

State of Nebraska

SCHEDULE OF REVENUES, EXPENDITURES, AND CHANGES IN FUND BALANCES

For the year ended June 30, 2006

	GENERAL FUND	CASH RESERVE FUND	CASH FUNDS
REVENUES, net of refunds:			
Taxes (See page 89)	\$ 3,252,284,840	\$ -	\$ 101,663,614
Intergovernmental Revenue	35,356	-	302,625,724
Services, Goods and Licenses/Permits	21,962,735	-	342,118,236
Other	32,544,957	-	202,852,541
	<u>3,306,827,888</u>	<u>-</u>	<u>949,260,115</u>
EXPENDITURES:			
Personal Services	851,408,879	-	334,743,371
Operating Expenses	166,986,939	-	459,551,590
Travel	9,801,848	-	12,421,286
Capital Outlay	12,062,448	-	454,608,755
Aid to Individuals and Governments (See page 88)	1,855,720,956	-	276,041,718
	<u>2,895,981,070</u>	<u>-</u>	<u>1,537,366,720</u>
Excess of Revenues			
Over (Under) Expenditures	<u>410,846,818</u>	<u>-</u>	<u>(588,106,605)</u>
OTHER FINANCING SOURCES (USES):			
Proceeds From Sale of Assets	203,878	-	2,114,221
Proceeds from Bonds	-	-	-
Operating Transfers In	44,739,302	261,715,297	1,043,074,575
Operating Transfers Out	(293,550,231)	(165,266,228)	(489,481,776)
	<u>(248,607,051)</u>	<u>96,449,069</u>	<u>555,707,020</u>
Excess of Revenues and Other Sources			
Over (Under) Expenditures and Other Uses	162,239,767	96,449,069	(32,399,585)
Other Adjustments to Fund Balances	<u>(199,165)</u>	<u>-</u>	<u>636,419</u>
CHANGES IN FUND BALANCES	162,040,602	96,449,069	(31,763,166)
FUND BALANCES, JULY 1, 2005	<u>401,769,274</u>	<u>177,167,720</u>	<u>633,656,298</u>
FUND BALANCES, JUNE 30, 2006	<u>\$ 563,809,876</u>	<u>\$ 273,616,789</u>	<u>\$ 601,893,132</u>

CONSTRUCTION FUNDS	FEDERAL FUNDS	REVOLVING FUNDS	TOTAL BUDGETED FUNDS	TRUST FUNDS	TOTAL (Memo Only)
\$ -	\$ -	\$ -	\$ 3,353,948,454	\$ 445,978,970	\$ 3,799,927,424
-	2,034,615,489	2,905,779	2,340,182,348	7,153,497	2,347,335,845
-	13,444,063	404,520,978	782,046,012	198,828,095	980,874,107
<u>339,185</u>	<u>9,929,940</u>	<u>142,434,911</u>	<u>388,101,534</u>	<u>1,714,615,784</u>	<u>2,102,717,318</u>
<u>339,185</u>	<u>2,057,989,492</u>	<u>549,861,668</u>	<u>6,864,278,348</u>	<u>2,366,576,346</u>	<u>9,230,854,694</u>
-	248,116,996	180,322,231	1,614,591,477	109,143,298	1,723,734,775
16,709,832	277,494,861	302,229,138	1,222,972,360	562,264,208	1,785,236,568
1,531	8,855,803	9,489,494	40,569,962	6,079,935	46,649,897
6,730,750	18,071,946	32,060,533	523,534,432	66,353,017	589,887,449
<u>7,000</u>	<u>1,484,897,666</u>	<u>7,985,368</u>	<u>3,624,652,708</u>	<u>205,364,853</u>	<u>3,830,017,561</u>
<u>23,449,113</u>	<u>2,037,437,272</u>	<u>532,086,764</u>	<u>7,026,320,939</u>	<u>949,205,311</u>	<u>7,975,526,250</u>
<u>(23,109,928)</u>	<u>20,552,220</u>	<u>17,774,904</u>	<u>(162,042,591)</u>	<u>1,417,371,035</u>	<u>1,255,328,444</u>
490,565	22,140	659,518	3,490,322	7,989,610	11,479,932
-	-	-	-	52,295,974	52,295,974
28,456,689	7,347,601	31,864,106	1,417,197,570	148,596,868	1,565,794,438
<u>-</u>	<u>(7,813,173)</u>	<u>(37,254,785)</u>	<u>(993,366,193)</u>	<u>(760,617,592)</u>	<u>(1,753,983,785)</u>
<u>28,947,254</u>	<u>(443,432)</u>	<u>(4,731,161)</u>	<u>427,321,699</u>	<u>(551,735,140)</u>	<u>(124,413,441)</u>
5,837,326	20,108,788	13,043,743	265,279,108	865,635,895	1,130,915,003
<u>-</u>	<u>(493,638)</u>	<u>-</u>	<u>(56,384)</u>	<u>860,937,569</u>	<u>860,881,185</u>
5,837,326	19,615,150	13,043,743	265,222,724	1,726,573,464	1,991,796,188
<u>1,647,630</u>	<u>51,782,182</u>	<u>168,842,306</u>	<u>1,434,865,410</u>	<u>7,358,167,379</u>	<u>8,793,032,789</u>
<u>\$ 7,484,956</u>	<u>\$ 71,397,332</u>	<u>\$ 181,886,049</u>	<u>\$ 1,700,088,134</u>	<u>\$ 9,084,740,843</u>	<u>\$10,784,828,977</u>

State of Nebraska

**SCHEDULE OF BUDGETED AND ACTUAL
EXPENDITURES PAID BY PROGRAM**

For the year ended June 30, 2006

AGENCY/PROGRAM	GENERAL		CASH		CONSTRUCTION	
	BUDGET	ACTUAL	BUDGET	ACTUAL	BUDGET	ACTUAL
Abstracters, Board of Examiners						
058 Enforce Standards - Abstracters	\$ -	\$ -	\$ 37,323	\$ 31,544	\$ -	\$ -
Accountability & Disclosure Commission, Nebraska						
094 Administration	387,964	373,029	110,021	71,481		
095 Campaign Finance			716,018	120,477		
	<u>387,964</u>	<u>373,029</u>	<u>826,039</u>	<u>191,958</u>	-	-
Administrative Services, Department of						
049 Departmental Administration	31,394	2,198				
101 Chief Information Officer	377,143	374,424	470,484	63,909		
169 Washington Consultant	8,197	864				
170 Intergovernmental Communication						
171 Supporting Services - Materiel			54,637	33,370		
172 Information Management						
173 Communications			2,424,043	1,413,042		
180 Transportation Service Bureau						
245 Public Safety Comm System	150,000					
509 Budget Administration	1,848,761	852,413				
535 Risk Management	112,908	63,668				
536 Sundry Claims	68,917	47,575	25,995	25,995		
560 Building and Grounds	719,561	689,180	792,814	229,543		
567 Fiscal Administration						
573 Operations - LB309			474,102	422,794		
591 Tort Claims	192,054	93,028	200,000	188,555		
592 Indemnification Claims	261,250	16,868				
593 Workers Comp Claims						
594 State Insurance	170,940	170,940				
605 Personnel Division	1,437,582	1,331,487				
606 Benefits Administration			628,663	440,201		
608 Employee Relations	342,186	283,520				
625 Resource Information Study	484,430	484,430	1,954,638	1,953,888		
672 Primary Class Dev			1,250,000	1,000,000		
673 Metropolitan Class Dev			1,875,000	1,500,000		
685 Capitol Commission	3,894,163	3,272,391	17,423	589		
901 State Capitol Improvements					1,019,797	417,727
913 Parking Expansion						
920 Executive Bldg Purchase						
923 Cap Environs Prop Purchase						
932 City Water Connect- LRC					116,232	22,969
939 State Capitol Complex					4,016,307	2,932,970
940 Building Renewal Projects - LB309			17,025,540			
941 DAS - LB309			656,703	306,555		
942 Corrections - LB309			2,755,158	1,023,020		
944 Dept of Ed-Allocation			22,000			
945 Game and Parks - LB309			1,245,388	350,631		
946 Historical Society - LB309			42,644	36,633		
947 DPI / HHSS - LB309			12,084,689	3,680,354		
948 Military - LB309			277,953	127,038		
949 Colleges - LB309			7,303,031	2,616,476		
950 UNK - LB309			269,827	31,827		
951 UNL - LB309			4,117,246	1,078,725		
952 UNO - LB309			979,385	294,665		
953 UNMC - LB309			2,844,238	896,316		

FEDERAL		REVOLVING		TOTAL		UNDER (OVER)
BUDGET	ACTUAL	BUDGET	ACTUAL	BUDGET	ACTUAL	BUDGET
\$ -	\$ -	\$ -	\$ -	\$ 37,323	\$ 31,544	\$ 5,779
				497,985	444,510	53,475
				716,018	120,477	595,541
-	-	-	-	1,214,003	564,987	649,016
		1,680,352	1,140,926	1,711,746	1,143,124	568,622
				847,627	438,333	409,294
				8,197	864	7,333
		3,963,364	2,474,244	3,963,364	2,474,244	1,489,120
		21,411,799	18,688,161	21,466,436	18,721,531	2,744,905
		55,729,437	37,518,936	55,729,437	37,518,936	18,210,501
132,164	132,164	28,768,526	20,690,803	31,324,733	22,236,009	9,088,724
		9,047,235	7,602,402	9,047,235	7,602,402	1,444,833
150,000				300,000	0	300,000
				1,848,761	852,413	996,348
		247,393	227,970	360,301	291,638	68,663
				94,912	73,570	21,342
9,539	9,539	32,122,515	27,772,399	33,644,429	28,700,661	4,943,768
		4,292,440	3,713,911	4,292,440	3,713,911	578,529
				474,102	422,794	51,308
				392,054	281,583	110,471
				261,250	16,868	244,382
		15,212,678	11,845,999	15,212,678	11,845,999	3,366,679
		7,050,024	3,439,922	7,220,964	3,610,862	3,610,102
		6,767,766	5,194,857	8,205,348	6,526,344	1,679,004
				628,663	440,201	188,462
				342,186	283,520	58,666
		1,165,647	1,165,647	3,604,715	3,603,965	750
				1,250,000	1,000,000	250,000
				1,875,000	1,500,000	375,000
		25,000		3,936,586	3,272,980	663,606
				1,019,797	417,727	602,070
		622,638	323,304	622,638	323,304	299,334
		275,307	214,764	275,307	214,764	60,543
		220,000	201,455	220,000	201,455	18,545
				116,232	22,969	93,263
35,969				4,052,276	2,932,970	1,119,306
				17,025,540	0	17,025,540
				656,703	306,555	350,148
				2,755,158	1,023,020	1,732,138
				22,000	0	22,000
				1,245,388	350,631	894,757
				42,644	36,633	6,011
				12,084,689	3,680,354	8,404,335
				277,953	127,038	150,915
				7,303,031	2,616,476	4,686,555
				269,827	31,827	238,000
				4,117,246	1,078,725	3,038,521
				979,385	294,665	684,720
				2,844,238	896,316	1,947,922

State of Nebraska

SCHEDULE OF BUDGETED AND ACTUAL EXPENDITURES PAID BY PROGRAM

For the year ended June 30, 2006

AGENCY/PROGRAM	GENERAL		CASH		CONSTRUCTION	
	BUDGET	ACTUAL	BUDGET	ACTUAL	BUDGET	ACTUAL
Administrative Services, Department of (Continued)						
955 Preventative Maint./Training			295,443	195,912		
969 ETV-Allocation			7,007	7,007		
970 DNR-Allocation			3,920	3,920		
972 State Patrol - LB309			225,381	18,441		
973 Crime Commission - LB 309			30,000	25,662		
	10,099,486	7,682,986	60,353,352	17,965,068	5,152,336	3,373,666
Aeronautics, Department of						
026 Development and Enforcement			3,789,686	2,060,905		
301 Public Airports			24,238,989	17,966,347		
596 State Owned Aircraft			688,120	632,227		
	-	-	28,716,795	20,659,479	-	-
Agriculture, Department of						
027 Departmental Administration	1,581,022	1,519,392	209,336	153,007		
056 Weights and Measures	712,615	686,058	773,798	723,043		
057 Enforce Standards - Dairy Food	760,106	733,985	856,069	839,965		
061 Agricultural Laboratories	625,794	620,937	993,500	957,282		
063 Enforce Standards - Animal Ind.	1,762,996	1,716,422	680,324	625,397		
333 Conservation - Plant Industry	272,555	256,190	2,663,061	2,114,729		
382 Research - Potato Development			113,638	41,471		
387 Research - Poultry Development			301,192	238,728		
564 Agricultural Development						
	5,715,088	5,532,984	6,590,918	5,693,622	-	-
Agriculture, State Board of						
694 Fair Support & Improvement	-	-	2,500,000	2,012,201	-	-
Arts Council, Nebraska						
326 Promotion/Development of Arts	567,897	540,745	25,000	14,000		
327 Aid to the Arts	636,769	623,927				
328 Humanities Aid	182,863	182,863				
329 NE Arts and Humanities			1,500,000	480,316		
	1,387,529	1,347,535	1,525,000	494,316	-	-
Attorney General						
011 Salary - Attorney General	97,937	97,937				
270 Administration	146,903	124,617				
271 Civil Bureau	1,422,231	1,387,199				
272 Criminal Bureau	1,890,214	1,853,542	80,000	34,906		
273 Legal Services Bureau	852,491	738,584	10,000	9,947		
274 Public Protection Bureau	1,125,104	1,071,704	513,896	462,984		
507 Interpretation/Application of Law	5,632	5,632				
508 School Finance Litigation	3,303,369	1,086,035				
575 Byrne Grants	162,960	1,780				
	9,006,841	6,367,030	603,896	507,837	-	-
Auditor of Public Accounts						
010 Salary - Auditor	81,170	78,927				
506 State Agcy & County Post Audits	2,256,394	2,219,562				
525 Cooperative Audits			1,136,332	681,562		
	2,337,564	2,298,489	1,136,332	681,562	-	-

FEDERAL BUDGET	ACTUAL	REVOLVING BUDGET	ACTUAL	TOTAL		UNDER (OVER) BUDGET
				BUDGET	ACTUAL	
				295,443	195,912	99,531
				7,007	7,007	0
				3,920	3,920	0
				225,381	18,441	206,940
				30,000	25,662	4,338
327,672	141,703	188,602,121	142,215,700	264,534,967	171,379,123	93,155,844
				3,789,686	2,060,905	1,728,781
				24,238,989	17,966,347	6,272,642
				688,120	632,227	55,893
-	-	-	-	28,716,795	20,659,479	8,057,316
422,190	314,608	445,702	404,279	2,658,250	2,391,286	266,964
				1,486,413	1,409,101	77,312
53,379	49,627			1,669,554	1,623,577	45,977
238,746	235,848			1,858,040	1,814,067	43,973
1,103,201	863,131			3,546,521	3,204,950	341,571
1,108,486	1,086,450			4,044,102	3,457,369	586,733
				113,638	41,471	72,167
				301,192	238,728	62,464
206,254	165,569			206,254	165,569	40,685
3,132,256	2,715,233	445,702	404,279	15,883,964	14,346,118	1,537,846
-	-	-	-	2,500,000	2,012,201	487,799
229,787	152,009			822,684	706,754	115,930
534,980	489,400			1,171,749	1,113,327	58,422
				182,863	182,863	0
				1,500,000	480,316	1,019,684
764,767	641,409	-	-	3,677,296	2,483,260	1,194,036
				97,937	97,937	0
				146,903	124,617	22,286
792,323	623,227	333,987	308,396	1,756,218	1,695,595	60,623
				2,762,537	2,511,675	250,862
		24,068	22,107	886,559	770,638	115,921
		356,212	327,147	1,995,212	1,861,835	133,377
				5,632	5,632	0
				3,303,369	1,086,035	2,217,334
309,813	103,324			472,773	105,104	367,669
1,102,136	726,551	714,267	657,650	11,427,140	8,259,068	3,168,072
				81,170	78,927	2,243
				2,256,394	2,219,562	36,832
				1,136,332	681,562	454,770
-	-	-	-	3,473,896	2,980,051	493,845

State of Nebraska

**SCHEDULE OF BUDGETED AND ACTUAL
EXPENDITURES PAID BY PROGRAM**

For the year ended June 30, 2006

AGENCY/PROGRAM	GENERAL		CASH		CONSTRUCTION	
	BUDGET	ACTUAL	BUDGET	ACTUAL	BUDGET	ACTUAL
Banking and Finance, Department of						
065 Enforce Stndrds - Financial Instit			4,361,382	3,769,652		
066 Enforce Standards - Securities			1,312,970	1,071,972		
	-	-	5,674,352	4,841,624	-	-
Barber Examiners, Board of						
080 Enforce Standards - Barbering	-	-	163,828	112,187	-	-
Blind and Visually Impaired, Commission for the						
357 Operations	673,489	673,489	142,231	58,450	-	-
Brand Committee, Nebraska						
075 Enforce Stndrds - Brand Inspect	-	-	3,945,434	3,551,943	-	-
Corn Development, Utilization and Marketing Board, Nebraska						
384 Corn Development Board	-	-	5,216,112	2,855,053	-	-
Correctional Services, Department of (1)						
260 Secure Youth Facility	4,110,267	3,858,278				
300 Tecumseh Correctional Ctr	22,089,290	20,643,643				
367 Community Based Services			95,500			
368 CCC - Lincoln	3,214,563	3,010,571				
369 CCC - Omaha	1,678,385	1,554,996				
370 Central Office	37,068,603	34,561,390	5,199,205	4,533,216		
372 State Penitentiary	24,986,199	23,511,692				
373 Center for Women - York	6,947,376	6,524,663				
375 Diagnostic and Eval. Center	7,537,302	7,126,582				
376 Lincoln Correctional Center	13,382,812	12,717,882				
377 Omaha Correctional Center	10,543,909	9,902,424				
386 McCook Work Camp	3,700,754	3,438,148				
389 Adult Parole	1,893,107	1,785,076				
390 Federal Surplus Property						
495 Central Warehouse						
563 Correctional Industries						
575 Byrne Grants			42,922	32,666		
725 Building Depreciation	974,425	969,327				
750 Jail Reimbursement Aid	3,501,405	3,501,405				
915 Max-Med Security Facility					305,847	225,248
916 NCW-York Facilities					1,587,644	325,165
918 Double Y Building Renovation					700,000	301,684
	141,628,397	133,106,077	5,337,627	4,565,882	2,593,491	852,097
Criminal Justice, Commission on Law Enforcement and						
150 Juvenile Services Act	721,054	697,709				
155 County Juvenile Services Aid	1,492,500	1,043,892				
196 Law Enforcement Aid	16,478	16,478				
198 Central Administration	550,050	468,739	37,687	25,754		
199 Grand Island Training Center	1,020,633	990,560	1,211,124	1,059,389		
201 Victim/Witness Assistance	54,091	52,975				
202 Crime Reparations	28,590	27,440	65,000	29,626		
203 Jail Standards Board	273,529	220,904				
210 State Agency Byrne Funds			209,045			

FEDERAL		REVOLVING		TOTAL		UNDER (OVER)
BUDGET	ACTUAL	BUDGET	ACTUAL	BUDGET	ACTUAL	BUDGET
				4,361,382	3,769,652	591,730
				1,312,970	1,071,972	240,998
-	-	-	-	5,674,352	4,841,624	832,728
-	-	-	-	163,828	112,187	51,641
3,544,770	2,900,430	-	-	4,360,490	3,632,369	728,121
-	-	-	-	3,945,434	3,551,943	393,491
763,464	82,092	-	-	5,979,576	2,937,145	3,042,431
				4,110,267	3,858,278	251,989
				22,089,290	20,643,643	1,445,647
				95,500	0	95,500
				3,214,563	3,010,571	203,992
				1,678,385	1,554,996	123,389
2,226,510	1,651,950			44,494,318	40,746,556	3,747,762
				24,986,199	23,511,692	1,474,507
88,962	61,582			7,036,338	6,586,245	450,093
				7,537,302	7,126,582	410,720
				13,382,812	12,717,882	664,930
				10,543,909	9,902,424	641,485
				3,700,754	3,438,148	262,606
				1,893,107	1,785,076	108,031
		720,938	378,278	720,938	378,278	342,660
		5,318,787	2,956,625	5,318,787	2,956,625	2,362,162
		11,429,653	9,873,328	11,429,653	9,873,328	1,556,325
100,497	94,743			143,419	127,409	16,010
		26,007	26,007	1,000,432	995,334	5,098
				3,501,405	3,501,405	0
				305,847	225,248	80,599
				1,587,644	325,165	1,262,479
				700,000	301,684	398,316
2,415,969	1,808,275	17,495,385	13,234,238	169,470,869	153,566,569	15,904,300
				721,054	697,709	23,345
				1,492,500	1,043,892	448,608
				16,478	16,478	0
7,435,400	5,895,389			8,023,137	6,389,882	1,633,255
54,963	43,252			2,286,720	2,093,201	193,519
2,615,888	2,335,187			2,669,979	2,388,162	281,817
62,300	51,325			155,890	108,391	47,499
				273,529	220,904	52,625
526,451				735,496	0	735,496

State of Nebraska

**SCHEDULE OF BUDGETED AND ACTUAL
EXPENDITURES PAID BY PROGRAM**

For the year ended June 30, 2006

AGENCY/PROGRAM	GENERAL		CASH		CONSTRUCTION	
	BUDGET	ACTUAL	BUDGET	ACTUAL	BUDGET	ACTUAL
Criminal Justice, Commission on (continued)						
215 Criminal Justice Info System	152,373	139,365	29,000	29,000		
220 Comm Corrections Council	1,469,309	217,530	560,000	293,486		
575 Byrne Grants	46,868	29,859	55,511	20,793		
	<u>5,825,475</u>	<u>3,905,451</u>	<u>2,167,367</u>	<u>1,458,048</u>	<u>-</u>	<u>-</u>
Dairy Industry Development Board, Nebraska						
114 Dairy Industry Board	-	-	1,800,657	1,076,039	-	-
Deaf/Hard of Hearing, Commission for the						
578 Hearing Impaired	774,578	721,052	61,711	33,035	-	-
Dry Bean Commission						
137 Dry Bean Commission	-	-	306,925	256,976	-	-
Economic Development, Department of						
134 Rural Development Commission	150,000	109,192				
600 Administration	1,191,532	1,177,070	296,610	153,135		
601 Community Affairs	1,588,270	718,629	12,229,580	4,623,669		
603 Industry Recruitment	2,755,491	2,387,659	20,978,548	2,554,186		
618 Tourism Promotion	450,062	93,070	3,539,992	3,029,168		
655 Local Civic/Convention Finance			1,430,195	330,665		
	<u>6,135,355</u>	<u>4,485,620</u>	<u>38,474,925</u>	<u>10,690,823</u>	<u>-</u>	<u>-</u>
Education, State Department of						
025 Commissioner's Office	7,278,678	7,214,984	837,528	412,765		
158 Education Aid	868,212,797	852,001,705	1,040,938	646,505		
161 Education Innovation			23,847	19,519		
351 Vocational Rehabilitation	3,970,198	3,647,517	707,174	254,926		
352 Disability Determinations						
401 School for the Deaf	2,600,073	1,594,360	3,000	2,840		
402 School for Visually Handicapped	1,581,597	1,533,607				
403 Diagnostic Resource Center	2,317,459	1,661,325				
440 Finance/Organization Services	164,206	127,552	5,106	3,990		
441 Curriculum/Instruction	126,875	104,207	55,047	7,598		
442 Staff Dev / Instruction	67,502	54,087				
443 Educational Technology	59,804	41,781	20,000	6,645		
444 Early Childhood Care & Educ.	1,295,171	1,262,758	102,896	21,961		
445 Planning / Eval / Data Systems	72,826	59,183	10,000	3,928		
446 Adult Program Services	150,067	143,506	145,812	126,805		
447 Accreditation	42,000	40,590	6,153	153		
448 Special Population Programs	10,475,607	10,475,606	70,000	7,246		
449 Communications/Info Services						
451 Administrative Services						
614 Professional Practices Comm			104,727	100,736		
	<u>898,414,860</u>	<u>879,962,768</u>	<u>3,132,228</u>	<u>1,615,617</u>	<u>-</u>	<u>-</u>
Educational Lands and Funds, Board of						
529 Land Surveys	441,845	278,844	43,113	29,820		
554 Dispute Survey Settlements			32,754	120		
582 School Land Trust			8,371,246	8,216,748		
	<u>441,845</u>	<u>278,844</u>	<u>8,447,113</u>	<u>8,246,688</u>	<u>-</u>	<u>-</u>

FEDERAL		REVOLVING		TOTAL		UNDER (OVER)
BUDGET	ACTUAL	BUDGET	ACTUAL	BUDGET	ACTUAL	BUDGET
2,194,774	1,530,402			2,376,147	1,698,767	677,380
				2,029,309	511,016	1,518,293
253,849	70,415			356,228	121,067	235,161
13,143,625	9,925,970	-	-	21,136,467	15,289,469	5,846,998
-	-	-	-	1,800,657	1,076,039	724,618
-	-	-	-	836,289	754,087	82,202
-	-	-	-	306,925	256,976	49,949
				150,000	109,192	40,808
150,621	107,216			1,638,763	1,437,421	201,342
23,535,497	19,962,236			37,353,347	25,304,534	12,048,813
757,574	693,516			24,491,613	5,635,361	18,856,252
963,893	334,168			4,953,947	3,456,406	1,497,541
				1,430,195	330,665	1,099,530
25,407,585	21,097,136	-	-	70,017,865	36,273,579	33,744,286
10,043,169	5,653,744	885,945	347,875	19,045,320	13,629,368	5,415,952
246,664,572	135,578,296			1,115,918,307	988,226,506	127,691,801
				23,847	19,519	4,328
17,952,245	16,775,858			22,629,617	20,678,301	1,951,316
10,061,661	8,885,226			10,061,661	8,885,226	1,176,435
				2,603,073	1,597,200	1,005,873
				1,581,597	1,533,607	47,990
				2,317,459	1,661,325	656,134
61,722,437	17,317,853			61,891,749	17,449,395	44,442,354
13,662,178	8,456,531			13,844,100	8,568,336	5,275,764
1,266,989	752,018			1,334,491	806,105	528,386
40,003	8,657	5,000	1,732	124,807	58,815	65,992
2,507,186	1,233,395			3,905,253	2,518,114	1,387,139
65,077	26,843	100,088	18,884	247,991	108,838	139,153
4,087,517	2,364,169			4,383,396	2,634,480	1,748,916
				48,153	40,743	7,410
86,082,786	15,586,126			96,628,393	26,068,978	70,559,415
90,838,508	62,430,923			90,838,508	62,430,923	28,407,585
534,778	131,468	76,060	22,669	610,838	154,137	456,701
				104,727	100,736	3,991
545,529,106	275,201,107	1,067,093	391,160	1,448,143,287	1,157,170,652	290,972,635
				484,958	308,664	176,294
				32,754	120	32,634
				8,371,246	8,216,748	154,498
-	-	-	-	8,888,958	8,525,532	363,426

State of Nebraska

**SCHEDULE OF BUDGETED AND ACTUAL
EXPENDITURES PAID BY PROGRAM**

For the year ended June 30, 2006

AGENCY/PROGRAM	GENERAL		CASH		CONSTRUCTION	
	BUDGET	ACTUAL	BUDGET	ACTUAL	BUDGET	ACTUAL
Educational Telecommunications Commission, Nebraska						
533 Educational Television	9,452,382	8,876,318	189,822	189,822		
566 Public Radio	486,624	437,440	11,925	11,925		
901 Satellite System			20,000		174,949	119,627
905 KLNE Lexington Transmitter					29,397	29,397
906 KMNE Bassett Transmitter					29,499	29,499
911 TV Project Consulting					5,700,000	5,700,000
913 Carpenter Building Renovation					1,741,207	1,738,188
919 DTV Construction			1,200,000			
925 Beatrice Tower Replacement					30,000	
926 KLNE-LEX Tower Replacement					202,507	5,000
991 UNO TV Equipment Replacement					7,000	7,000
	<u>9,939,006</u>	<u>9,313,758</u>	<u>1,421,747</u>	<u>201,747</u>	<u>7,914,559</u>	<u>7,628,711</u>
Electrical Board, Nebraska						
197 Public Protection	-	-	1,517,504	1,213,637	-	-
Engineers and Architects, Board of Examiners for Professional						
082 Enforce Stnds / Engrs & Archtcs	-	-	742,588	653,637	-	-
Environmental Quality, Department of						
513 Environmental Control	724,914	644,204	12,012			
523 Wastewater Loan Fund			1,000,000	381,543		
528 Drinking Water Loan Fund						
585 LLRW Disposal Act	3,150	3,150				
586 Water Quality	2,116,234	2,019,409	22,450,545	17,225,544		
587 Land Quality	291,991	276,022	7,960,213	7,939,025		
588 Air Quality	323,279	250,419	2,604,760	2,334,694		
	<u>3,459,568</u>	<u>3,193,204</u>	<u>34,027,530</u>	<u>27,880,806</u>	<u>-</u>	<u>-</u>
Equal Opportunity Commission						
059 Enforce Stnds - Equal Employmn	1,276,035	1,261,645	-	-	-	-
Ethanol Board, Nebraska						
516 Nebraska Ethanol Board	-	-	566,401	431,050	-	-
Fire Marshal, State						
193 Public Protection			200,132			
225 General Operations	3,080,044	2,716,062	370,073	302,847		
226 Pipeline Safety			259,413	180,833		
227 Underground Storage Tanks			284,598	182,870		
340 Training Division	695,829	673,454	115,893	99,357		
415 Emergency Responders Act	13,150	5,986				
	<u>3,789,023</u>	<u>3,395,502</u>	<u>1,230,109</u>	<u>765,907</u>	<u>-</u>	<u>-</u>
Foster Care Review Board, State						
116 Foster Care Review Board	1,171,374	1,169,742	6,000	3,060	-	-
Game and Parks Commission						
162 Environmental Trust	12,000	11,806	25,027,945	8,763,053		
330 Habitat Development			3,827,594	3,596,036		
336 Wildlife Conservation	1,143,155	1,130,120	19,615,199	17,197,519		

FEDERAL		REVOLVING		TOTAL		UNDER (OVER)
BUDGET	ACTUAL	BUDGET	ACTUAL	BUDGET	ACTUAL	BUDGET
				9,642,204	9,066,140	576,064
				498,549	449,365	49,184
				194,949	119,627	75,322
52,918	19,598			82,315	48,995	33,320
24,160	19,666			53,659	49,165	4,494
				5,700,000	5,700,000	0
				1,741,207	1,738,188	3,019
2,414,236	7,543			3,614,236	7,543	3,606,693
				30,000	0	30,000
				202,507	5,000	197,507
				7,000	7,000	0
2,491,314	46,807	-	-	21,766,626	17,191,023	4,575,603
-	-	-	-	1,517,504	1,213,637	303,867
-	-	-	-	742,588	653,637	88,951
3,215,337	2,997,452			3,952,263	3,641,656	310,607
10,140,000	5,587,820			11,140,000	5,969,363	5,170,637
10,000,000	7,265,726			10,000,000	7,265,726	2,734,274
				3,150	3,150	0
9,235,826	8,972,169			33,802,605	28,217,122	5,585,483
2,353,638	2,257,278			10,605,842	10,472,325	133,517
1,398,388	1,357,986			4,326,427	3,943,099	383,328
36,343,189	28,438,431	-	-	73,830,287	59,512,441	14,317,846
1,023,684	710,724	-	-	2,299,719	1,972,369	327,350
34,000	34,000	-	-	600,401	465,050	135,351
45,260				245,392	0	245,392
107,149	47,011			3,557,266	3,065,920	491,346
140,297	72,662			399,710	253,495	146,215
215,771	213,054			500,369	395,924	104,445
129,791	88,488			941,513	861,299	80,214
				13,150	5,986	7,164
638,268	421,215	-	-	5,657,400	4,582,624	1,074,776
548,932	385,506	-	-	1,726,306	1,558,308	167,998
4,083,677	1,459,159			25,039,945	8,774,859	16,265,086
4,780,694	2,853,796			7,911,271	5,055,195	2,856,076
				25,539,048	21,181,435	4,357,613

State of Nebraska

**SCHEDULE OF BUDGETED AND ACTUAL
EXPENDITURES PAID BY PROGRAM**

For the year ended June 30, 2006

AGENCY/PROGRAM	GENERAL		CASH		CONSTRUCTION	
	BUDGET	ACTUAL	BUDGET	ACTUAL	BUDGET	ACTUAL
Game and Parks Commission (continued)						
337 Administration	704,372	696,125	3,594,365	3,205,165		
338 Niobrara Scenic River	50,000	50,000	3,760			
549 Parks - Admin & Operation	4,870,422	4,844,870	14,517,921	11,255,328		
550 Special Federal Aid Programs	142,992	140,053	148,979	69,359		
617 Engineering & Area Maintenance	2,649,499	2,560,654	3,067,605	2,273,787		
628 Credit Card Discount Sales			368,100	367,942		
900 State Park Facilities Improvement			702,706	108,497		
901 State Parks Maintenance			828,476	206,321		
902 Trail Development Assistance			178,218	96,785		
919 Aid - Political Sub Divisions 69/77						
924 Wildlife Land Acquisition/Improvement			1,214,629	456,620		
955 Youth Outdoor Skill Training			250,001	187,500		
960 Park and Recreation Land Acquis			500,000			
961 Lewis and Clark Commemoration			16,898			
962 Environmental Trust-NCCF					13,850	12,923
966 State Recreational Trails						
967 State Park Improvements			2,321,863	250,438		
968 State Historical Areas			315,636	31,100		
969 State Recreation Areas			1,224,697	286,858		
971 Special Use Areas			1,962,374	337,464		
972 Administration Facilities			660,640	12,321		
973 Fish Production			775,968	83,332		
975 Emergency Repairs - Parks			189,645	68,494		
976 Emer Repairs - Other facilities			212,483	5,088		
977 Nongame / Endangered Species			173,564			
979 Cowboy Trail Emerg Repair			164,975	8,923		
981 Aquatic Habitat Improvement			6,835,575	1,524,183		
983 Buffalo Soldier Barracks			8,485			
	<u>9,572,440</u>	<u>9,433,628</u>	<u>88,708,301</u>	<u>50,392,113</u>	<u>13,850</u>	<u>12,923</u>
Geologists, Board of						
159 Operations	-	-	30,022	22,763	-	-
Governor						
002 Salary - Governor	111,017	109,117				
018 Policy Research Office	752,279	423,468				
021 Office of the Governor	1,123,767	915,834				
106 Energy Office Administration			616,247	386,088		
107 School Weatherization			29,154	26,574		
	<u>1,987,063</u>	<u>1,448,419</u>	<u>645,401</u>	<u>412,662</u>	<u>-</u>	<u>-</u>
Grain Sorghum Development, Utilization and Marketing Board						
406 Grain Sorghum Development	-	-	505,056	133,764	-	-
Health and Human Services System - Finance and Support						
038 Behavioral Health Aid	52,541,829	39,954,886	21,988,142	16,179,870		
136 Legal Procedure - Termination	143,471	128,034				
175 Medical Student Assistance	762,776	582,878	782,685	599,572		
316 Predisp Detention	238,322	237,327				
341 Administration	34,396,879	33,362,148	8,669,868	4,219,120		
343 Excell - Health Care Grants			26,342	22,764		
344 Children's Health Insurance	11,768,657	6,773,785	5,001,480	5,000,000		

FEDERAL		REVOLVING		TOTAL		UNDER (OVER)
BUDGET	ACTUAL	BUDGET	ACTUAL	BUDGET	ACTUAL	BUDGET
60,081	28,702			4,358,818	3,929,992	428,826
233,626	200,101			287,386	250,101	37,285
450,228	95,384			19,838,571	16,195,582	3,642,989
64,267	5,765			356,238	215,177	141,061
				5,717,104	4,834,441	882,663
				368,100	367,942	158
979,589	158,514			1,682,295	267,011	1,415,284
210,208				1,038,684	206,321	832,363
3,544,162	915,970			3,722,380	1,012,755	2,709,625
1,504,524	677,708			1,504,524	677,708	826,816
967,208	609,084			2,181,837	1,065,704	1,116,133
				250,001	187,500	62,501
				500,000	0	500,000
				16,898	0	16,898
				13,850	12,923	927
1,761,093	512,195			1,761,093	512,195	1,248,898
243,931				2,565,794	250,438	2,315,356
230,067	79,450			545,703	110,550	435,153
99,587	98,116			1,324,284	384,974	939,310
146,500	854			2,108,874	338,318	1,770,556
				660,640	12,321	648,319
				775,968	83,332	692,636
				189,645	68,494	121,151
36,885	25,572			249,368	30,660	218,708
				173,564	0	173,564
				164,975	8,923	156,052
				6,835,575	1,524,183	5,311,392
7,214				15,699	0	15,699
19,403,541	7,720,370	-	-	117,698,132	67,559,034	50,139,098
-	-	-	-	30,022	22,763	7,259
				111,017	109,117	1,900
				752,279	423,468	328,811
				1,123,767	915,834	207,933
7,333,493	5,920,632			7,949,740	6,306,720	1,643,020
				29,154	26,574	2,580
7,333,493	5,920,632	-	-	9,965,957	7,781,713	2,184,244
-	-	-	-	505,056	133,764	371,292
19,960,967	12,503,905			94,490,938	68,638,661	25,852,277
115,404	99,966			258,875	228,000	30,875
				1,545,461	1,182,450	363,011
				238,322	237,327	995
97,301,916	96,508,570			140,368,663	134,089,838	6,278,825
				26,342	22,764	3,578
35,052,046	30,814,411			51,822,183	42,588,196	9,233,987

State of Nebraska

**SCHEDULE OF BUDGETED AND ACTUAL
EXPENDITURES PAID BY PROGRAM**

For the year ended June 30, 2006

AGENCY/PROGRAM	GENERAL		CASH		CONSTRUCTION	
	BUDGET	ACTUAL	BUDGET	ACTUAL	BUDGET	ACTUAL
Health and Human Services System - Finance and Support (Continued)						
347 Public Assistance	220,425,009	202,201,244	6,258,585	5,698,775		
348 Medical Assistance	519,453,245	497,912,355	19,657,896	17,905,429		
350 Child Abuse Prevention			250,000	180,927		
424 Developmental Disability Aid	61,967,510	56,308,138	6,173,500	5,532,711		
502 Public Health Aid	437,500	437,500	8,888,565	8,584,009		
514 Health Aid	3,415,253	2,945,261	8,414,896	8,383,633		
559 Aging Care Management	2,001,642	1,842,085				
571 Aging - Comm Based Serv Aid	4,632,742	3,903,891				
622 Cancer Research Aid			13,704,392	2,575,953		
623 Biomedical Research			12,000,000	12,000,000		
	<u>912,184,835</u>	<u>846,589,532</u>	<u>111,816,351</u>	<u>86,882,763</u>	<u>-</u>	<u>-</u>
Health and Human Services System - Health and Human Services						
030 Tobacco Prevention and Care			742,431	742,431		
033 Department Central Office	54,816,474	53,716,972	2,806,614	2,180,790		
035 Respite Care	58,515	42,238	409,544	371,289		
039 Protection & Safety - Children	808,316	791,048	420,001	108,163		
250 Juvenile Servicees						
315 Office of Juvenile Services	318,302	306,885				
345 Juvenile Community-Based	6,002,320	5,496,762	590,706	590,706		
361 Regional Center - Hastings	11,096,047	10,897,114	1,023,988	1,012,167		
362 Regional Center - Norfolk	15,783,176	15,644,247	1,019,337	1,018,341		
363 Regional Center - Lincoln	23,590,256	23,152,741	1,493,165	1,457,662		
364 Juvenile Parole Services	589,112	588,021				
371 YRTC - Geneva	5,873,723	5,578,552	101,875	97,041		
374 YRTC - Kearney	8,167,379	7,838,781	390,197	389,914		
379 OBRA - CBRS Aid	131,144	130,381				
421 Beatrice State Develop. Center	18,603,966	16,967,607	4,179,645	4,048,650		
510 Vets Home System Admin	210,487	144,914				
519 Grand Island Veterans Home	8,160,330	7,715,264	6,400,000	6,134,338		
520 Norfolk Veterans Home	2,945,000	2,808,260	4,960,647	4,744,151		
521 Scottsbluff Veterans Home	3,100,929	2,924,327	1,877,485	1,698,527		
522 Douglas County Veterans Home	4,571,958	4,373,731	2,240,532	2,097,016		
901 Veterans' Home - Misc Improvmt			438			
905 Norfolk Veterans Home					18,711	
907 Grand Island Dietary Facility					2,033	
916 Multipurpose Bldg-W. Ne. Vet. Home					1,401	1,314
918 Site Improv-YRTC Geneva					68	
920 Bldg-Facilities Fee Fund					6,499,095	3,094,690
922 Veterans Home-Douglas County					1,939,863	92,239
923 HHS-R Bldg West Wing Renov					104,059	
924 GI Vets Home-Parking Lots					6,004	2,715
931 YRTC's - Facility Improvements					19,397	19,072
940 Multipurpose Building-Geneva						
	<u>164,827,434</u>	<u>159,117,845</u>	<u>28,656,605</u>	<u>26,691,186</u>	<u>8,590,631</u>	<u>3,210,030</u>
Health and Human Services System - Regulation and Licensure						
030 Tobacco Prev & Control			3,060,000	1,581,284		
177 Administration/Operations	5,549,357	5,526,869	11,038,832	10,978,683		
178 Professional Licensure	86,332	55,203	4,143,759	4,119,701		
179 Public Health Administration	882,648	713,267	509,512	363,484		
	<u>6,518,337</u>	<u>6,295,339</u>	<u>18,752,103</u>	<u>17,043,152</u>	<u>-</u>	<u>-</u>

FEDERAL		REVOLVING		TOTAL		UNDER (OVER)
BUDGET	ACTUAL	BUDGET	ACTUAL	BUDGET	ACTUAL	BUDGET
120,472,072	117,016,129			347,155,666	324,916,148	22,239,518
965,217,238	854,662,888			1,504,328,379	1,370,480,672	133,847,707
50,000				300,000	180,927	119,073
98,489,656				166,630,666	61,840,849	104,789,817
				9,326,065	9,021,509	304,556
35,381,461	33,689,475			47,211,610	45,018,369	2,193,241
				2,001,642	1,842,085	159,557
9,376,565	9,157,197			14,009,307	13,061,088	948,219
				13,704,392	2,575,953	11,128,439
				12,000,000	12,000,000	0
1,381,417,325	1,154,452,541	-	-	2,405,418,511	2,087,924,836	317,493,675
				742,431	742,431	0
78,701,842	76,110,061			136,324,930	132,007,823	4,317,107
461,758	371,391			929,817	784,918	144,899
86,684	29,000			1,315,001	928,211	386,790
626,586				626,586	0	626,586
				318,302	306,885	11,417
1,596,323	620,102			8,189,349	6,707,570	1,481,779
2,685,949	2,636,172			14,805,984	14,545,453	260,531
828,037	824,707			17,630,550	17,487,295	143,255
3,977,219	3,915,325			29,060,640	28,525,728	534,912
				589,112	588,021	1,091
230,271	144,825			6,205,869	5,820,418	385,451
585,762	365,434			9,143,338	8,594,129	549,209
373,802	361,593			504,946	491,974	12,972
26,211,472	25,037,319			48,995,083	46,053,576	2,941,507
				210,487	144,914	65,573
5,493,456	4,690,931			20,053,786	18,540,533	1,513,253
2,871,874	2,474,722			10,777,521	10,027,133	750,388
959,589	887,119			5,938,003	5,509,973	428,030
2,294,702	2,213,746			9,107,192	8,684,493	422,699
97				535	0	535
5,019				5,019	0	5,019
220,687	106,571			239,398	106,571	132,827
25,162				27,195	0	27,195
				1,401	1,314	87
				68	0	68
13,307,104	4,747,551			19,806,199	7,842,241	11,963,958
				1,939,863	92,239	1,847,624
				104,059	0	104,059
				6,004	2,715	3,289
				19,397	19,072	325
141,543,395	125,536,569	-	-	343,618,065	314,555,630	29,062,435
				3,060,000	1,581,284	1,478,716
26,637,241	25,766,434			43,225,430	42,271,986	953,444
				4,230,091	4,174,904	55,187
13,250,565	11,563,516			14,642,725	12,640,267	2,002,458
39,887,806	37,329,950	-	-	65,158,246	60,668,441	4,489,805

State of Nebraska

**SCHEDULE OF BUDGETED AND ACTUAL
EXPENDITURES PAID BY PROGRAM**

For the year ended June 30, 2006

AGENCY/PROGRAM	GENERAL		CASH		CONSTRUCTION	
	BUDGET	ACTUAL	BUDGET	ACTUAL	BUDGET	ACTUAL
Historical Society, Nebraska State						
043 Departmental Administration	1,797,773	1,699,250	98,845	37,229		
258 Library/Archives	788,832	679,100	108,231	77,881		
541 Museum Operation	347,581	330,876	116,829	32,108		
542 Branch Museums	606,369	584,545				
543 Archeology	229,736	214,788	831,439	440,754		
552 Historical Preservation	208,420	202,716	33,855	10,799		
647 Skeletal Remains Protection Act	30,000	19,310				
653 Ford Conservation Center	262,858	249,573	262,128	196,463		
	<u>4,271,569</u>	<u>3,980,158</u>	<u>1,451,327</u>	<u>795,234</u>	-	-
Indian Affairs, Commission of						
584 Indian Affairs	185,086	178,971	63,678	4,496	-	-
Industrial Relations, Commission of						
531 Comm. of Industrial Relations	270,991	238,759	-	-	-	-
Insurance, Department of						
068 Medical Professional Liability			171,631	159,484		
069 Enforce Standards - Insurance			11,305,063	8,419,561		
556 Liquidation of Insurance Comp			10,000	24		
	-	-	11,486,694	8,579,069	-	-
Investment Council, Nebraska						
610 Investment Administration	-	-	1,159,079	1,133,700	-	-
Labor, Department of						
031 Division of Employment			969,816	502,848		
194 Protection of People & Property	556,627	400,803	1,130,004	1,008,539		
	<u>556,627</u>	<u>400,803</u>	<u>2,099,820</u>	<u>1,511,387</u>	-	-
Land Surveyors, State Board of Examiners for						
083 Enforce Stndrds - Land Surveyor	-	-	32,522	20,598	-	-
Landscape Architects, State Board of						
597 Board of Landscape Architects	-	-	14,510	10,482	-	-
Legislative Council						
001 Salaries - Legislative	632,982	629,029				
122 Legislative Services	8,457,435	7,037,670	172,082	96,738		
123 Clerk of Legislature	3,988,140	2,718,276	49,634	28,639		
126 Legislative Research Service	1,252,861	1,070,492				
127 Reviser of Statutes	1,529,675	1,216,842	100,000			
501 Committee on Intrgvmtntl Coop	579,752	429,289				
504 Office of Public Counsel	760,258	702,728				
638 Fiscal and Program Analysis	1,306,518	1,228,477				
	<u>18,507,621</u>	<u>15,032,803</u>	<u>321,716</u>	<u>125,377</u>	-	-
Library Commission, Nebraska						
252 Library Operations	2,303,438	2,289,072	110,120	104,048		
302 Library Development	1,266,092	1,264,013				
	<u>3,569,530</u>	<u>3,553,085</u>	<u>110,120</u>	<u>104,048</u>	-	-
Lieutenant Governor						

FEDERAL		REVOLVING		TOTAL		UNDER (OVER)
BUDGET	ACTUAL	BUDGET	ACTUAL	BUDGET	ACTUAL	BUDGET
				1,896,618	1,736,479	160,139
4,629	1,452			901,692	758,433	143,259
249,837	2,597			714,247	365,581	348,666
				606,369	584,545	21,824
261,535	204,264			1,322,710	859,806	462,904
701,530	602,149			943,805	815,664	128,141
				30,000	19,310	10,690
4,082	297			529,068	446,333	82,735
1,221,613	810,759	-	-	6,944,509	5,586,151	1,358,358
-	-	-	-	248,764	183,467	65,297
-	-	-	-	270,991	238,759	32,232
				171,631	159,484	12,147
650,309	372,002			11,955,372	8,791,563	3,163,809
				10,000	24	9,976
650,309	372,002	-	-	12,137,003	8,951,071	3,185,932
-	-	-	-	1,159,079	1,133,700	25,379
76,284,046	40,670,764			77,253,862	41,173,612	36,080,250
700,238	590,389			2,386,869	1,999,731	387,138
76,984,284	41,261,153	-	-	79,640,731	43,173,343	36,467,388
-	-	-	-	32,522	20,598	11,924
-	-	-	-	14,510	10,482	4,028
				632,982	629,029	3,953
39,270				8,668,787	7,134,408	1,534,379
				4,037,774	2,746,915	1,290,859
				1,252,861	1,070,492	182,369
				1,629,675	1,216,842	412,833
				579,752	429,289	150,463
				760,258	702,728	57,530
				1,306,518	1,228,477	78,041
39,270	-	-	-	18,868,607	15,158,180	3,710,427
739,460	658,453			3,153,018	3,051,573	101,445
744,511	728,985			2,010,603	1,992,998	17,605
1,483,971	1,387,438	-	-	5,163,621	5,044,571	119,050

State of Nebraska

**SCHEDULE OF BUDGETED AND ACTUAL
EXPENDITURES PAID BY PROGRAM**

For the year ended June 30, 2006

AGENCY/PROGRAM	GENERAL		CASH		CONSTRUCTION	
	BUDGET	ACTUAL	BUDGET	ACTUAL	BUDGET	ACTUAL
008 Salary - Lieutenant Governor	81,893	76,797				
124 Office - Lieutenant Governor	77,671	43,344				
	<u>159,564</u>	<u>120,141</u>	-	-	-	-
Liquor Control Commission, Nebraska						
073 Licensing and Regulation	832,238	772,516	55,111	31,733	-	-
Mexican-Americans Commission on						
537 Mexican-American Commission	204,489	173,017	-	-	-	-
Military, Department of						
192 Governor's Emergency Program	1,583,339	591,762	1,200,001			
544 National and State Guard	2,749,706	2,740,825	471,517	303,468		
545 Civil Defense	888,885	683,851	483,853	337,510		
548 Tuition Assistance	841,700	371,051				
905 Joint Operations Center						
906 Joint Operations Center (NEMA)					946,450	21,883
925 Federally Funded Projects						
	<u>6,063,630</u>	<u>4,387,489</u>	<u>2,155,371</u>	<u>640,978</u>	<u>946,450</u>	<u>21,883</u>
Motor Vehicle Industry Licensing Board, Nebraska						
076 Enforce Stndrds - Automotive Ind	-	-	600,394	590,521	-	-
Motor Vehicles, Department of						
070 Enforce Stndrds - Motor Vehicles			17,153,176	13,765,175		
090 License Plates			4,922,086	3,702,794		
644 Highway Safety			296,485	261,304		
	<u>-</u>	<u>-</u>	<u>22,371,747</u>	<u>17,729,273</u>	<u>-</u>	<u>-</u>
Natural Resources, Department of						
303 State Aid - Small Watershed			500,000			
304 Nebraska Water Conservation	3,710,219	2,665,087	405,000	140,539		
306 Water Well Decommission			477,642	145,452		
307 Resources Development Fund	8,644,510	2,943,462	50,000			
308 Soil Survey Fund	143,051	93,427				
309 Nat Res Enhance Fund			2,628,608	1,002,000		
310 Water Resources Development	8,661,748	1,369,823	478,743	478,682		
331 Nebraska Water Rights	2,053,029	929,851				
334 Soil and Water Conservation	6,421,939	5,818,486	984,448	760,545		
	<u>29,634,496</u>	<u>13,820,136</u>	<u>5,524,441</u>	<u>2,527,218</u>	<u>-</u>	<u>-</u>
Oil and Gas Conservation Commission, Nebraska						
335 Oil and Gas Conservation	-	-	552,514	512,320	-	-
Pardons, Board of						
320 Parole Board Salaries	419,897	388,380				
358 Board of Parole	323,916	289,460				
	<u>743,813</u>	<u>677,840</u>	<u>-</u>	<u>-</u>	<u>-</u>	<u>-</u>

FEDERAL		REVOLVING		TOTAL		UNDER (OVER)
BUDGET	ACTUAL	BUDGET	ACTUAL	BUDGET	ACTUAL	BUDGET
				81,893	76,797	5,096
				77,671	43,344	34,327
-	-	-	-	159,564	120,141	39,423
-	-	-	-	887,349	804,249	83,100
-	-	-	-	204,489	173,017	31,472
6,500,000	6,274,153			9,283,340	6,865,915	2,417,425
11,880,506	11,275,135			15,101,729	14,319,428	782,301
21,783,752	21,600,545			23,156,490	22,621,906	534,584
				841,700	371,051	470,649
15,019,700	585,787			15,019,700	585,787	14,433,913
1,842,200	65,649			2,788,650	87,532	2,701,118
8,853,435	3,242,827			8,853,435	3,242,827	5,610,608
65,879,593	43,044,096	-	-	75,045,044	48,094,446	26,950,598
-	-	-	-	600,394	590,521	9,873
1,441,519	805,030			18,594,695	14,570,205	4,024,490
				4,922,086	3,702,794	1,219,292
5,040,308	3,633,657			5,336,793	3,894,961	1,441,832
6,481,827	4,438,687	-	-	28,853,574	22,167,960	6,685,614
100,000	58,272			500,000	0	500,000
				4,215,219	2,863,898	1,351,321
				477,642	145,452	332,190
				8,694,510	2,943,462	5,751,048
				143,051	93,427	49,624
				2,628,608	1,002,000	1,626,608
				9,140,491	1,848,505	7,291,986
				2,053,029	929,851	1,123,178
1,476,839	1,395,542			8,883,226	7,974,573	908,653
1,576,839	1,453,814	-	-	36,735,776	17,801,168	18,934,608
93,109	84,130	-	-	645,623	596,450	49,173
				419,897	388,380	31,517
				323,916	289,460	34,456
-	-	-	-	743,813	677,840	65,973

State of Nebraska

**SCHEDULE OF BUDGETED AND ACTUAL
EXPENDITURES PAID BY PROGRAM**

For the year ended June 30, 2006

AGENCY/PROGRAM	GENERAL		CASH		CONSTRUCTION	
	BUDGET	ACTUAL	BUDGET	ACTUAL	BUDGET	ACTUAL
Postsecondary Education, Coordinating Commission for						
297 Math/Science						
640 Postsecondary Education	1,208,182	1,194,058	10,000	1,392		
690 NE Scholarship Program	6,917,065	6,917,065	2,563,361	2,537,624		
691 Comm Scholarship Fund	65,750	22,000				
	<u>8,190,997</u>	<u>8,133,123</u>	<u>2,573,361</u>	<u>2,539,016</u>	<u>-</u>	<u>-</u>
Power Review Board, Nebraska						
072 Power Review Board	-	-	362,174	233,499	-	-
Property Assessment/Taxation						
112 Property Tax	4,854,409	4,317,927	688,297	339,617	-	-
Public Accountancy, Nebraska State Board of						
084 Enforce Stndrds - Public Acctnts	-	-	420,093	346,830	-	-
Public Advocacy, Commission on						
425 Operations			950,024	934,051		
426 Legal Services Aid			2,247,144	1,851,917		
455 DNA Testing			75,000	2,827		
	<u>-</u>	<u>-</u>	<u>3,272,168</u>	<u>2,788,795</u>	<u>-</u>	<u>-</u>
Public Service Commission						
014 Salaries - Public Serv Comm	333,665	331,964				
016 Commission Expenses	51,465	48,048				
019 Modular Housing Units			638,969	549,008		
054 Enforce Stndrds - Public Utilities	1,931,938	1,816,546				
060 Grain Warehouse Survey			28,041	20,037		
064 Telephone Relay System			1,752,296	1,252,231		
071 NE Internet Enchmt Fund			383,230	232,684		
212 NE Competitive Tel Marketplace			110,192	23,580		
583 Enhanced Wireless 911 Fund			16,107,804	4,719,901		
686 Universal Service Fund			79,639,896	78,400,943		
790 Natural Gas Regulation			1,273,219	366,261		
	<u>2,317,068</u>	<u>2,196,558</u>	<u>99,933,647</u>	<u>85,564,645</u>	<u>-</u>	<u>-</u>
Racing Commission, State						
074 Enforce Stndrds - Horse Racing	-	-	1,054,803	801,336	-	-
Real Estate Appraiser Board						
079 Appraiser Licensing	-	-	286,718	212,327	-	-
Real Estate Commission, State						
077 Enforce Standards - Real Estate	-	-	1,025,674	930,654	-	-
Retirement Systems, Public Employees						
041 Adm - Retirement - Def Comp			7,202,069	6,506,510		
042 Board Member Expenses			36,227	20,594		
515 Public Employees Retirement	17,797,165	17,796,465				
	<u>17,797,165</u>	<u>17,796,465</u>	<u>7,238,296</u>	<u>6,527,104</u>	<u>-</u>	<u>-</u>

FEDERAL BUDGET	ACTUAL	REVOLVING BUDGET	ACTUAL	TOTAL BUDGET	ACTUAL	UNDER (OVER) BUDGET
500,118	498,962			500,118	498,962	1,156
6,000				1,224,182	1,195,450	28,732
596,310	573,348			10,076,736	10,028,037	48,699
				65,750	22,000	43,750
1,102,428	1,072,310	-	-	11,866,786	11,744,449	122,337
-	-	-	-	362,174	233,499	128,675
-	-	-	-	5,542,706	4,657,544	885,162
-	-	-	-	420,093	346,830	73,263
				950,024	934,051	15,973
				2,247,144	1,851,917	395,227
				75,000	2,827	72,173
-	-	-	-	3,272,168	2,788,795	483,373
				333,665	331,964	1,701
				51,465	48,048	3,417
				638,969	549,008	89,961
				1,931,938	1,816,546	115,392
				28,041	20,037	8,004
				1,752,296	1,252,231	500,065
				383,230	232,684	150,546
				110,192	23,580	86,612
				16,107,804	4,719,901	11,387,903
				79,639,896	78,400,943	1,238,953
				1,273,219	366,261	906,958
-	-	-	-	102,250,715	87,761,203	14,489,512
-	-	-	-	1,054,803	801,336	253,467
-	-	-	-	286,718	212,327	74,391
-	-	-	-	1,025,674	930,654	95,020
				7,202,069	6,506,510	695,559
				36,227	20,594	15,633
				17,797,165	17,796,465	700
-	-	-	-	25,035,461	24,323,569	711,892

State of Nebraska

SCHEDULE OF BUDGETED AND ACTUAL EXPENDITURES PAID BY PROGRAM

For the year ended June 30, 2006

AGENCY/PROGRAM	GENERAL		CASH		CONSTRUCTION	
	BUDGET	ACTUAL	BUDGET	ACTUAL	BUDGET	ACTUAL
Revenue, Department of						
013 Salary - Tax Commissioner	120,006	108,964				
102 Revenue Administration	22,926,278	21,270,299	1,467,047	726,214		
108 Homestead Exemption	53,827,000	53,724,132				
111 Motor Fuel Tax			2,251,464	2,006,843		
160 Lottery Administration			13,659,635	12,584,793		
165 Charitable Gaming			2,445,722	1,873,218		
	<u>76,873,284</u>	<u>75,103,395</u>	<u>19,823,868</u>	<u>17,191,068</u>	<u>-</u>	<u>-</u>
Roads, Department of						
113 Branch Rail Revitalization	2,610	1,907				
305 Public Transit Aid	15,574	15,000	2,100,643	1,688,457		
568 Highway Administration			18,867,998	16,259,955		
569 Construction			534,239,607	504,985,607		
572 Service and Support			31,811,289	2,425,777		
574 Highway Maintenance			116,142,908	111,031,712		
901 Capital Construction			12,101,329	7,403,982		
	<u>18,184</u>	<u>16,907</u>	<u>715,263,774</u>	<u>643,795,490</u>	<u>-</u>	<u>-</u>
Rural Development Commission						
134 Operations	-	-	-	-	-	-
Secretary of State						
009 Salary - Secretary of State	83,264	82,952				
022 Departmental Administration	209,331	207,387	148,701	123,795		
045 Election Administration	219,427	208,469	13,567,125	5,786,864		
051 Enforce Standards / Corporation			505,279	470,181		
053 Enforce Standards / Collection Ag			71,712	58,416		
086 Enforce Standards / Recds Mngt	199,416	173,239	2,335,514	1,783,144		
089 Uniform Commercial Code			1,062,834	723,566		
	<u>711,438</u>	<u>672,047</u>	<u>17,691,165</u>	<u>8,945,966</u>	<u>-</u>	<u>-</u>
State Colleges						
048 Office of the Secretary	982,924	925,385				
142 Tri-State Graduate Center	42,388	42,388				
801 Instruction - Chadron	7,186,376	7,175,855	3,971,036	2,202,948		
802 Organized Research - Chadron			25,141	24,983		
803 Public Service - Chadron	99,540	99,540	46,643	32,732		
804 Academic Support - Chadron	1,184,653	1,184,653	582,175	515,829		
805 Student Services - Chadron	1,303,295	1,303,295	555,207	532,271		
806 Administration - Chadron	2,460,127	2,460,127	2,398,118	2,005,949		
807 Plant Oper / Maint - Chadron	1,241,324	1,241,324	1,290,450	986,741		
808 Tuition Remission - Chadron			69,543			
809 Independent Operations - Chadron						
821 Instruction - Peru	3,685,213	3,680,578	1,433,066	906,347		
822 Organized Research - Peru						
823 Public Service - Peru			15,054	9,906		
824 Academic Support - Peru	937,160	937,141	581,113	531,261		
825 Student Services - Peru	561,776	558,931	461,247	461,120		
826 Administration - Peru	1,590,816	1,587,587	960,555	866,376		
827 Plant Oper / Maint - Peru	804,848	804,352	1,447,145	1,317,598		
828 Tuition Remission - Peru	17,754	17,754	129,348	129,348		
829 Independent Operations - Peru						
831 Instruction - Wayne	8,626,184	8,479,858	5,332,807	3,359,286		
832 Organized Research - Wayne	10,197	10,197	32,387	11,627		
833 Public Service - Wayne			369,909	233,230		

FEDERAL		REVOLVING		TOTAL		UNDER (OVER)
BUDGET	ACTUAL	BUDGET	ACTUAL	BUDGET	ACTUAL	BUDGET
				120,006	108,964	11,042
		7,102		24,400,427	21,996,513	2,403,914
				53,827,000	53,724,132	102,868
18,830	40			2,270,294	2,006,883	263,411
				13,659,635	12,584,793	1,074,842
				2,445,722	1,873,218	572,504
18,830	40	7,102	-	96,723,084	92,294,503	4,428,581
		500,000		502,610	1,907	500,703
				2,116,217	1,703,457	412,760
				18,867,998	16,259,955	2,608,043
				534,239,607	504,985,607	29,254,000
				31,811,289	2,425,777	29,385,512
				116,142,908	111,031,712	5,111,196
				12,101,329	7,403,982	4,697,347
-	-	500,000	-	715,781,958	643,812,397	71,969,561
31,129	19,926	-	-	31,129	19,926	11,203
				83,264	82,952	312
				358,032	331,182	26,850
125,823	103,843			13,912,375	6,099,176	7,813,199
				505,279	470,181	35,098
				71,712	58,416	13,296
		1,073,577	779,872	3,608,507	2,736,255	872,252
				1,062,834	723,566	339,268
125,823	103,843	1,073,577	779,872	19,602,003	10,501,728	9,100,275
				982,924	925,385	57,539
				42,388	42,388	0
80,690	53,804			11,238,102	9,432,607	1,805,495
149,231	104,362			174,372	129,345	45,027
332,309	304,023			478,492	436,295	42,197
				1,766,828	1,700,482	66,346
32,500	32,043			1,891,002	1,867,609	23,393
193,430	48,115			5,051,675	4,514,191	537,484
				2,531,774	2,228,065	303,709
8,699,131	7,409,925			8,768,674	7,409,925	1,358,749
		2,395,725	2,257,843	2,395,725	2,257,843	137,882
20,000	10,061			5,138,279	4,596,986	541,293
93,208	32,714			93,208	32,714	60,494
				15,054	9,906	5,148
15,000	14,742			1,533,273	1,483,144	50,129
270,176	264,330			1,293,199	1,284,381	8,818
521,152	346,116			3,072,523	2,800,079	272,444
				2,251,993	2,121,950	130,043
4,005,965	1,429,315			4,153,067	1,576,417	2,576,650
		736,972	709,972	736,972	709,972	27,000
465,212	436,748			14,424,203	12,275,892	2,148,311
				42,584	21,824	20,760
				369,909	233,230	136,679

State of Nebraska

**SCHEDULE OF BUDGETED AND ACTUAL
EXPENDITURES PAID BY PROGRAM**

For the year ended June 30, 2006

AGENCY/PROGRAM	GENERAL		CASH		CONSTRUCTION	
	BUDGET	ACTUAL	BUDGET	ACTUAL	BUDGET	ACTUAL
State Colleges (continued)						
834 Academic Support - Wayne	1,730,400	1,730,400	1,695,275	1,679,778		
835 Student Services - Wayne	1,878,100	1,878,100	1,428,181	1,251,380		
836 Administration - Wayne	2,660,800	2,610,936	1,622,106	1,494,952		
837 Plant Oper / Maint - Wayne	1,798,777	1,798,777	2,008,134	1,726,376		
838 Tuition Remission - Wayne			352,131	350,989		
839 Independent Operations - Wayne						
901 Misc Renovation - All Campuses					7,682	
920 Facilities Fee Fund					400,000	400,000
934 Maintenance Building - Chadron						
945 WSC-St. Improve & Common			1,650,000			
946 CSC-Sparks Hall Renovation					2,680,450	243,709
950 WSC-Greywater Project			1,250,000			
952 WSC-Carhart Renovation			375,000	32,635		
998 Bond Debt Service					2,009,360	2,009,360
	<u>38,802,652</u>	<u>38,527,178</u>	<u>30,081,771</u>	<u>20,663,662</u>	<u>5,097,492</u>	<u>2,653,069</u>
State Patrol, Nebraska						
189 Command and Support	14,862,474	14,022,861	315,700	12		
190 Criminal Investigations	10,795,365	10,568,174	2,056,163	1,574,712		
195 Road Operations	19,493,811	19,355,191	453,965	437,357		
205 Carrier Enforcement			6,082,401	5,168,695		
325 Operational Improvements			3,708,736	2,330,653		
575 Byrne Grants			482,958	236,546		
630 State Capitol Security	368,099	324,683	727,174	680,378		
	<u>45,519,749</u>	<u>44,270,909</u>	<u>13,827,097</u>	<u>10,428,353</u>	<u>-</u>	<u>-</u>
State Treasurer						
012 Salary - State Treasurer	77,526	68,931				
024 State Disbursement Unit	1,638,182	1,424,930	50,000			
117 Mutual Financial Assistance			3,650,000	3,648,200		
118 Muni Infrastructure Rdlvlpmnt Fd			803,759	520,000		
119 Aid to Natural Resource Districts	1,545,502	1,545,502				
120 Aid to Municipalities	11,257,193	11,257,193				
149 Aid to Counties	4,965,866	4,965,866				
503 Treasury Management			666,050	659,932		
505 Educational Savings Plan			286,331	251,326		
512 Unclaimed Property			630,284	544,805		
664 LLRW Settlement			145,811,368	145,811,368		
665 Convention CTR Financing			450,389	450,389		
	<u>19,484,269</u>	<u>19,262,422</u>	<u>152,348,181</u>	<u>151,886,020</u>	<u>-</u>	<u>-</u>
Status of Women, Nebraska Commission on the						
577 Status of Women	170,207	120,677	2,673	-	-	-
Supreme Court						
003 Salaries - Supreme Court Judges	980,947	978,791				
004 Salaries - Appellate Court Judges	807,046	800,513				
005 Salaries - Retired Judges	142,545	105,889				
006 Salaries - Dist & Juv Judges	8,439,352	8,296,449				
007 Salaries - County Judges	7,328,350	7,268,079				
034 Court Administrator	4,404,133	4,240,553	1,524,613	1,135,586		
040 State Law Library	330,671	330,229				

FEDERAL		REVOLVING		TOTAL		UNDER (OVER)
BUDGET	ACTUAL	BUDGET	ACTUAL	BUDGET	ACTUAL	BUDGET
	5,020			3,430,695	3,412,196	18,499
	416,000			3,722,281	3,539,447	182,834
	267,693			4,550,599	4,360,287	190,312
				3,806,911	3,525,153	281,758
3,204,314	3,183,449			3,556,445	3,534,438	22,007
		3,300,782	3,088,672	3,300,782	3,088,672	212,110
				7,682	0	7,682
		1,479,657	830,356	1,879,657	1,230,356	649,301
		102,200		102,200	0	102,200
				1,650,000	0	1,650,000
				2,680,450	243,709	2,436,741
				1,250,000	0	1,250,000
				375,000	32,635	342,365
				2,009,360	2,009,360	0
18,771,031	14,336,131	8,015,336	6,886,843	100,768,282	83,066,883	17,701,399
				15,178,174	14,022,873	1,155,301
5,037,503	3,720,980			17,889,031	15,863,866	2,025,165
1,083,238	527,192			21,031,014	20,319,740	711,274
2,736,454	2,608,270			8,818,855	7,776,965	1,041,890
				3,708,736	2,330,653	1,378,083
1,371,328	712,689			1,854,286	949,235	905,051
				1,095,273	1,005,061	90,212
10,228,523	7,569,131	-	-	69,575,369	62,268,393	7,306,976
				77,526	68,931	8,595
2,746,664	2,138,616			4,434,846	3,563,546	871,300
				3,650,000	3,648,200	1,800
				803,759	520,000	283,759
				1,545,502	1,545,502	0
				11,257,193	11,257,193	0
				4,965,866	4,965,866	0
				666,050	659,932	6,118
				286,331	251,326	35,005
				630,284	544,805	85,479
				145,811,368	145,811,368	0
				450,389	450,389	0
2,746,664	2,138,616	-	-	174,579,114	173,287,058	1,292,056
-	-	-	-	172,880	120,677	52,203
				980,947	978,791	2,156
				807,046	800,513	6,533
				142,545	105,889	36,656
				8,439,352	8,296,449	142,903
306,328	283,651			7,328,350	7,268,079	60,271
				6,235,074	5,659,790	575,284
				330,671	330,229	442

State of Nebraska

**SCHEDULE OF BUDGETED AND ACTUAL
EXPENDITURES PAID BY PROGRAM**

For the year ended June 30, 2006

AGENCY/PROGRAM	GENERAL		CASH		CONSTRUCTION	
	BUDGET	ACTUAL	BUDGET	ACTUAL	BUDGET	ACTUAL
Supreme Court (continued)						
235 Probation Contractual Service			804,914	587,059		
396 County Court System	14,346,393	14,146,751				
397 Statewide Probation	15,213,806	14,415,913	50,000	47,027		
398 Intensive Probation	2,759,965	2,719,293	661,432	606,816		
399 District Court Reporters	4,059,438	4,059,000				
405 Court Of Appeals	953,186	952,406				
435 Community Corrections	375,118	315,277	3,577,902	263,764		
570 Computer Automation			2,564,180	2,396,053		
	<u>60,140,950</u>	<u>58,629,143</u>	<u>9,183,041</u>	<u>5,036,305</u>	<u>-</u>	<u>-</u>
Tax Equalization and Review Commission						
115 Operations	756,886	693,622	56,843	1,331	-	-
Technical Community Colleges, Nebraska Coordinating Commission for						
151 Aid to Community Colleges	43,066,322	43,066,322				
152 Prop Tax Relief & Equalization	22,245,893	22,245,893				
	<u>65,312,215</u>	<u>65,312,215</u>	<u>-</u>	<u>-</u>	<u>-</u>	<u>-</u>
University of Nebraska						
711 State General Fund - UNL	143,165,104	140,915,104	106,729,848	96,294,288		
713 NTCA State General Fund - UNL	2,289,191	2,289,191	665,367	440,469		
715 Institute of Ag & Nat Res - UNL	72,579,377	72,579,377	12,691,288	7,236,168		
716 Federal Credit - UNL						
717 Federal Grant Contracts - UNL						
719 Auxiliary - UNL						
731 State General Fund - UNMC	104,954,726	104,565,555	64,658,360	54,868,418		
736 Federal Credit - UNMC						
737 Federal Grant Contracts - UNMC						
739 Auxiliary - UNMC						
751 State General Fund - UNK	30,805,474	30,785,474	21,144,396	18,264,992		
756 Federal Credit - UNK						
757 Federal Grant Contracts - UNK						
759 Auxiliary - UNK						
781 State General Fund - UNCA	36,570,413	25,669,854	6,079,373	500,496		
787 Federal Grant Contracts - UNCA						
789 Auxiliary - UNCA						
791 State General Fund - UNO	52,444,118	52,113,146	44,543,235	42,351,766		
796 Federal Credit - UNO						
797 Federal Grant Contracts - UNO						
799 Auxiliary - UNO						
906 System Facility Fee - UNL			10,041,290	5,200,000	5,500,000	5,500,000
913 UNL Biochem Bldg			163,875			
914 UNL Hamilton Hall			406,984	406,983		
915 Field Lab Development - UNL					210,767	
916 UNL-Temple Renovation			75,358	16,357		
917 UNL Campus Recreation						
918 Miscellaneous Renovation - UNL			6,739,260	3,848,285		
922 UNL-Law College Renovation			32,000	32,000		
926 UNL-ARDC Maint-Office Building						
932 UNL-Animal Sci Renov-Vet Med			1,078,000			
933 UNL- Chem Engineer Addition			220,000	220,000		
937 Agriculture Research Land - UNL					640,156	
943 Misc Renovation - UNMC			5,051,155	2,042,595		

FEDERAL		REVOLVING		TOTAL		UNDER (OVER)
BUDGET	ACTUAL	BUDGET	ACTUAL	BUDGET	ACTUAL	BUDGET
				804,914	587,059	217,855
				14,346,393	14,146,751	199,642
86,247	16,357			15,350,053	14,479,297	870,756
				3,421,397	3,326,109	95,288
				4,059,438	4,059,000	438
				953,186	952,406	780
				3,953,020	579,041	3,373,979
400,887	171,159			2,965,067	2,567,212	397,855
793,462	471,167	-	-	70,117,453	64,136,615	5,980,838
-	-	-	-	813,729	694,953	118,776
				43,066,322	43,066,322	0
				22,245,893	22,245,893	0
-	-	-	-	65,312,215	65,312,215	0
		27,672,293	24,972,681	277,567,245	262,182,073	15,385,172
		182,210	151,893	3,136,768	2,881,553	255,215
6,201,594	6,175,543	17,787,219	15,835,005	109,259,478	101,826,093	7,433,385
103,145,298	94,333,549			103,145,298	94,333,549	8,811,749
57,730,534	57,706,642			57,730,534	57,706,642	23,892
		219,552,972	198,941,232	219,552,972	198,941,232	20,611,740
		5,968,188	5,792,631	175,581,274	165,226,604	10,354,670
61,500,000	51,913,216			61,500,000	51,913,216	9,586,784
7,700,000	7,200,517			7,700,000	7,200,517	499,483
		75,803,340	71,474,811	75,803,340	71,474,811	4,328,529
		4,694,001	3,793,902	56,643,871	52,844,368	3,799,503
6,129,397	5,887,866			6,129,397	5,887,866	241,531
367,264	185,176			367,264	185,176	182,088
		11,695,211	9,519,574	11,695,211	9,519,574	2,175,637
		350,000	232,617	42,999,786	26,402,967	16,596,819
2,000,000	1,563,844			2,000,000	1,563,844	436,156
		375,000	254,144	375,000	254,144	120,856
		10,697,606	10,037,301	107,684,959	104,502,213	3,182,746
12,700,000	9,395,147			12,700,000	9,395,147	3,304,853
5,800,000	4,258,472			5,800,000	4,258,472	1,541,528
		26,347,506	22,544,069	26,347,506	22,544,069	3,803,437
				15,541,290	10,700,000	4,841,290
4,017,520	2,420,524			4,181,395	2,420,524	1,760,871
1,595,939	138,939			2,002,923	545,922	1,457,001
				210,767	0	210,767
				75,358	16,357	59,001
		1,659,128	1,327,032	1,659,128	1,327,032	332,096
205,122		1,653,427	897,581	8,597,809	4,745,866	3,851,943
		222,112	222,112	254,112	254,112	0
		499,186	56,693	499,186	56,693	442,493
				1,078,000	0	1,078,000
2,520,989	901,723			2,740,989	1,121,723	1,619,266
				640,156	0	640,156
11,102		1,548,591	493,510	6,610,848	2,536,105	4,074,743

State of Nebraska

**SCHEDULE OF BUDGETED AND ACTUAL
EXPENDITURES PAID BY PROGRAM**

For the year ended June 30, 2006

AGENCY/PROGRAM	GENERAL		CASH		CONSTRUCTION	
	BUDGET	ACTUAL	BUDGET	ACTUAL	BUDGET	ACTUAL
University of Nebraska (Continued)						
944 Athletic Facility Impr - UNL						
946 CCND Renovation - UNMC			269,972	56,658		
948 UNMC -CTR Health science			5,726,861	4,550,120		
949 UNMC-4230 Research Lab			408,378			
951 UNMC-42ND St. Calm Mods			1,114,850			
953 UNMC- Swanson HVAC			565,769	553,635		
954 Misc Renovation - UNK			1,327,931	113,128		
956 UNL-Food Industries-139&138			439,000	5,832		
961 UNMC-Research of Exell						
963 UNL- LIB Deposit-Retrieval			162,761	161,521		
970 UNMC-RCE II			4,000,000			
973 UNMC-RCE II Other Funds						
982 Bruner Hall - UNK			429,350	342,592		
984 UNL- Vet Diag Lab Renew			19,106	19,106		
986 W Center Renovation - UNK			25,310			
989 UNO-CPACS Renovation					525,000	196,734
990 Energy Projects - UNO			1,457,718	140,990		
994 Misc Renovation - UNO			2,014,947	535,484		
996 UNL- Mod Bio Level 3 Lab			1,367,607	1,230,574		
997 UNL- NE Virology Center			9,164,087	274,836		
998 UNL-Campus Police Renov						
	<u>442,808,403</u>	<u>428,917,701</u>	<u>308,813,436</u>	<u>239,707,293</u>	<u>6,875,923</u>	<u>5,696,734</u>
Veterans' Affairs, Department of						
036 Departmental Administration	755,806	720,984				
037 Veteran Cemetary System	3,111	111				
	<u>758,917</u>	<u>721,095</u>	-	-	-	-
Wheat Development, Utilization, and Marketing Board, Nebraska						
381 Nebraska Wheat Board	-	-	1,360,277	963,715	-	-
Workers' Compensation Court, Nebraska						
526 Judges' Salaries			918,379	913,483		
530 Workman's Compensation Admin			3,383,156	2,905,578		
635 Acting Judges' Salaries			55,267			
	<u>-</u>	<u>-</u>	<u>4,356,802</u>	<u>3,819,061</u>	<u>-</u>	<u>-</u>
TOTAL STATE	<u>\$ 3,047,070,033</u>	<u>\$ 2,895,981,070</u>	<u>\$ 1,903,449,086</u>	<u>\$ 1,537,366,720</u>	<u>\$ 37,184,732</u>	<u>\$ 23,449,113</u>

FEDERAL		REVOLVING		TOTAL		UNDER (OVER)
BUDGET	ACTUAL	BUDGET	ACTUAL	BUDGET	ACTUAL	BUDGET
		2,215,036	843,264	2,215,036	843,264	1,371,772
112,315	112,315			382,287	168,973	213,314
				5,726,861	4,550,120	1,176,741
				408,378	0	408,378
				1,114,850	0	1,114,850
339,697	339,697			905,466	893,332	12,134
				1,327,931	113,128	1,214,803
				439,000	5,832	433,168
72,966	72,966			72,966	72,966	0
				162,761	161,521	1,240
4,000,000				8,000,000	0	8,000,000
		150,000	67,680	150,000	67,680	82,320
				429,350	342,592	86,758
				19,106	19,106	0
				25,310	0	25,310
				525,000	196,734	328,266
				1,457,718	140,990	1,316,728
		913,696	53,993	2,928,643	589,477	2,339,166
				1,367,607	1,230,574	137,033
				9,164,087	274,836	8,889,251
		5,297	5,297	5,297	5,297	0
276,149,737	242,606,136	409,992,019	367,517,022	1,444,639,518	1,284,444,886	160,194,632
				755,806	720,984	34,822
				3,111	111	3,000
-	-	-	-	758,917	721,095	37,822
-	-	-	-	1,360,277	963,715	396,562
				918,379	913,483	4,896
34,823	31,242			3,417,979	2,936,820	481,159
				55,267	0	55,267
34,823	31,242	-	-	4,391,625	3,850,303	541,322
<u>\$ 2,691,209,562</u>	<u>\$ 2,037,437,272</u>	<u>\$ 627,912,602</u>	<u>\$ 532,086,764</u>	<u>\$ 8,306,826,015</u>	<u>\$ 7,026,320,939</u>	<u>\$ 1,280,505,076</u>

State of Nebraska
**SCHEDULE OF EXPENDITURES BY
MAJOR ACCOUNT CATEGORY - ALL FUNDS**
For the years ended June 30, 2002 through June 30, 2006

AGENCY	2002	2003	2004	2005	2006
Abstracters, Board of Examiners					
Personal Services	\$ 16,971	\$ 17,285	\$ 17,664	\$ 17,921	\$ 19,406
Operating Expenses	7,854	6,479	8,795	12,045	9,144
Travel	3,463	3,023	4,067	1,912	2,994
Capital Outlay		458	1,551	1,908	
	<u>28,288</u>	<u>27,245</u>	<u>32,077</u>	<u>33,786</u>	<u>31,544</u>
Accountability and Disclosure Commission, Nebraska					
Personal Services	329,555	345,785	353,840	379,273	392,231
Operating Expenses	42,778	49,670	74,456	55,901	44,724
Travel	5,769	11,433	10,080	8,037	6,968
Capital Outlay	1,649		2,289		587
Government Aid	112,009		39,516		120,477
	<u>491,760</u>	<u>406,888</u>	<u>480,181</u>	<u>443,211</u>	<u>564,987</u>
Administrative Services, Department of					
Personal Services	38,815,406	40,473,526	34,526,904	35,071,921	36,753,396
Operating Expenses	146,627,084	229,388,262	248,911,568	273,556,749	273,956,774
Travel	260,251	198,622	201,854	176,733	245,888
Capital Outlay	32,400,980	11,475,329	11,015,436	13,648,306	13,150,460
Government Aid	2,844,321	2,636,151	2,506,577	2,515,451	2,508,379
	<u>220,948,042</u>	<u>284,171,890</u>	<u>297,162,339</u>	<u>324,969,160</u>	<u>326,614,897</u>
Aeronautics, Department of					
Personal Services	1,345,576	1,352,899	1,287,348	1,362,646	1,453,508
Operating Expenses	1,336,695	857,295	905,483	904,259	946,635
Travel	84,598	95,524	90,374	89,991	82,414
Capital Outlay	566,586	802,300	624,179	29,451	179,850
Government Aid	23,734,276	17,383,047	15,399,661	16,620,508	17,997,847
	<u>27,067,731</u>	<u>20,491,065</u>	<u>18,307,045</u>	<u>19,006,855</u>	<u>20,660,254</u>
Agriculture, Department of					
Personal Services	7,747,650	7,885,074	7,873,450	8,036,467	8,445,935
Operating Expenses	4,548,786	4,899,591	4,159,299	4,335,108	4,437,395
Travel	719,082	822,203	758,013	949,677	919,725
Capital Outlay	210,934	345,752	407,919	335,094	340,174
Government Aid	1,425,005	449,022	187,691	297,000	202,889
	<u>14,651,457</u>	<u>14,401,642</u>	<u>13,386,372</u>	<u>13,953,346</u>	<u>14,346,118</u>
Agriculture, State Board of					
Operating Expenses	42,616	13,224			
Capital Outlay		444,160			
Government Aid	306,208			155,601	2,012,201
	<u>348,824</u>	<u>457,384</u>	-	<u>155,601</u>	<u>2,012,201</u>
Arts Council, Nebraska					
Personal Services	507,717	419,367	451,681	432,144	492,417
Operating Expenses	283,267	246,680	193,574	150,890	186,011
Travel	22,401	25,260	16,399	23,263	19,362
Capital Outlay	16,561	18,111	658	54,424	8,964
Government Aid	1,404,188	1,136,742	2,020,687	1,453,674	1,781,655
	<u>2,234,134</u>	<u>1,846,160</u>	<u>2,682,999</u>	<u>2,114,395</u>	<u>2,488,409</u>

State of Nebraska
**SCHEDULE OF EXPENDITURES BY
MAJOR ACCOUNT CATEGORY - ALL FUNDS**
For the years ended June 30, 2002 through June 30, 2006

AGENCY	2002	2003	2004	2005	2006
Attorney General					
Personal Services	3,943,482	4,029,048	4,579,828	5,628,129	5,835,160
Operating Expenses	1,244,525	1,118,977	1,458,429	2,638,405	3,349,382
Travel	85,070	95,166	143,669	165,307	223,351
Capital Outlay	26,762	35,624	69,761	116,096	64,488
	<u>5,299,839</u>	<u>5,278,815</u>	<u>6,251,687</u>	<u>8,547,937</u>	<u>9,472,381</u>
Auditor of Public Accounts					
Personal Services	1,641,112	1,667,014	1,617,794	1,778,337	2,450,428
Operating Expenses	912,607	946,129	752,626	728,208	457,809
Travel	37,312	35,746	25,261	36,353	49,821
Capital Outlay	18,794	11,690	39,545	34,409	21,993
	<u>2,609,825</u>	<u>2,660,579</u>	<u>2,435,226</u>	<u>2,577,307</u>	<u>2,980,051</u>
Banking and Finance, Department of					
Personal Services	3,377,999	3,372,401	3,505,629	3,695,062	3,906,530
Operating Expenses	560,356	538,560	573,231	754,660	653,019
Travel	155,192	154,936	170,373	185,685	223,272
Capital Outlay	44,001	67,563	21,891	44,837	58,803
	<u>4,137,548</u>	<u>4,133,460</u>	<u>4,271,124</u>	<u>4,680,244</u>	<u>4,841,624</u>
Barber Examiners, Board of					
Personal Services	87,347	88,621	89,236	93,792	98,370
Operating Expenses	9,959	9,259	13,032	10,671	7,036
Travel	4,915	4,246	3,759	4,275	4,682
Capital Outlay	1,198	400			2,099
	<u>103,419</u>	<u>102,526</u>	<u>106,027</u>	<u>108,738</u>	<u>112,187</u>
Blind and Visually Impaired, Commission for					
Personal Services	2,107,475	2,198,664	2,345,956	2,450,292	2,345,830
Operating Expenses	622,510	567,423	593,666	545,559	543,886
Travel	144,698	176,739	162,707	217,479	132,821
Capital Outlay	44,034	69,475	7,830	49,146	67,657
Government Aid	809,446	797,286	719,997	856,785	597,804
	<u>3,728,163</u>	<u>3,809,587</u>	<u>3,830,156</u>	<u>4,119,261</u>	<u>3,687,998</u>
Brand Committee, Nebraska					
Personal Services	2,765,375	2,936,027	2,893,667	2,838,050	2,974,805
Operating Expenses	176,521	171,778	147,099	149,891	156,019
Travel	356,025	385,646	344,427	362,777	413,311
Capital Outlay	25,196	40,159	38,555	42,175	7,808
	<u>3,323,117</u>	<u>3,533,610</u>	<u>3,423,748</u>	<u>3,392,893</u>	<u>3,551,943</u>
Corn Development, Utilization and Marketing Board, Nebraska					
Personal Services	278,078	276,832	310,349	339,597	363,467
Operating Expenses	2,070,973	2,277,791	2,112,182	2,298,734	2,346,664
Travel	100,253	163,454	147,979	155,399	225,173
Capitol Outlay	8,002		4,024	2,553	1,841
Government Aid				(426)	
	<u>2,457,306</u>	<u>2,718,077</u>	<u>2,574,534</u>	<u>2,795,857</u>	<u>2,937,145</u>

State of Nebraska
**SCHEDULE OF EXPENDITURES BY
MAJOR ACCOUNT CATEGORY - ALL FUNDS**
For the years ended June 30, 2002 through June 30, 2006

AGENCY	2002	2003	2004	2005	2006
Correctional Services, Department of					
Personal Services	77,498,429	88,148,142	92,905,026	96,144,514	99,606,423
Operating Expenses	51,767,987	49,131,978	50,335,730	54,559,930	58,456,207
Travel	751,420	679,933	678,655	738,103	804,557
Capital Outlay	9,075,809	5,523,887	6,824,967	5,268,784	3,082,893
Government Aid	4,339,186	5,101,210	3,519,587	3,501,405	3,501,405
	<u>143,432,831</u>	<u>148,585,150</u>	<u>154,263,965</u>	<u>160,212,736</u>	<u>165,451,485</u>
Criminal Justice, Commission on					
Law Enforcement and					
Personal Services	1,710,582	1,806,769	1,976,361	2,052,531	2,186,566
Operating Expenses	2,128,962	2,413,314	2,006,167	1,982,751	3,524,004
Travel	86,433	88,108	102,861	109,619	121,756
Capital Outlay	1,705,931	997,975	111,656	150,141	125,087
Government Aid	12,622,578	11,299,269	10,475,409	10,593,435	9,332,056
	<u>18,254,486</u>	<u>16,605,435</u>	<u>14,672,454</u>	<u>14,888,477</u>	<u>15,289,469</u>
Dairy Industry Development Board					
Operating Expenses	1,155,428	1,153,255	1,072,728	1,037,606	1,073,582
Travel	1,824	821	2,812	2,455	2,457
	<u>1,157,252</u>	<u>1,154,076</u>	<u>1,075,540</u>	<u>1,040,061</u>	<u>1,076,039</u>
Deaf/Hard of Hearing, Commission for the					
Personal Services	483,628	512,299	482,080	506,483	539,841
Operating Expenses	205,769	140,076	113,318	167,255	187,413
Travel	15,174	14,880	16,119	21,984	20,064
Capital Outlay	27,689	24,073	4,797	3,267	6,769
	<u>732,260</u>	<u>691,328</u>	<u>616,314</u>	<u>698,989</u>	<u>754,087</u>
Dry Bean Commission					
Personal Services				28,499	31,552
Operating Expenses	268,661	296,758	262,001	223,315	208,555
Travel	12,368	21,453	16,998	13,715	16,869
Capital Outlay			1,457		
	<u>281,029</u>	<u>318,211</u>	<u>280,456</u>	<u>265,529</u>	<u>256,976</u>
Economic Development, Department of					
Personal Services	3,911,041	3,864,866	4,042,623	4,243,889	4,377,210
Operating Expenses	4,266,619	4,336,523	3,601,081	3,389,938	4,078,253
Travel	405,623	434,881	428,248	414,502	487,559
Capital Outlay	137,532	17,988	335	85,641	21,888
Government Aid	29,906,165	30,519,801	29,075,846	25,912,424	27,308,669
	<u>38,626,980</u>	<u>39,174,059</u>	<u>37,148,133</u>	<u>34,046,394</u>	<u>36,273,579</u>
Education, State Department of					
Personal Services	23,775,117	25,111,618	25,637,249	26,701,466	28,344,826
Operating Expenses	14,655,500	14,411,590	15,689,854	18,707,520	16,986,260
Travel	904,681	1,140,176	1,137,404	1,322,267	1,420,014
Capital Outlay	670,888	579,243	246,457	387,390	276,108
Government Aid	1,019,257,265	1,036,437,860	1,039,669,404	1,057,055,509	1,133,675,052
	<u>1,059,263,451</u>	<u>1,077,680,487</u>	<u>1,082,380,368</u>	<u>1,104,174,152</u>	<u>1,180,702,260</u>

State of Nebraska
**SCHEDULE OF EXPENDITURES BY
MAJOR ACCOUNT CATEGORY - ALL FUNDS**
For the years ended June 30, 2002 through June 30, 2006

AGENCY	2002	2003	2004	2005	2006
Educational Lands and Funds, Board of					
Personal Services	1,751,898	1,788,357	1,804,750	1,841,677	1,781,610
Operating Expenses	3,213,772	5,757,880	6,423,408	6,792,103	7,222,069
Travel	36,470	33,637	38,304	33,794	37,593
Capital Outlay	548,205	332,884	541,934	283,741	49,864
Government Aid			15,918	65,461	
	<u>5,550,345</u>	<u>7,912,758</u>	<u>8,824,314</u>	<u>9,016,776</u>	<u>9,091,136</u>
Educational Telecommunications Commission, Nebraska					
Personal Services	3,999,530	4,199,559	4,070,741	4,048,438	4,124,785
Operating Expenses	13,390,998	20,825,380	20,511,977	17,288,963	14,863,951
Travel	156,076	165,404	168,924	154,636	155,157
Capital Outlay	1,462,045	6,431,734	2,268,125	1,134,994	902,256
Government Aid	473,253	372,837	220,108	230,579	217,872
	<u>19,481,902</u>	<u>31,994,914</u>	<u>27,239,875</u>	<u>22,857,610</u>	<u>20,264,021</u>
Electrical Board, Nebraska					
Personal Services	823,851	920,349	946,331	963,010	929,082
Operating Expenses	152,251	156,390	146,941	139,529	130,144
Travel	86,927	96,175	106,559	128,238	129,456
Capital Outlay	10,601	45,342	193	(1,252)	24,955
	<u>1,073,630</u>	<u>1,218,256</u>	<u>1,200,024</u>	<u>1,229,525</u>	<u>1,213,637</u>
Engineers and Architects, Board of Examiners for Professional					
Personal Services	207,396	217,712	226,240	259,892	376,602
Operating Expenses	152,598	203,401	200,561	277,215	242,581
Travel	13,998	24,286	18,621	23,490	24,251
Capital Outlay	8,320	11,817	9,444	5,495	10,203
	<u>382,312</u>	<u>457,216</u>	<u>454,866</u>	<u>566,092</u>	<u>653,637</u>
Environmental Quality, Department of					
Personal Services	10,769,123	11,023,572	11,532,887	11,899,632	12,660,719
Operating Expenses	19,908,426	22,622,980	16,372,075	17,405,246	16,946,059
Travel	460,272	497,601	397,399	447,146	465,149
Capital Outlay	281,530	75,608	117,631	215,884	275,360
Government Aid	36,034,069	42,255,626	40,157,052	48,535,932	62,680,871
	<u>67,453,420</u>	<u>76,475,387</u>	<u>68,577,044</u>	<u>78,503,840</u>	<u>93,028,158</u>
Equal Opportunity Commission					
Personal Services	1,617,906	1,540,540	1,540,503	1,566,479	1,588,616
Operating Expenses	399,341	379,173	519,538	327,437	338,101
Travel	88,417	50,296	79,359	38,301	41,804
Capital Outlay	51,651	14,420	400	21,206	3,848
Government Aid	11				
	<u>2,157,326</u>	<u>1,984,429</u>	<u>2,139,800</u>	<u>1,953,423</u>	<u>1,972,369</u>
Ethanol Board, Nebraska					
Personal Services	250,151	270,027	270,695	272,728	286,133
Operating Expenses	341,128	159,225	268,034	276,732	148,960
Travel	33,731	34,129	31,926	27,499	29,957
Capital Outlay	2,548	1,109	912		
	<u>627,558</u>	<u>464,490</u>	<u>571,567</u>	<u>576,959</u>	<u>465,050</u>

State of Nebraska

**SCHEDULE OF EXPENDITURES BY
MAJOR ACCOUNT CATEGORY - ALL FUNDS**

For the years ended June 30, 2002 through June 30, 2006

AGENCY	2002	2003	2004	2005	2006
Fire Marshal, State					
Personal Services	2,980,162	3,009,728	3,080,358	3,401,866	3,391,547
Operating Expenses	522,357	388,018	476,057	492,282	530,738
Travel	346,223	400,417	349,847	414,626	510,946
Capital Outlay	27,766	33,303	296,400	499,111	119,378
Government Aid	30,075	29,985	30,165	31,080	30,015
	<u>3,906,583</u>	<u>3,861,451</u>	<u>4,232,827</u>	<u>4,838,965</u>	<u>4,582,624</u>
Foster Care Review Board, State					
Personal Services	1,318,984	1,409,292	1,408,256	1,213,463	1,252,276
Operating Expenses	340,445	339,165	294,684	224,094	261,317
Travel	48,136	48,328	68,438	38,066	44,797
Capital Outlay	15,414	3,005	3,922	8,369	7,229
	<u>1,722,979</u>	<u>1,799,790</u>	<u>1,775,300</u>	<u>1,483,992</u>	<u>1,565,619</u>
Game and Parks Commission					
Personal Services	26,548,211	28,548,757	29,122,941	29,770,219	30,536,703
Operating Expenses	14,374,957	14,313,496	15,511,791	17,324,313	19,058,671
Travel	406,728	369,564	444,541	470,164	515,807
Capital Outlay	12,490,756	11,107,744	5,107,380	4,261,595	3,157,497
Government Aid	13,021,510	12,912,414	11,341,939	11,567,964	14,290,356
	<u>66,842,162</u>	<u>67,251,975</u>	<u>61,528,592</u>	<u>63,394,255</u>	<u>67,559,034</u>
Geologists, Board of					
Operating	17,089	16,987	12,988	15,803	20,167
Travel	1,419	867	2,798	1,202	2,596
	<u>18,508</u>	<u>17,854</u>	<u>15,786</u>	<u>17,005</u>	<u>22,763</u>
Governor					
Personal Services	2,230,127	2,259,158	2,212,793	2,234,448	2,340,165
Operating Expenses	808,538	340,290	357,468	413,242	395,346
Travel	41,178	29,170	33,347	38,149	98,654
Capital Outlay	52,343	23,148	38,345	6,672	4,252
Government Aid	11,128,819	9,504,912	7,723,007	7,905,290	8,669,346
	<u>14,261,005</u>	<u>12,156,678</u>	<u>10,364,960</u>	<u>10,597,801</u>	<u>11,507,763</u>
Grain Sorghum Development, Utilization and Marketing Board					
Personal Services	87,070	86,104	83,867	54,035	56,278
Operating Expenses	158,053	108,730	85,114	79,064	65,592
Travel	15,588	17,977	13,756	16,003	11,894
Capital Outlay	442				
	<u>261,153</u>	<u>212,811</u>	<u>182,737</u>	<u>149,102</u>	<u>133,764</u>
Health and Human Services System - Finance and Support					
Personal Services	27,380,811	28,998,039	30,166,759	31,150,353	32,301,071
Operating Expenses	94,675,715	81,492,424	88,415,416	111,913,167	105,634,071
Travel	261,803	214,181	243,478	291,520	276,550
Capital Outlay	1,041,386	849,210	4,814,661	2,368,124	1,593,714
Government Aid	1,707,672,447	1,765,360,001	1,817,536,860	1,895,154,198	1,949,497,952
	<u>1,831,032,162</u>	<u>1,876,913,855</u>	<u>1,941,177,174</u>	<u>2,040,877,362</u>	<u>2,089,303,358</u>

State of Nebraska
**SCHEDULE OF EXPENDITURES BY
MAJOR ACCOUNT CATEGORY - ALL FUNDS**
For the years ended June 30, 2002 through June 30, 2006

AGENCY	2002	2003	2004	2005	2006
Health and Human Services System -					
Health and Human Services					
Personal Services	187,641,595	195,124,738	209,475,399	215,948,579	219,318,664
Operating Expenses	84,036,171	79,213,053	80,378,627	90,607,295	82,303,284
Travel	2,221,171	2,336,478	2,523,145	2,901,416	3,040,880
Capital Outlay	4,848,852	4,383,974	3,893,420	3,021,340	8,942,205
Government Aid	5,290,029	4,882,990	5,003,429	2,520,389	950,949
	<u>284,037,818</u>	<u>285,941,233</u>	<u>301,274,020</u>	<u>314,999,019</u>	<u>314,555,982</u>
Health and Human Services System -					
Regulation and Licensure					
Personal Services	15,437,215	16,366,229	17,437,035	17,970,852	24,910,143
Operating Expenses	9,272,048	12,301,109	16,734,409	25,906,048	33,795,498
Travel	828,793	886,089	1,102,531	1,205,675	1,571,428
Capital Outlay	359,919	517,204	752,874	1,277,429	391,272
Government Aid	77,589	333,018	21,476	14,130	100
	<u>25,975,564</u>	<u>30,403,649</u>	<u>36,048,325</u>	<u>46,374,134</u>	<u>60,668,441</u>
Historical Society, Nebraska State					
Personal Services	3,828,467	3,880,802	3,715,404	3,726,895	3,920,622
Operating Expenses	1,322,315	1,593,074	1,215,594	1,421,541	1,493,649
Travel	56,139	72,855	63,771	74,724	70,004
Capital Outlay	115,729	67,475	43,597	75,248	40,519
Government Aid	374,207	89,195	69,707	79,660	62,991
	<u>5,696,857</u>	<u>5,703,401</u>	<u>5,108,073</u>	<u>5,378,068</u>	<u>5,587,785</u>
Indian Affairs, Commission on					
Personal Services	109,122	143,268	127,572	128,513	154,345
Operating Expenses	40,532	16,807	16,287	33,159	17,708
Travel	18,592	19,284	13,258	13,790	8,690
Capital Outlay	3,853	1,818	6,599	32	2,724
	<u>172,099</u>	<u>181,177</u>	<u>163,716</u>	<u>175,494</u>	<u>183,467</u>
Industrial Relations, Commission of					
Personal Services	160,057	166,647	171,579	176,456	187,819
Operating Expenses	30,629	30,024	32,360	28,995	36,214
Travel	10,281	8,549	6,002	6,912	11,081
Capital Outlay	1,721	2,848			3,645
	<u>202,688</u>	<u>208,068</u>	<u>209,941</u>	<u>212,363</u>	<u>238,759</u>
Insurance, Department of					
Personal Services	4,440,583	4,687,536	5,020,846	5,393,024	5,925,327
Operating Expenses	13,035,141	9,890,094	14,861,393	16,920,106	14,316,057
Travel	216,186	275,842	302,473	325,906	320,677
Capital Outlay	18,432	37,353	39,954	25,103	1,794
	<u>17,710,342</u>	<u>14,890,825</u>	<u>20,224,666</u>	<u>22,664,139</u>	<u>20,563,855</u>
Investment Council, Nebraska					
Personal Services	369,045	431,741	482,817	493,728	530,804
Operating Expenses	490,279	420,904	597,363	581,303	592,421
Travel	14,230	11,009	12,908	17,665	9,527
Capital Outlay	3,848	22,782	5,353		948
	<u>877,402</u>	<u>886,436</u>	<u>1,098,441</u>	<u>1,092,696</u>	<u>1,133,700</u>

State of Nebraska
**SCHEDULE OF EXPENDITURES BY
MAJOR ACCOUNT CATEGORY - ALL FUNDS**
For the years ended June 30, 2002 through June 30, 2006

AGENCY	2002	2003	2004	2005	2006
Labor, Department of					
Personal Services	19,059,386	20,778,155	20,932,367	21,374,499	21,727,052
Operating Expenses	13,025,068	8,303,081	22,431,056	10,148,412	13,003,136
Travel	592,808	535,062	486,973	526,770	641,362
Capital Outlay	514,731	364,020	522,820	2,212,218	853,681
Government Aid	10,035,329	10,709,918	9,754,853	9,197,667	7,945,503
	<u>43,227,322</u>	<u>40,690,236</u>	<u>54,128,069</u>	<u>43,459,566</u>	<u>44,170,734</u>
Land Surveyors, State					
Board of Examiners for					
Operating Expenses	16,708	16,748	16,452	19,412	17,133
Travel	4,271	5,936	4,567	5,346	3,465
	<u>20,979</u>	<u>22,684</u>	<u>21,019</u>	<u>24,758</u>	<u>20,598</u>
Landscape Architects, State Board of					
Operating Expenses	6,711	8,371	8,152	8,356	10,023
Travel				577	459
	<u>6,711</u>	<u>8,371</u>	<u>8,152</u>	<u>8,933</u>	<u>10,482</u>
Legislative Council					
Personal Services	11,329,546	12,373,870	11,811,843	12,109,698	12,793,216
Operating Expenses	1,772,977	1,690,129	1,462,301	1,526,127	1,455,989
Travel	527,840	617,736	403,265	580,520	569,611
Capital Outlay	486,624	361,363	133,669	251,083	339,364
	<u>14,116,987</u>	<u>15,043,098</u>	<u>13,811,078</u>	<u>14,467,428</u>	<u>15,158,180</u>
Library Commission, Nebraska					
Personal Services	1,854,418	1,932,046	1,903,125	1,962,567	2,140,215
Operating Expenses	703,005	658,552	639,237	690,225	653,467
Travel	63,123	58,021	60,347	88,510	85,811
Capital Outlay	134,924	100,914	78,971	134,188	130,996
Government Aid	2,023,266	1,955,534	1,647,964	1,915,701	2,042,234
	<u>4,778,736</u>	<u>4,705,067</u>	<u>4,329,644</u>	<u>4,791,191</u>	<u>5,052,723</u>
Lieutenant Governor					
Personal Services	78,417	86,730	96,450	98,446	99,370
Operating Expenses	5,542	7,457	6,358	6,000	4,961
Travel	9,421	4,922	2,867	8,806	15,810
Capital Outlay	2,795		50		
	<u>96,175</u>	<u>99,109</u>	<u>105,725</u>	<u>113,252</u>	<u>120,141</u>
Liquor Control Commission, Nebraska					
Personal Services	569,589	572,388	591,730	570,446	604,092
Operating Expenses	217,640	177,084	170,667	234,426	177,418
Travel	14,092	15,693	11,282	13,990	15,900
Capital Outlay	10,645	4,050	3,093	54,813	6,839
	<u>811,966</u>	<u>769,215</u>	<u>776,772</u>	<u>873,675</u>	<u>804,249</u>
Mexican-Americans, Commission on					
Personal Services	108,757	104,018	116,551	124,049	116,622
Operating Expenses	24,670	26,499	55,279	43,738	38,567
Travel	18,441	11,571	18,968	21,773	14,923
Capital Outlay	639	1,748	900	14,916	2,905
	<u>152,507</u>	<u>143,836</u>	<u>191,698</u>	<u>204,476</u>	<u>173,017</u>

State of Nebraska
**SCHEDULE OF EXPENDITURES BY
MAJOR ACCOUNT CATEGORY - ALL FUNDS**
For the years ended June 30, 2002 through June 30, 2006

AGENCY	2002	2003	2004	2005	2006
Military, Department of					
Personal Services	5,576,566	5,905,513	6,737,798	6,840,626	7,299,002
Operating Expenses	3,847,999	5,091,643	5,814,518	10,466,253	13,712,848
Travel	153,723	252,501	448,528	391,089	344,886
Capital Outlay	1,233,699	2,627,000	8,071,887	8,008,449	(377,365)
Government Aid	9,318,245	8,065,067	19,157,702	29,190,783	27,115,075
	<u>20,130,232</u>	<u>21,941,724</u>	<u>40,230,433</u>	<u>54,897,200</u>	<u>48,094,446</u>
Motor Vehicle Industry Licensing Board, Nebraska					
Personal Services	390,937	397,392	419,148	449,252	472,916
Operating Expenses	63,148	57,621	80,834	61,372	62,753
Travel	49,650	41,220	46,017	58,398	54,852
Capital Outlay	834	5,025	2,634	1,452	
	<u>504,569</u>	<u>501,258</u>	<u>548,633</u>	<u>570,474</u>	<u>590,521</u>
Motor Vehicles, Department of					
Personal Services	7,174,800	7,606,783	7,771,221	7,939,316	8,385,427
Operating Expenses	10,128,019	6,351,215	10,069,935	13,783,810	10,232,428
Travel	248,703	276,960	237,029	252,406	288,446
Capital Outlay	23,180	64,379	21,897	240,240	164,126
Government Aid	2,495,884	2,481,109	2,994,508	3,237,047	3,097,533
	<u>20,070,586</u>	<u>16,780,446</u>	<u>21,094,590</u>	<u>25,452,819</u>	<u>22,167,960</u>
Natural Resources, Department of					
Personal Services	4,459,263	4,715,894	5,022,615	5,430,824	5,641,863
Operating Expenses	6,073,929	7,006,281	2,164,757	2,517,100	3,499,723
Travel	332,105	323,843	331,840	366,693	354,286
Capital Outlay	218,433	119,576	99,440	256,579	119,174
Government Aid	7,864,386	8,159,585	7,540,315	10,719,352	8,186,122
	<u>18,948,116</u>	<u>20,325,179</u>	<u>15,158,967</u>	<u>19,290,548</u>	<u>17,801,168</u>
Oil and Gas Conservation Commission, Nebraska					
Personal Services	378,667	400,063	411,417	415,491	434,957
Operating Expenses	179,657	105,329	82,551	97,054	121,458
Travel	5,461	7,064	6,895	12,449	12,337
Capital Outlay	28,673	39,198	9,159	37,208	27,698
	<u>592,458</u>	<u>551,654</u>	<u>510,022</u>	<u>562,202</u>	<u>596,450</u>
Pardons, Board of					
Personal Services	565,354	587,808	599,292	582,220	626,290
Operating Expenses	29,180	27,515	35,628	31,116	39,690
Travel	6,736	10,021	6,611	6,524	7,898
Capital Outlay	20,704		9,594		3,962
	<u>621,974</u>	<u>625,344</u>	<u>651,125</u>	<u>619,860</u>	<u>677,840</u>
Postsecondary Education, Coordinating Commission for					
Personal Services	897,551	845,640	908,697	947,922	988,963
Operating Expenses	116,966	121,577	190,615	244,909	257,269
Travel	19,962	11,209	8,590	25,380	28,397
Capital Outlay	9,507	21,415	1,805	8,765	1,164
Government Aid	7,630,191	6,867,792	9,080,264	8,780,973	10,471,160
	<u>8,674,177</u>	<u>7,867,633</u>	<u>10,189,971</u>	<u>10,007,949</u>	<u>11,746,953</u>

State of Nebraska
**SCHEDULE OF EXPENDITURES BY
MAJOR ACCOUNT CATEGORY - ALL FUNDS**
For the years ended June 30, 2002 through June 30, 2006

AGENCY	2002	2003	2004	2005	2006
Power Review Board, Nebraska					
Personal Services	147,847	167,523	172,149	178,209	173,767
Operating Expenses	72,826	61,552	53,928	60,964	51,477
Travel	17,696	14,167	8,081	12,719	8,255
Capital Outlay	4,525	511			
	<u>242,894</u>	<u>243,753</u>	<u>234,158</u>	<u>251,892</u>	<u>233,499</u>
Property Assessment/Taxation					
Personal Services	3,532,742	3,677,865	3,624,467	3,567,657	3,653,756
Operating	1,042,914	854,975	795,141	872,812	829,907
Travel	166,041	170,282	124,409	150,468	155,072
Capital Outlay	155,356	80,173	36,576	121,103	18,809
	<u>4,897,053</u>	<u>4,783,295</u>	<u>4,580,593</u>	<u>4,712,040</u>	<u>4,657,544</u>
Public Accountancy, Nebraska					
State Board of					
Personal Services	180,045	165,662	185,688	190,794	204,584
Operating Expenses	152,804	211,111	131,770	109,145	107,133
Travel	23,343	21,380	14,871	17,945	35,113
Capital Outlay	2,242	996	596	1,811	
	<u>358,434</u>	<u>399,149</u>	<u>332,925</u>	<u>319,695</u>	<u>346,830</u>
Public Advocacy, Commission on					
Personal Services	634,535	664,085	688,192	698,656	742,098
Operating Expenses	93,047	157,054	150,000	127,711	155,943
Travel	23,722	19,100	27,452	26,607	33,871
Capital Outlay	5,939	12,715	8,875	2,689	4,966
Government Aid	769,086	1,417,402	1,772,588	1,709,902	1,851,917
	<u>1,526,329</u>	<u>2,270,356</u>	<u>2,647,107</u>	<u>2,565,565</u>	<u>2,788,795</u>
Public Service Commission					
Personal Services	2,489,367	2,553,062	2,644,643	2,807,835	3,130,333
Operating Expenses	1,512,216	1,499,449	1,740,471	2,616,389	3,289,317
Travel	120,513	112,800	118,969	115,965	143,466
Capital Outlay	58,065	47,214	98,809	47,984	31,916
Government Aid	47,435,485	58,488,506	68,470,255	71,917,351	82,917,769
	<u>51,615,646</u>	<u>62,701,031</u>	<u>73,073,147</u>	<u>77,505,524</u>	<u>89,512,801</u>
Racing Commission, State					
Personal Services	429,032	446,779	442,944	490,553	453,318
Operating Expenses	97,111	93,738	113,847	79,449	134,156
Travel	82,791	80,548	87,654	77,876	56,725
Capital Outlay	10,425	4,695	1,866	2,549	
Government Aid	188,814	167,506	167,701	156,094	157,137
	<u>808,173</u>	<u>793,266</u>	<u>814,012</u>	<u>806,521</u>	<u>801,336</u>
Railway Council, Nebraska					
Personal Services	388		129		
Operating Expenses	254	216	414	410	
Travel	3,518	1,627	1,602		
	<u>4,160</u>	<u>1,843</u>	<u>2,145</u>	<u>410</u>	<u>-</u>

State of Nebraska
**SCHEDULE OF EXPENDITURES BY
MAJOR ACCOUNT CATEGORY - ALL FUNDS**
For the years ended June 30, 2002 through June 30, 2006

AGENCY	2002	2003	2004	2005	2006
Real Estate Appraiser Board					
Personal Services	97,711	99,545	103,340	117,710	100,237
Operating Expenses	37,870	38,879	45,698	59,648	95,238
Travel	17,793	13,004	17,156	19,349	16,852
Capital Outlay	1,137	1,904	55	1,773	
	<u>154,511</u>	<u>153,332</u>	<u>166,249</u>	<u>198,480</u>	<u>212,327</u>
Real Estate Commission, State					
Personal Services	494,657	512,799	529,042	542,362	558,584
Operating Expenses	244,337	302,660	286,420	310,089	320,110
Travel	49,313	42,034	42,486	50,233	51,960
Capital Outlay	4,265	3,592	6,413	7,071	
	<u>792,572</u>	<u>861,085</u>	<u>864,361</u>	<u>909,755</u>	<u>930,654</u>
Retirement Systems, Public Employees'					
Personal Services	1,840,224	1,971,326	1,987,165	2,059,194	2,124,050
Operating Expenses (1)	156,184,366	181,183,902	200,662,762	235,365,304	291,094,337
Travel	30,919	30,873	32,189	35,268	33,062
Capital Outlay	443,506	1,574,374	2,272,062	2,603,700	2,536,737
Government Aid	14,871,930	15,388,514	15,926,774	17,098,119	17,796,465
	<u>173,370,945</u>	<u>200,148,989</u>	<u>220,880,952</u>	<u>257,161,585</u>	<u>313,584,651</u>
Revenue, Department of					
Personal Services	18,616,657	18,902,463	19,352,245	19,821,538	21,064,205
Operating Expenses	29,688,922	30,545,725	35,796,308	33,043,554	36,416,553
Travel	293,922	297,323	324,132	322,105	371,506
Capital Outlay	430,429	271,678	144,693	191,965	355,372
Government Aid	57,932,302	58,973,092	59,416,407	64,938,677	68,481,832
	<u>106,962,232</u>	<u>108,990,281</u>	<u>115,033,785</u>	<u>118,317,839</u>	<u>126,689,468</u>
Roads, Department of					
Personal Services	103,165,214	107,598,677	109,825,437	111,070,305	114,931,629
Operating Expenses	79,126,028	84,674,787	89,788,455	87,705,995	89,952,877
Travel	1,166,860	928,760	905,347	981,265	972,496
Capital Outlay	346,115,783	359,943,589	389,841,300	412,567,183	411,367,207
Government Aid	4,901,693	4,837,192	5,242,290	5,203,318	26,588,188
	<u>534,475,578</u>	<u>557,983,005</u>	<u>595,602,829</u>	<u>617,528,066</u>	<u>643,812,397</u>
Rural Development Commission					
Personal Services	265,017	173,155	22	3,810	590
Operating Expenses	135,119	60,146	7,950	25,738	11,496
Travel	26,061	8,811	9,176	16,690	7,840
Capital Outlay	6,779			2,387	
	<u>432,976</u>	<u>242,112</u>	<u>17,148</u>	<u>48,625</u>	<u>19,926</u>
Secretary of State					
Personal Services	1,676,400	1,767,640	1,936,936	1,918,331	1,939,904
Operating Expenses	2,362,485	2,736,414	2,626,920	3,770,963	4,512,168
Travel	37,964	37,418	63,690	46,745	46,809
Capital Outlay	249,338	57,028	145,387	480,987	3,920,662
Government Aid				6,361	82,185
	<u>4,326,187</u>	<u>4,598,500</u>	<u>4,772,933</u>	<u>6,223,387</u>	<u>10,501,728</u>

State of Nebraska
**SCHEDULE OF EXPENDITURES BY
MAJOR ACCOUNT CATEGORY - ALL FUNDS**
For the years ended June 30, 2002 through June 30, 2006

AGENCY	2002	2003	2004	2005	2006
State Colleges					
Personal Services	42,793,694	44,248,576	43,397,836	45,080,031	48,446,188
Operating Expenses	16,153,976	20,859,599	18,032,012	19,697,207	20,077,795
Travel	614,063	675,597	635,384	912,441	981,297
Capital Outlay	6,693,216	2,952,898	2,715,051	2,434,480	2,611,074
Government Aid	19,141,459	20,702,904	20,763,070	25,673,171	21,888,514
	<u>85,396,408</u>	<u>89,439,574</u>	<u>85,543,353</u>	<u>93,797,330</u>	<u>94,004,868</u>
State Patrol, Nebraska					
Personal Services	35,688,561	38,069,716	40,005,708	41,695,346	44,384,438
Operating Expenses	8,183,402	8,873,419	8,745,621	11,205,622	10,447,103
Travel	275,430	292,487	318,871	366,102	269,114
Capital Outlay	3,680,009	5,033,953	4,483,139	3,737,545	6,146,455
Government Aid	93,573	216,663	583,546	1,310,407	1,021,283
	<u>47,920,975</u>	<u>52,486,238</u>	<u>54,136,885</u>	<u>58,315,022</u>	<u>62,268,393</u>
State Treasurer					
Personal Services	1,743,608	1,776,640	1,787,777	2,301,566	2,622,065
Operating Expenses (2)	16,910,889	9,150,692	8,200,147	9,243,024	158,715,824
Travel	16,351	14,847	15,426	43,649	53,534
Capital Outlay	274,985	523,365	82,716	83,522	182,803
Government Aid	40,061,370	35,565,986	30,021,350	30,704,632	29,829,666
	<u>59,007,203</u>	<u>47,031,530</u>	<u>40,107,416</u>	<u>42,376,393</u>	<u>191,403,892</u>
Status of Women, Nebraska Commission on the					
Personal Services	146,452	125,398	70,170	53,508	65,313
Operating Expenses	54,666	52,469	21,777	19,075	45,510
Travel	8,340	6,234	366	225	9,054
Capital Outlay	2,290				
Government Aid					800
	<u>211,748</u>	<u>184,101</u>	<u>92,313</u>	<u>72,808</u>	<u>120,677</u>
Supreme Court					
Personal Services	50,455,982	52,846,066	53,491,236	54,441,653	57,220,589
Operating Expenses	4,653,090	5,046,649	5,149,194	5,003,914	5,297,639
Travel	857,286	843,707	902,085	932,629	1,190,337
Capital Outlay	352,783	313,426	126,801	63,977	158,050
Government Aid	263,526	253,531	254,741	270,467	270,000
	<u>56,582,667</u>	<u>59,303,379</u>	<u>59,924,057</u>	<u>60,712,640</u>	<u>64,136,615</u>
Tax Equalization and Review Commission					
Personal Services	452,743	542,768	575,788	599,641	613,401
Operating Expenses	135,725	150,037	93,248	67,181	65,941
Travel	40,286	42,816	7,067	16,940	15,072
Capital Outlay	11,927	21,014	3,025	2,334	539
	<u>640,681</u>	<u>756,635</u>	<u>679,128</u>	<u>686,096</u>	<u>694,953</u>
Technical Community Colleges, Nebraska Coordinating Commission for					
Operating Expenses		1,440,231			
Government Aid	65,423,988	64,403,490	62,376,556	62,887,646	65,312,215
	<u>65,423,988</u>	<u>65,843,721</u>	<u>62,376,556</u>	<u>62,887,646</u>	<u>65,312,215</u>

State of Nebraska
**SCHEDULE OF EXPENDITURES BY
MAJOR ACCOUNT CATEGORY - ALL FUNDS**
For the years ended June 30, 2002 through June 30, 2006

AGENCY	2002	2003	2004	2005	2006
University of Nebraska					
Personal Services	685,104,270	723,177,202	726,861,174	761,620,624	808,969,538
Operating Expenses	377,684,577	360,091,143	387,332,329	437,609,942	448,741,344
Travel	15,396,352	18,953,199	21,770,789	24,133,013	26,805,552
Capital Outlay	115,572,625	84,590,142	144,483,993	149,190,485	128,331,183
Government Aid	154,920,317	174,534,402	194,646,748	205,583,697	217,237,377
	<u>1,348,678,141</u>	<u>1,361,346,088</u>	<u>1,475,095,033</u>	<u>1,578,137,761</u>	<u>1,630,084,994</u>
Veterans' Affairs, Department of					
Personal Services	505,725	499,470	553,992	595,142	611,009
Operating Expenses	65,554	67,891	88,681	87,147	86,637
Travel	15,954	12,137	18,156	17,933	23,449
Capital Outlay	4,566	5,716	2,122	3,549	
Government Aid	1,353,929	1,214,381	956,756	835,804	881,758
	<u>1,945,728</u>	<u>1,799,595</u>	<u>1,619,707</u>	<u>1,539,575</u>	<u>1,602,853</u>
Wheat Development, Utilization and Marketing Board, Nebraska					
Personal Services	195,038	167,489	170,760	114,716	119,252
Operating Expenses	784,398	462,558	533,115	699,836	771,925
Travel	44,973	40,667	43,660	41,154	72,538
Capital Outlay	1,860		893	3,414	
	<u>1,026,269</u>	<u>670,714</u>	<u>748,428</u>	<u>859,120</u>	<u>963,715</u>
Workers' Compensation Court, Nebraska					
Personal Services	2,664,605	2,835,819	2,833,540	2,912,180	3,084,730
Operating Expenses	671,078	730,266	692,934	818,253	707,905
Travel	65,329	57,776	64,826	69,736	58,524
Capital Outlay	109,068	45,041	54,229	19,987	
Government Aid	1,144,392	1,414,816	1,622,044	1,432,301	1,403,942
	<u>4,654,472</u>	<u>5,083,718</u>	<u>5,267,573</u>	<u>5,252,457</u>	<u>5,255,101</u>
STATE TOTALS					
Personal Services	1,468,057,609	1,548,874,417	1,576,357,092	1,636,042,017	1,723,734,775
Operating Expenses (3)	1,221,877,113	1,302,537,880	1,400,733,886	1,563,154,714	1,785,236,568
Travel	30,960,066	35,033,741	38,111,067	42,434,743	46,649,897
Capital Outlay	543,204,413	503,609,677	590,828,971	616,247,119	589,887,449
Government Aid	3,318,731,821	3,417,318,756	3,498,130,468	3,637,835,519	3,830,017,561
	<u>\$ 6,582,831,022</u>	<u>\$ 6,807,374,471</u>	<u>\$ 7,104,161,484</u>	<u>\$ 7,495,714,112</u>	<u>\$ 7,975,526,250</u>

- (1) Operating Expenses shown for Retirement Systems consist chiefly of payments to retirees.
- (2) In fiscal year 2006 the State paid \$145,811,368 to settle the low level radioactive waste lawsuit. This amount is included as an Operating Expense for the State Treasurer.
- (3) Included in the Operating Expenses for fiscal year 2006 is the \$145,811,368 low level radioactive waste settlement and an increase in retirement payments to retirees of \$57,893,553.

State of Nebraska
SCHEDULE OF EXPENDITURES
BY FUND TYPE - ALL FUNDS
For the years ended June 30, 2002 through 2006

AGENCY	2002	2003	2004	2005	2006
Abstracters, Board of Examiners					
Cash	\$ 28,288	\$ 27,245	\$ 32,077	\$ 33,786	\$ 31,544
Accountability and Disclosure Commission, Nebraska					
General	378,069	406,544	409,463	388,087	373,029
Cash	113,691	344	70,718	55,124	191,958
	<u>491,760</u>	<u>406,888</u>	<u>480,181</u>	<u>443,211</u>	<u>564,987</u>
Administrative Services, Department of					
General	9,735,622	8,907,537	7,953,115	8,416,567	7,682,986
Cash	17,980,993	20,291,743	22,798,526	24,720,285	17,965,068
Construction	6,634,050	3,879,638	3,568,273	5,050,242	3,373,666
Federal			354,611	557,412	141,703
Revolving	143,291,546	146,213,321	139,028,231	141,897,615	142,215,700
Trust	43,305,831	104,879,651	123,459,583	144,327,039	155,235,774
	<u>220,948,042</u>	<u>284,171,890</u>	<u>297,162,339</u>	<u>324,969,160</u>	<u>326,614,897</u>
Aeronautics, Department of					
General					
Cash	27,067,731	20,490,729	18,306,272	19,005,898	20,659,479
Trust		336	773	957	775
	<u>27,067,731</u>	<u>20,491,065</u>	<u>18,307,045</u>	<u>19,006,855</u>	<u>20,660,254</u>
Agriculture, Department of					
General	6,623,181	5,965,046	5,482,025	5,593,841	5,532,984
Cash	5,433,519	5,699,003	5,498,955	5,633,258	5,693,622
Federal	2,176,034	2,300,106	2,038,894	2,356,232	2,715,233
Revolving	418,723	437,487	366,498	370,015	404,279
	<u>14,651,457</u>	<u>14,401,642</u>	<u>13,386,372</u>	<u>13,953,346</u>	<u>14,346,118</u>
Agriculture, State Board of					
General	306,208			153,000	
Cash					2,012,201
Construction	42,616	457,384		2,601	
	<u>348,824</u>	<u>457,384</u>	-	<u>155,601</u>	<u>2,012,201</u>
Arts Council, Nebraska					
General	1,394,435	1,369,685	1,062,094	1,147,504	1,347,535
Cash	86,051	4,919	735,839	372,102	494,316
Federal	669,609	441,549	882,288	594,063	641,409
Trust	84,039	30,007	2,778	726	5,149
	<u>2,234,134</u>	<u>1,846,160</u>	<u>2,682,999</u>	<u>2,114,395</u>	<u>2,488,409</u>
Attorney General					
General	3,797,664	4,036,493	5,160,845	5,790,528	6,367,030
Cash	195,320	202,885	471,826	498,486	507,837
Federal	272,151	210,240	114,528	779,975	726,551
Revolving	485,988	490,199	340,644	606,041	657,650
Trust	548,716	338,998	163,844	872,907	1,213,313
	<u>5,299,839</u>	<u>5,278,815</u>	<u>6,251,687</u>	<u>8,547,937</u>	<u>9,472,381</u>

State of Nebraska
SCHEDULE OF EXPENDITURES
BY FUND TYPE - ALL FUNDS
For the years ended June 30, 2002 through 2006

AGENCY	2002	2003	2004	2005	2006
Auditor of Public Accounts					
General	1,995,498	2,073,696	1,839,969	1,950,374	2,298,489
Cash	614,327	586,883	595,257	626,933	681,562
	<u>2,609,825</u>	<u>2,660,579</u>	<u>2,435,226</u>	<u>2,577,307</u>	<u>2,980,051</u>
Banking and Finance, Department of					
Cash	4,137,548	4,133,460	4,271,124	4,680,244	4,841,624
Trust					
	<u>4,137,548</u>	<u>4,133,460</u>	<u>4,271,124</u>	<u>4,680,244</u>	<u>4,841,624</u>
Barber Examiners, Board of					
Cash	103,419	102,526	106,027	108,738	112,187
Blind and Visually Impaired, Commission for					
General	537,282	537,282	531,539	531,068	673,489
Cash	56,769	58,182	67,199	82,298	58,450
Federal	3,084,035	3,168,608	3,186,917	3,474,318	2,900,430
Trust	50,077	45,515	44,501	31,577	55,629
	<u>3,728,163</u>	<u>3,809,587</u>	<u>3,830,156</u>	<u>4,119,261</u>	<u>3,687,998</u>
Brand Committee, Nebraska					
Cash	3,323,117	3,533,610	3,423,748	3,392,893	3,551,943
Corn Development, Utilization and Marketing Board, Nebraska					
Cash	2,457,306	2,718,077	2,574,534	2,795,857	2,855,053
Federal					82,092
	<u>2,457,306</u>	<u>2,718,077</u>	<u>2,574,534</u>	<u>2,795,857</u>	<u>2,937,145</u>
Correctional Services, Department of					
General	111,114,860	120,113,536	120,476,214	127,249,109	133,106,077
Cash	1,782,737	578,885	1,762,605	87,122	4,565,882
Construction	6,144,254	4,487,128	2,295,012	884,234	852,097
Federal	1,398,406	4,681,671	8,197,129	7,230,126	1,808,275
Revolving	12,161,052	7,949,002	10,842,486	13,569,924	13,234,238
Trust	10,831,522	10,774,928	10,690,519	11,192,221	11,884,916
	<u>143,432,831</u>	<u>148,585,150</u>	<u>154,263,965</u>	<u>160,212,736</u>	<u>165,451,485</u>
Criminal Justice, Commission on					
Law Enforcement and					
General	2,916,025	2,724,913	2,712,569	2,633,231	3,905,451
Cash	832,518	953,709	727,066	841,633	1,458,048
Construction	1,789,026	1,101,463	90,719	25,414	
Federal	12,716,917	11,825,350	11,142,100	11,388,199	9,925,970
	<u>18,254,486</u>	<u>16,605,435</u>	<u>14,672,454</u>	<u>14,888,477</u>	<u>15,289,469</u>
Dairy Industry Development Board, Nebraska					
Cash	1,157,252	1,154,076	1,075,540	1,040,061	1,076,039
Deaf/Hard of Hearing, Commission for the					
General	666,465	656,703	604,177	669,978	721,052
Cash	65,795	34,625	12,137	29,011	33,035
	<u>732,260</u>	<u>691,328</u>	<u>616,314</u>	<u>698,989</u>	<u>754,087</u>

State of Nebraska
SCHEDULE OF EXPENDITURES
BY FUND TYPE - ALL FUNDS
For the years ended June 30, 2002 through 2006

AGENCY	2002	2003	2004	2005	2006
Dry Bean Commission					
Cash	281,029	318,211	280,456	265,529	256,976
Economic Development, Department of					
General	6,683,520	6,066,383	4,856,526	4,310,869	4,485,620
Cash	8,945,242	9,953,863	7,952,954	7,116,089	10,690,823
Federal	22,998,218	23,153,813	24,338,653	22,619,436	21,097,136
	38,626,980	39,174,059	37,148,133	34,046,394	36,273,579
Education, State Department of					
General	811,364,935	824,948,541	808,395,005	810,669,538	879,962,768
Cash	11,058,095	4,813,946	3,453,945	2,564,793	1,615,617
Federal	208,368,968	223,145,087	246,420,480	265,929,355	275,201,107
Revolving	422,259	460,430	382,992	395,554	391,160
Trust	28,049,194	24,312,483	23,727,946	24,614,912	23,531,608
	1,059,263,451	1,077,680,487	1,082,380,368	1,104,174,152	1,180,702,260
Educational Lands and Funds, Board of					
General	395,754	379,819	368,864	365,302	278,844
Cash	5,098,883	7,279,260	7,909,596	8,004,602	8,246,688
Trust	55,708	253,679	545,854	646,872	565,604
	5,550,345	7,912,758	8,824,314	9,016,776	9,091,136
Educational Telecommunications Commission, Nebraska					
General	8,227,734	8,439,782	8,423,735	8,508,406	9,313,758
Cash	449,327	1,305,143	823,464	236,735	201,747
Construction	6,301,022	8,417,011	8,075,536	7,903,329	7,628,711
Federal	558,898	3,970,959	460,252	229,437	46,807
Trust	3,944,921	9,862,019	9,456,888	5,979,703	3,072,998
	19,481,902	31,994,914	27,239,875	22,857,610	20,264,021
Electrical Board, Nebraska					
Cash	1,073,630	1,218,256	1,200,024	1,229,525	1,213,637
Engineers and Architects, Board of Examiners for Professional					
Cash	382,312	457,216	454,866	566,092	653,637
Environmental Quality, Department of					
General	8,430,139	5,964,083	3,767,354	3,848,101	3,193,204
Cash	20,243,303	25,454,354	23,792,395	26,312,555	27,880,806
Federal	31,635,424	24,204,380	31,319,461	34,335,409	28,438,431
Trust	7,144,554	20,852,570	9,697,834	14,007,775	33,515,717
	67,453,420	76,475,387	68,577,044	78,503,840	93,028,158
Equal Opportunity Commission					
General	618,582	985,170	1,042,854	1,109,635	1,261,645
Federal	1,538,744	999,259	1,096,946	843,788	710,724
	2,157,326	1,984,429	2,139,800	1,953,423	1,972,369
Ethanol Board, Nebraska					
Cash	522,587	441,990	439,981	426,959	431,050
Federal	104,971	22,500	131,586	150,000	34,000
	627,558	464,490	571,567	576,959	465,050

State of Nebraska
SCHEDULE OF EXPENDITURES
BY FUND TYPE - ALL FUNDS
For the years ended June 30, 2002 through 2006

AGENCY	2002	2003	2004	2005	2006
Fire Marshal, State					
General	835,399	597,632	1,418,227	3,118,248	3,395,502
Cash	2,696,685	2,963,115	2,078,773	654,798	765,907
Federal	374,499	300,704	735,827	1,065,919	421,215
	<u>3,906,583</u>	<u>3,861,451</u>	<u>4,232,827</u>	<u>4,838,965</u>	<u>4,582,624</u>
Foster Care Review Board, State					
General	1,169,560	1,134,558	1,051,303	1,083,787	1,169,742
Cash	9,981		2,487	1,142	3,060
Federal	543,438	665,232	721,510	397,976	385,506
Trust				1,087	7,311
	<u>1,722,979</u>	<u>1,799,790</u>	<u>1,775,300</u>	<u>1,483,992</u>	<u>1,565,619</u>
Game and Parks Commission					
General	10,756,518	9,527,148	8,822,742	9,072,048	9,433,628
Cash	53,458,985	52,197,146	48,899,192	47,035,121	50,392,113
Construction	2,000	439,027	29,528	5,151	12,923
Federal	2,624,659	5,088,654	3,777,130	7,281,935	7,720,370
	<u>66,842,162</u>	<u>67,251,975</u>	<u>61,528,592</u>	<u>63,394,255</u>	<u>67,559,034</u>
Geologists, Board of					
Cash	18,508	17,854	15,786	17,005	22,763
	<u>18,508</u>	<u>17,854</u>	<u>15,786</u>	<u>17,005</u>	<u>22,763</u>
Governor					
General	1,412,639	1,374,719	1,308,408	1,301,000	1,448,419
Cash	918,379	414,313	332,323	399,930	412,662
Federal	5,611,657	5,438,612	6,126,798	5,984,375	5,920,632
Trust	6,318,330	4,929,034	2,597,431	2,912,496	3,726,050
	<u>14,261,005</u>	<u>12,156,678</u>	<u>10,364,960</u>	<u>10,597,801</u>	<u>11,507,763</u>
Grain Sorghum Development, Utilization and Marketing Board					
Cash	261,153	212,811	182,737	149,102	133,764
	<u>261,153</u>	<u>212,811</u>	<u>182,737</u>	<u>149,102</u>	<u>133,764</u>
Health and Human Services System - Finance and Support					
General	655,020,088	659,624,709	671,565,063	778,447,365	846,589,532
Cash	97,474,498	87,613,285	86,830,853	83,166,129	86,882,763
Federal	1,077,031,643	1,128,151,103	1,181,338,520	1,177,974,633	1,154,452,541
Trust	1,505,933	1,524,758	1,442,738	1,289,235	1,378,522
	<u>1,831,032,162</u>	<u>1,876,913,855</u>	<u>1,941,177,174</u>	<u>2,040,877,362</u>	<u>2,089,303,358</u>
Health and Human Services System - Health and Human Services					
General	141,425,556	148,784,788	151,315,693	154,761,418	159,117,845
Cash	27,787,268	29,015,817	26,936,622	33,510,641	26,691,186
Construction	2,499,191	2,363,517	1,021,817	1,200,651	3,210,030
Federal	112,319,732	105,777,111	121,992,980	125,522,998	125,536,569
Trust	6,071		6,908	3,311	352
	<u>284,037,818</u>	<u>285,941,233</u>	<u>301,274,020</u>	<u>314,999,019</u>	<u>314,555,982</u>

State of Nebraska
SCHEDULE OF EXPENDITURES
BY FUND TYPE - ALL FUNDS
For the years ended June 30, 2002 through 2006

AGENCY	2002	2003	2004	2005	2006
Health and Human Services System -					
Regulation and Licensure					
General	5,416,104	5,883,250	5,465,226	5,659,813	6,295,339
Cash	11,002,494	11,861,902	12,927,371	15,122,204	17,043,152
Federal	9,556,915	12,658,497	17,655,506	25,592,117	37,329,950
Trust	51		222		
	<u>25,975,564</u>	<u>30,403,649</u>	<u>36,048,325</u>	<u>46,374,134</u>	<u>60,668,441</u>
Historical Society, Nebraska State					
General	4,055,272	4,112,518	3,777,293	3,858,399	3,980,158
Cash	634,745	728,564	769,321	727,459	795,234
Construction	134,239	11,014			
Federal	843,601	828,492	561,459	791,727	810,759
Trust	29,000	22,813		483	1,634
	<u>5,696,857</u>	<u>5,703,401</u>	<u>5,108,073</u>	<u>5,378,068</u>	<u>5,587,785</u>
Indian Affairs, Commission on					
General	172,099	181,177	163,716	174,172	178,971
Cash				1,322	4,496
	<u>172,099</u>	<u>181,177</u>	<u>163,716</u>	<u>175,494</u>	<u>183,467</u>
Industrial Relations, Commission of					
General	<u>202,688</u>	<u>208,068</u>	<u>209,941</u>	<u>212,363</u>	<u>238,759</u>
Insurance, Department of					
Cash	5,318,209	6,685,598	6,936,925	7,657,710	8,579,069
Federal	206,622	170,686	923,241	1,163,829	372,002
Trust	12,185,511	8,034,541	12,364,500	13,842,600	11,612,784
	<u>17,710,342</u>	<u>14,890,825</u>	<u>20,224,666</u>	<u>22,664,139</u>	<u>20,563,855</u>
Investment Council, Nebraska					
Cash	<u>877,402</u>	<u>886,436</u>	<u>1,098,441</u>	<u>1,092,696</u>	<u>1,133,700</u>
Labor, Department of					
General	546,525	439,923	566,841	595,042	400,803
Cash	1,988,721	1,727,977	1,295,618	1,232,015	1,511,387
Federal	38,366,299	36,718,804	36,752,666	40,659,847	41,261,153
Trust	2,325,777	1,803,532	15,512,944	972,662	997,391
	<u>43,227,322</u>	<u>40,690,236</u>	<u>54,128,069</u>	<u>43,459,566</u>	<u>44,170,734</u>
Land Surveyors, State Board of Examiners for					
Cash	<u>20,979</u>	<u>22,684</u>	<u>21,019</u>	<u>24,758</u>	<u>20,598</u>
Landscape Architects, State Board of					
Cash	<u>6,711</u>	<u>8,371</u>	<u>8,152</u>	<u>8,933</u>	<u>10,482</u>
Legislative Council					
General	14,086,197	14,947,624	13,687,623	14,401,672	15,032,803
Cash	17,396	86,939	123,455	65,756	125,377
Federal	13,394	8,535			
	<u>14,116,987</u>	<u>15,043,098</u>	<u>13,811,078</u>	<u>14,467,428</u>	<u>15,158,180</u>

State of Nebraska
SCHEDULE OF EXPENDITURES
BY FUND TYPE - ALL FUNDS
For the years ended June 30, 2002 through 2006

AGENCY	2002	2003	2004	2005	2006
Library Commission, Nebraska					
General	3,637,560	3,580,125	3,345,440	3,475,987	3,553,085
Cash	78,585	72,969	70,272	133,079	104,048
Federal	1,054,486	1,041,986	907,218	1,177,306	1,387,438
Trust	8,105	9,987	6,714	4,819	8,152
	<u>4,778,736</u>	<u>4,705,067</u>	<u>4,329,644</u>	<u>4,791,191</u>	<u>5,052,723</u>
Lieutenant Governor					
General	96,175	99,109	105,725	113,252	120,141
Liquor Control Commission, Nebraska					
General	756,828	737,742	733,229	841,308	772,516
Cash	55,138	31,473	43,543	32,367	31,733
	<u>811,966</u>	<u>769,215</u>	<u>776,772</u>	<u>873,675</u>	<u>804,249</u>
Mexican-Americans, Commission on					
General	152,507	143,836	190,203	204,476	173,017
Cash			1,495		
	<u>152,507</u>	<u>143,836</u>	<u>191,698</u>	<u>204,476</u>	<u>173,017</u>
Military, Department of					
General	4,186,592	4,224,071	4,705,085	4,349,155	4,387,489
Cash	595,348	683,741	751,153	583,624	640,978
Construction	54,023	42,282		28,550	21,883
Federal	15,294,269	16,991,630	34,774,195	49,935,871	43,044,096
	<u>20,130,232</u>	<u>21,941,724</u>	<u>40,230,433</u>	<u>54,897,200</u>	<u>48,094,446</u>
Motor Vehicle Industry Licensing Board, Nebraska					
Cash	504,569	501,258	548,633	570,474	590,521
Motor Vehicles, Department of					
Cash	16,817,715	13,532,347	17,350,267	21,398,828	17,729,273
Federal	3,252,871	3,248,099	3,744,323	4,053,991	4,438,687
	<u>20,070,586</u>	<u>16,780,446</u>	<u>21,094,590</u>	<u>25,452,819</u>	<u>22,167,960</u>
Natural Resources, Department of					
General	16,952,908	15,419,064	13,125,503	15,715,307	13,820,136
Cash	1,602,501	4,588,582	1,438,123	2,751,894	2,527,218
Federal	392,707	317,533	595,341	823,347	1,453,814
	<u>18,948,116</u>	<u>20,325,179</u>	<u>15,158,967</u>	<u>19,290,548</u>	<u>17,801,168</u>
Oil and Gas Conservation Commission, Nebraska					
Cash	418,677	459,159	415,734	473,604	512,320
Federal	86,343	92,495	93,855	88,598	84,130
Trust	87,438		433		
	<u>592,458</u>	<u>551,654</u>	<u>510,022</u>	<u>562,202</u>	<u>596,450</u>
Pardons, Board of					
General	621,974	625,344	651,125	619,860	677,840
Federal					
	<u>621,974</u>	<u>625,344</u>	<u>651,125</u>	<u>619,860</u>	<u>677,840</u>

State of Nebraska
SCHEDULE OF EXPENDITURES
BY FUND TYPE - ALL FUNDS
For the years ended June 30, 2002 through 2006

AGENCY	2002	2003	2004	2005	2006
Postsecondary Education, Coordinating Commission for					
General	7,967,795	6,855,249	6,821,076	6,932,451	8,133,123
Cash	4,990	1,864	1,994,114	2,066,441	2,539,016
Federal	698,682	908,530	1,352,624	978,208	1,072,310
Trust	2,710	101,990	22,157	30,849	2,504
	<u>8,674,177</u>	<u>7,867,633</u>	<u>10,189,971</u>	<u>10,007,949</u>	<u>11,746,953</u>
Power Review Board , Nebraska					
Cash	<u>242,894</u>	<u>243,753</u>	<u>234,158</u>	<u>251,892</u>	<u>233,499</u>
Property Assessment/Taxation					
General	3,832,540	2,953,205	4,251,259	4,358,383	4,317,927
Cash	1,064,513	1,830,090	329,334	353,657	339,617
	<u>4,897,053</u>	<u>4,783,295</u>	<u>4,580,593</u>	<u>4,712,040</u>	<u>4,657,544</u>
Public Accountancy, Nebraska State Board of					
Cash	<u>358,434</u>	<u>399,149</u>	<u>332,925</u>	<u>319,695</u>	<u>346,830</u>
Public Advocacy, Commission on					
General	573,894	608,157			
Cash	789,443	1,504,796	2,532,093	2,565,565	2,788,795
Federal	162,992	157,403	115,014		
	<u>1,526,329</u>	<u>2,270,356</u>	<u>2,647,107</u>	<u>2,565,565</u>	<u>2,788,795</u>
Public Service Commission					
General	2,112,115	2,002,925	2,065,709	1,996,221	2,196,558
Cash	49,484,500	60,643,523	71,007,438	74,330,381	85,564,645
Trust	19,031	54,583		1,178,922	1,751,598
	<u>51,615,646</u>	<u>62,701,031</u>	<u>73,073,147</u>	<u>77,505,524</u>	<u>89,512,801</u>
Racing Commission, State					
Cash	<u>808,173</u>	<u>793,266</u>	<u>814,012</u>	<u>806,521</u>	<u>801,336</u>
Railway Council, Nebraska					
General	<u>4,160</u>	<u>1,843</u>	<u>2,145</u>	<u>410</u>	<u>-</u>
Real Estate Appraiser Board					
Cash	<u>154,511</u>	<u>153,332</u>	<u>166,249</u>	<u>198,480</u>	<u>212,327</u>
Real Estate Commission, State					
Cash	<u>792,572</u>	<u>861,085</u>	<u>864,361</u>	<u>909,755</u>	<u>930,654</u>
Retirement Systems, Public Employees'					
General	14,871,930	15,388,514	15,926,774	17,048,011	17,796,465
Cash	3,472,876	4,883,942	6,231,167	6,647,430	6,527,104
Trust	155,026,139	179,876,533	198,723,011	233,466,144	289,261,082
	<u>173,370,945</u>	<u>200,148,989</u>	<u>220,880,952</u>	<u>257,161,585</u>	<u>313,584,651</u>

State of Nebraska
SCHEDULE OF EXPENDITURES
BY FUND TYPE - ALL FUNDS
For the years ended June 30, 2002 through 2006

AGENCY	2002	2003	2004	2005	2006
Revenue, Department of					
General	62,890,391	64,549,158	66,404,288	71,126,388	75,103,395
Cash	16,261,773	17,123,433	18,978,530	16,320,340	17,191,068
Federal	1,845	1,554	20		40
Revolving	3,330	5,130	3,225	1,060	
Trust	27,804,893	27,311,006	29,647,722	30,870,051	34,394,965
	<u>106,962,232</u>	<u>108,990,281</u>	<u>115,033,785</u>	<u>118,317,839</u>	<u>126,689,468</u>
Roads, Department of					
General	777,056	306,271	942,696	92,868	16,907
Cash	533,698,522	557,676,734	594,660,133	617,435,198	643,795,490
	<u>534,475,578</u>	<u>557,983,005</u>	<u>595,602,829</u>	<u>617,528,066</u>	<u>643,812,397</u>
Rural Development Commission					
General	323,682	45,121			
Cash	9,952	24,545			
Federal	99,342	172,446	17,148	48,625	19,926
	<u>432,976</u>	<u>242,112</u>	<u>17,148</u>	<u>48,625</u>	<u>19,926</u>
Secretary of State					
General	706,377	720,423	650,502	718,243	672,047
Cash	2,864,425	3,009,317	3,262,435	4,689,428	8,945,966
Federal				34,786	103,843
Revolving	755,385	868,760	859,996	780,930	779,872
	<u>4,326,187</u>	<u>4,598,500</u>	<u>4,772,933</u>	<u>6,223,387</u>	<u>10,501,728</u>
State Colleges					
General	35,729,275	36,136,390	34,107,523	36,332,076	38,527,178
Cash	13,277,188	14,262,263	16,008,164	18,630,089	20,663,662
Construction	4,699,460	1,428,591	2,497,197	2,475,365	2,653,069
Federal	16,752,500	17,451,931	15,164,611	19,238,918	14,336,131
Revolving	6,227,064	7,241,221	6,617,994	6,826,612	6,886,843
Trust	8,710,921	12,919,178	11,147,864	10,294,270	10,937,985
	<u>85,396,408</u>	<u>89,439,574</u>	<u>85,543,353</u>	<u>93,797,330</u>	<u>94,004,868</u>
State Patrol, Nebraska					
General	37,482,419	40,058,465	40,502,298	40,688,281	44,270,909
Cash	5,481,278	6,901,053	8,042,485	9,942,150	10,428,353
Construction	5,064				
Federal	4,952,214	5,526,720	5,592,102	7,684,591	7,569,131
	<u>47,920,975</u>	<u>52,486,238</u>	<u>54,136,885</u>	<u>58,315,022</u>	<u>62,268,393</u>
State Treasurer					
General	27,595,338	22,582,855	18,942,517	19,596,524	19,262,422
Cash (1)	6,813,930	8,205,051	5,079,162	6,379,988	151,886,020
Federal	2,050,921	2,602,874	1,802,575	1,870,525	2,138,616
Trust	22,547,014	13,640,750	14,283,162	14,529,356	18,116,834
	<u>59,007,203</u>	<u>47,031,530</u>	<u>40,107,416</u>	<u>42,376,393</u>	<u>191,403,892</u>
Status of Women, Nebraska Commission on the					
General	196,059	176,885	32,475	4,149	120,677
Cash	15,689	7,216	59,838	68,659	
	<u>211,748</u>	<u>184,101</u>	<u>92,313</u>	<u>72,808</u>	<u>120,677</u>

State of Nebraska
SCHEDULE OF EXPENDITURES
BY FUND TYPE - ALL FUNDS
For the years ended June 30, 2002 through 2006

AGENCY	2002	2003	2004	2005	2006
Supreme Court					
General	54,012,879	54,094,576	54,559,574	55,327,962	58,629,143
Cash	1,781,971	4,240,520	4,645,058	4,997,173	5,036,305
Federal	787,817	968,283	719,425	387,505	471,167
	<u>56,582,667</u>	<u>59,303,379</u>	<u>59,924,057</u>	<u>60,712,640</u>	<u>64,136,615</u>
Tax Equalization and Review Commission					
General	627,505	739,189	658,787	681,891	693,622
Cash	13,176	17,446	20,341	4,205	1,331
	<u>640,681</u>	<u>756,635</u>	<u>679,128</u>	<u>686,096</u>	<u>694,953</u>
Technical Community Colleges, Nebraska Coordinating Commission for					
General	65,423,988	65,765,721	62,376,556	62,887,646	65,312,215
Cash		78,000			
	<u>65,423,988</u>	<u>65,843,721</u>	<u>62,376,556</u>	<u>62,887,646</u>	<u>65,312,215</u>
University of Nebraska					
General	406,990,836	412,642,419	389,919,542	398,774,248	428,917,701
Cash	167,081,981	179,552,747	197,075,356	233,122,104	239,707,293
Construction	11,064,348	7,211,793	5,622,785	5,549,139	5,696,734
Federal	188,094,446	205,736,689	240,720,980	255,847,146	242,606,136
Revolving	295,983,691	299,600,391	323,676,727	353,512,543	367,517,022
Trust	279,462,839	256,602,049	318,079,643	331,332,581	345,640,108
	<u>1,348,678,141</u>	<u>1,361,346,088</u>	<u>1,475,095,033</u>	<u>1,578,137,761</u>	<u>1,630,084,994</u>
Veterans' Affairs, Department of					
General	591,799	585,214	662,951	703,771	721,095
Trust	1,353,929	1,214,381	956,756	835,804	881,758
	<u>1,945,728</u>	<u>1,799,595</u>	<u>1,619,707</u>	<u>1,539,575</u>	<u>1,602,853</u>
Wheat Development, Utilization and Marketing Board, Nebraska					
Cash	1,026,269	670,714	748,428	859,120	963,715
Workers' Compensation Court, Nebraska					
General					
Cash	3,482,201	3,638,053	3,610,431	3,788,349	3,819,061
Federal	27,855	30,250	31,852	31,807	31,242
Trust	1,144,416	1,415,415	1,625,290	1,432,301	1,404,798
	<u>4,654,472</u>	<u>5,083,718</u>	<u>5,267,573</u>	<u>5,252,457</u>	<u>5,255,101</u>
STATE TOTALS					
GENERAL	2,559,399,200	2,591,433,198	2,554,121,406	2,698,609,333	2,895,981,070
CASH (1)	1,145,036,697	1,192,847,373	1,254,611,638	1,332,223,819	1,537,366,720
CONSTRUCTION	39,369,293	29,838,848	23,200,867	23,124,676	23,449,113
FEDERAL	1,766,724,124	1,849,178,375	2,005,900,765	2,079,124,330	2,037,437,272
REVOLVING	459,749,038	463,265,941	482,118,793	517,960,294	532,086,764
TRUST	612,552,670	680,810,736	784,208,015	844,671,660	949,205,311
	<u>\$ 6,582,831,022</u>	<u>\$ 6,807,374,471</u>	<u>\$ 7,104,161,484</u>	<u>\$ 7,495,714,112</u>	<u>\$ 7,975,526,250</u>

(1) In fiscal year 2006 the State paid \$145,811,368 to settle the low level radioactive waste lawsuit. This amount is included as an expenditure in Cash Funds for the State Treasurer.

State of Nebraska

**SCHEDULE OF PERSONAL SERVICE
EXPENDITURES BY FUND TYPE - ALL FUNDS**

For the years ended June 30, 2002 through June 30, 2006

AGENCY	2002	2003	2004	2005	2006
Abstracters, Board of Examiners					
Cash	\$ 16,971	\$ 17,285	\$ 17,664	\$ 17,921	\$ 19,406
Accountability and Disclosure Commission, Nebraska					
General	329,555	345,785	322,637	324,577	321,467
Cash			31,203	54,696	70,764
	<u>329,555</u>	<u>345,785</u>	<u>353,840</u>	<u>379,273</u>	<u>392,231</u>
Administrative Services, Department of					
General	4,309,601	4,394,845	3,973,677	4,178,720	4,165,927
Cash	1,938,581	1,655,750	857,795	625,157	758,365
Federal				5,770	18,381
Revolving	32,567,224	34,422,931	29,695,432	30,262,274	31,810,723
	<u>38,815,406</u>	<u>40,473,526</u>	<u>34,526,904</u>	<u>35,071,921</u>	<u>36,753,396</u>
Aeronautics, Department of					
Cash	<u>1,345,576</u>	<u>1,352,899</u>	<u>1,287,348</u>	<u>1,362,646</u>	<u>1,453,508</u>
Agriculture, Department of					
General	4,161,082	4,211,072	3,863,038	3,971,704	4,009,003
Cash	2,614,337	2,741,535	2,953,452	2,930,045	3,064,544
Federal	658,563	631,191	736,129	817,444	1,028,461
Revolving	313,668	301,276	320,831	317,274	343,927
	<u>7,747,650</u>	<u>7,885,074</u>	<u>7,873,450</u>	<u>8,036,467</u>	<u>8,445,935</u>
Arts Council, Nebraska					
General	325,600	396,289	312,829	308,304	380,404
Federal	180,040	23,078	138,852	123,840	112,013
Trust	2,077				
	<u>507,717</u>	<u>419,367</u>	<u>451,681</u>	<u>432,144</u>	<u>492,417</u>
Attorney General					
General	2,999,878	3,137,349	3,727,748	3,915,441	4,037,318
Cash	190,611	202,774	403,324	409,954	423,724
Federal	267,006	199,557	109,063	613,666	570,780
Revolving	485,987	489,368	339,693	606,041	657,611
Trust				83,027	145,727
	<u>3,943,482</u>	<u>4,029,048</u>	<u>4,579,828</u>	<u>5,628,129</u>	<u>5,835,160</u>
Auditor of Public Accounts					
General	1,388,687	1,441,290	1,386,149	1,533,445	1,906,997
Cash	252,425	225,724	231,645	244,892	543,431
	<u>1,641,112</u>	<u>1,667,014</u>	<u>1,617,794</u>	<u>1,778,337</u>	<u>2,450,428</u>
Banking and Finance, Department of					
Cash	<u>3,377,999</u>	<u>3,372,401</u>	<u>3,505,629</u>	<u>3,695,062</u>	<u>3,906,530</u>
Barber Examiners, Board of					
Cash	<u>87,347</u>	<u>88,621</u>	<u>89,236</u>	<u>93,792</u>	<u>98,370</u>

State of Nebraska

**SCHEDULE OF PERSONAL SERVICE
EXPENDITURES BY FUND TYPE - ALL FUNDS**

For the years ended June 30, 2002 through June 30, 2006

AGENCY	2002	2003	2004	2005	2006
Blind and Visually Impaired, Commission for					
General	284,278	285,404	191,663	342,716	443,142
Cash	18,955	34,089	44,825	43,751	28,941
Federal	1,773,468	1,853,384	2,085,945	2,052,624	1,843,451
Trust	30,774	25,787	23,523	11,201	30,296
	<u>2,107,475</u>	<u>2,198,664</u>	<u>2,345,956</u>	<u>2,450,292</u>	<u>2,345,830</u>
Brand Committee, Nebraska					
Cash	<u>2,765,375</u>	<u>2,936,027</u>	<u>2,893,667</u>	<u>2,838,050</u>	<u>2,974,805</u>
Corn Development, Utilization and Marketing Board, Nebraska					
Cash	<u>278,078</u>	<u>276,832</u>	<u>310,349</u>	<u>339,597</u>	<u>363,467</u>
Correctional Services, Department of					
General	73,659,533	81,584,580	85,655,815	88,596,666	94,795,785
Cash			32,815	30,064	30,147
Construction	1,884				
Federal	652,484	3,484,553	3,946,324	3,844,816	540,968
Revolving	2,725,825	2,568,819	2,782,625	3,131,612	3,695,035
Trust	458,703	510,190	487,447	541,356	544,488
	<u>77,498,429</u>	<u>88,148,142</u>	<u>92,905,026</u>	<u>96,144,514</u>	<u>99,606,423</u>
Criminal Justice, Commission on Law Enforcement and					
General	780,603	762,246	1,102,389	983,030	999,080
Cash	563,945	656,690	421,057	627,769	746,062
Federal	366,034	387,833	452,915	441,732	441,424
	<u>1,710,582</u>	<u>1,806,769</u>	<u>1,976,361</u>	<u>2,052,531</u>	<u>2,186,566</u>
Deaf/Hard of Hearing, Commission for the					
General	468,637	506,219	482,080	506,483	539,841
Cash	14,991	6,080			
	<u>483,628</u>	<u>512,299</u>	<u>482,080</u>	<u>506,483</u>	<u>539,841</u>
Dry Bean Commission					
Cash	<u>-</u>	<u>-</u>	<u>-</u>	<u>28,499</u>	<u>31,552</u>
Economic Development, Department of					
General	2,264,912	2,408,064	2,369,471	2,522,623	2,628,055
Cash	778,110	771,971	904,543	878,514	962,757
Federal	868,019	684,831	768,609	842,752	786,398
	<u>3,911,041</u>	<u>3,864,866</u>	<u>4,042,623</u>	<u>4,243,889</u>	<u>4,377,210</u>
Education, State Department of					
General	6,744,361	6,813,322	8,266,646	6,626,948	7,347,001
Cash	507,206	471,049	687,275	566,150	526,693
Federal	16,162,840	17,438,805	16,349,985	19,199,849	20,122,291
Revolving	360,710	388,442	333,343	308,519	348,841
	<u>23,775,117</u>	<u>25,111,618</u>	<u>25,637,249</u>	<u>26,701,466</u>	<u>28,344,826</u>

State of Nebraska

SCHEDULE OF PERSONAL SERVICE

EXPENDITURES BY FUND TYPE - ALL FUNDS

For the years ended June 30, 2002 through June 30, 2006

AGENCY	2002	2003	2004	2005	2006
Educational Lands and Funds, Board of					
General	353,383	335,820	333,409	328,038	240,498
Cash	<u>1,398,515</u>	<u>1,452,537</u>	<u>1,471,341</u>	<u>1,513,639</u>	<u>1,541,112</u>
	<u>1,751,898</u>	<u>1,788,357</u>	<u>1,804,750</u>	<u>1,841,677</u>	<u>1,781,610</u>
Educational Telecommunications Commission, Nebraska					
General	3,621,328	3,760,562	3,689,456	3,631,919	3,734,926
Cash	77,064	80,085	1,410		
Trust	<u>301,138</u>	<u>358,912</u>	<u>379,875</u>	<u>416,519</u>	<u>389,859</u>
	<u>3,999,530</u>	<u>4,199,559</u>	<u>4,070,741</u>	<u>4,048,438</u>	<u>4,124,785</u>
Electrical Board, Nebraska					
Cash	<u>823,851</u>	<u>920,349</u>	<u>946,331</u>	<u>963,010</u>	<u>929,082</u>
Engineers and Architects, Board of Examiners for Professional					
Cash	<u>207,396</u>	<u>217,712</u>	<u>226,240</u>	<u>259,892</u>	<u>376,602</u>
Environmental Quality, Department of					
General	3,012,081	2,842,742	2,504,849	3,031,815	2,799,081
Cash	3,461,379	3,899,252	4,048,903	4,426,675	4,972,562
Federal	<u>4,295,663</u>	<u>4,281,578</u>	<u>4,979,135</u>	<u>4,441,142</u>	<u>4,889,076</u>
	<u>10,769,123</u>	<u>11,023,572</u>	<u>11,532,887</u>	<u>11,899,632</u>	<u>12,660,719</u>
Equal Opportunity Commission					
General	467,903	841,277	835,364	837,648	967,955
Federal	<u>1,150,003</u>	<u>699,263</u>	<u>705,139</u>	<u>728,831</u>	<u>620,661</u>
	<u>1,617,906</u>	<u>1,540,540</u>	<u>1,540,503</u>	<u>1,566,479</u>	<u>1,588,616</u>
Ethanol Board, Nebraska					
Cash	<u>250,151</u>	<u>270,027</u>	<u>270,695</u>	<u>272,728</u>	<u>286,133</u>
Fire Marshal, State					
General	568,713	438,845	1,141,693	2,479,009	2,770,583
Cash	2,212,782	2,407,367	1,661,047	523,856	360,585
Federal	<u>198,667</u>	<u>163,516</u>	<u>277,618</u>	<u>399,001</u>	<u>260,379</u>
	<u>2,980,162</u>	<u>3,009,728</u>	<u>3,080,358</u>	<u>3,401,866</u>	<u>3,391,547</u>
Foster Care Review Board, State					
General	1,137,168	1,106,376	1,051,303	1,055,202	1,165,583
Federal	<u>181,816</u>	<u>302,916</u>	<u>356,953</u>	<u>158,261</u>	<u>86,693</u>
	<u>1,318,984</u>	<u>1,409,292</u>	<u>1,408,256</u>	<u>1,213,463</u>	<u>1,252,276</u>
Game and Parks Commission					
General	6,479,923	7,045,209	6,441,168	6,209,071	6,952,289
Cash	19,916,447	21,356,659	22,407,722	23,121,882	22,812,740
Federal	<u>151,841</u>	<u>146,889</u>	<u>274,051</u>	<u>439,266</u>	<u>771,674</u>
	<u>26,548,211</u>	<u>28,548,757</u>	<u>29,122,941</u>	<u>29,770,219</u>	<u>30,536,703</u>

State of Nebraska

SCHEDULE OF PERSONAL SERVICE

EXPENDITURES BY FUND TYPE - ALL FUNDS

For the years ended June 30, 2002 through June 30, 2006

AGENCY	2002	2003	2004	2005	2006
Governor					
General	1,184,563	1,202,275	1,122,095	1,123,060	1,178,234
Cash	365,073	373,348	307,099	288,094	309,117
Federal	680,490	683,535	783,599	823,294	850,521
Trust	1				2,293
	<u>2,230,127</u>	<u>2,259,158</u>	<u>2,212,793</u>	<u>2,234,448</u>	<u>2,340,165</u>
Grain Sorghum Development, Utilization and Marketing Board					
Cash	<u>87,070</u>	<u>86,104</u>	<u>83,867</u>	<u>54,035</u>	<u>56,278</u>
Health and Human Services System - Finance and Support					
General	11,025,623	11,490,968	11,609,940	13,595,097	18,892,109
Cash	664,142	754,903	829,543	867,083	816,883
Federal	15,515,821	16,617,627	17,582,813	16,617,315	12,516,708
Trust	175,225	134,541	144,463	70,858	75,371
	<u>27,380,811</u>	<u>28,998,039</u>	<u>30,166,759</u>	<u>31,150,353</u>	<u>32,301,071</u>
Health and Human Services System - Health and Human Services					
General	104,223,571	110,879,704	118,131,349	119,154,406	121,805,148
Cash	12,323,180	12,760,282	15,091,148	18,300,954	15,615,017
Federal	71,094,844	71,484,752	76,252,902	78,493,219	81,898,499
	<u>187,641,595</u>	<u>195,124,738</u>	<u>209,475,399</u>	<u>215,948,579</u>	<u>219,318,664</u>
Health and Human Services System - Regulation and Licensure					
General	4,165,805	3,959,887	4,238,624	3,774,678	4,549,715
Cash	5,963,140	6,706,702	7,080,596	7,767,622	7,997,034
Federal	5,308,270	5,699,640	6,117,815	6,428,552	12,363,394
	<u>15,437,215</u>	<u>16,366,229</u>	<u>17,437,035</u>	<u>17,970,852</u>	<u>24,910,143</u>
Historical Society, Nebraska State					
General	3,128,949	3,129,105	2,970,698	2,924,650	3,044,844
Cash	335,597	380,077	463,446	450,031	492,791
Federal	363,921	371,620	281,260	352,214	382,987
	<u>3,828,467</u>	<u>3,880,802</u>	<u>3,715,404</u>	<u>3,726,895</u>	<u>3,920,622</u>
Indian Affairs, Commission on					
General	109,122	143,268	127,572	128,513	151,949
Cash					2,396
	<u>109,122</u>	<u>143,268</u>	<u>127,572</u>	<u>128,513</u>	<u>154,345</u>
Industrial Relations, Commission of					
General	<u>160,057</u>	<u>166,647</u>	<u>171,579</u>	<u>176,456</u>	<u>187,819</u>
Insurance, Department of					
Cash	4,368,382	4,609,838	4,918,140	5,260,302	5,806,734
Federal	72,201	77,698	102,706	132,722	118,593
	<u>4,440,583</u>	<u>4,687,536</u>	<u>5,020,846</u>	<u>5,393,024</u>	<u>5,925,327</u>

State of Nebraska

SCHEDULE OF PERSONAL SERVICE

EXPENDITURES BY FUND TYPE - ALL FUNDS

For the years ended June 30, 2002 through June 30, 2006

AGENCY	2002	2003	2004	2005	2006
Investment Council, Nebraska					
Cash	369,045	431,741	482,817	493,728	530,804
Labor, Department of					
General	287,428	302,595	349,699	362,012	301,919
Cash	1,096,722	1,092,327	751,905	717,242	764,958
Federal	17,627,622	19,319,461	19,783,339	20,245,938	20,603,453
Trust	47,614	63,772	47,424	49,307	56,722
	<u>19,059,386</u>	<u>20,778,155</u>	<u>20,932,367</u>	<u>21,374,499</u>	<u>21,727,052</u>
Legislative Council					
General	11,329,544	12,373,870	11,811,843	12,079,477	12,750,720
Cash	2			30,221	42,496
	<u>11,329,546</u>	<u>12,373,870</u>	<u>11,811,843</u>	<u>12,109,698</u>	<u>12,793,216</u>
Library Commission, Nebraska					
General	1,531,885	1,614,370	1,646,971	1,688,634	1,778,914
Cash	40,124	43,313	44,401	45,177	47,089
Federal	282,409	274,363	211,753	228,756	314,212
	<u>1,854,418</u>	<u>1,932,046</u>	<u>1,903,125</u>	<u>1,962,567</u>	<u>2,140,215</u>
Lieutenant Governor					
General	78,417	86,730	96,450	98,446	99,370
Liquor Control Commission, Nebraska					
General	569,589	572,388	591,730	570,446	604,092
Mexican-Americans, Commission on					
General	108,757	104,018	116,551	124,049	116,622
Military, Department of					
General	1,726,149	1,823,479	1,878,060	1,854,851	2,012,081
Cash	267,928	279,747	280,164	246,553	262,122
Federal	3,582,489	3,802,287	4,579,574	4,739,222	5,024,799
	<u>5,576,566</u>	<u>5,905,513</u>	<u>6,737,798</u>	<u>6,840,626</u>	<u>7,299,002</u>
Motor Vehicle Industry Licensing Board, Nebraska					
Cash	390,937	397,392	419,148	449,252	472,916
Motor Vehicles, Department of					
Cash	6,858,415	7,278,013	7,418,213	7,578,026	7,937,909
Federal	316,385	328,770	353,008	361,290	447,518
	<u>7,174,800</u>	<u>7,606,783</u>	<u>7,771,221</u>	<u>7,939,316</u>	<u>8,385,427</u>
Natural Resources, Department of					
General	4,338,571	4,624,328	4,867,858	4,914,541	5,215,311
Cash		29,706	60,456	336,115	109,771
Federal	120,692	61,860	94,301	180,168	316,781
	<u>4,459,263</u>	<u>4,715,894</u>	<u>5,022,615</u>	<u>5,430,824</u>	<u>5,641,863</u>

State of Nebraska

SCHEDULE OF PERSONAL SERVICE

EXPENDITURES BY FUND TYPE - ALL FUNDS

For the years ended June 30, 2002 through June 30, 2006

AGENCY	2002	2003	2004	2005	2006
Oil and Gas Conservation Commission, Nebraska					
Cash	310,500	322,388	333,044	343,091	359,670
Federal	68,167	77,675	78,373	72,400	75,287
	<u>378,667</u>	<u>400,063</u>	<u>411,417</u>	<u>415,491</u>	<u>434,957</u>
Pardons, Board of					
General	565,354	587,808	599,292	582,220	626,290
Postsecondary Education, Coordinating Commission for					
General	879,871	830,723	894,783	934,206	965,322
Cash	3,206				
Federal	13,117	12,964	13,022	13,716	23,641
Trust	1,357	1,953	892		
	<u>897,551</u>	<u>845,640</u>	<u>908,697</u>	<u>947,922</u>	<u>988,963</u>
Power Review Board, Nebraska					
Cash	147,847	167,523	172,149	178,209	173,767
Property Assessment/Taxation					
General	3,049,105	2,110,461	3,422,619	3,468,824	3,499,703
Cash	483,637	1,567,404	201,848	98,833	154,053
	<u>3,532,742</u>	<u>3,677,865</u>	<u>3,624,467</u>	<u>3,567,657</u>	<u>3,653,756</u>
Public Accountancy, Nebraska State Board of					
Cash	180,045	165,662	185,688	190,794	204,584
Public Advocacy, Commission on					
General	503,329	508,857			
Cash		16,638	578,945	698,656	742,098
Federal	131,206	138,590	109,247		
	<u>634,535</u>	<u>664,085</u>	<u>688,192</u>	<u>698,656</u>	<u>742,098</u>
Public Service Commission					
General	1,732,825	1,678,288	1,654,830	1,668,875	1,868,185
Cash	756,542	874,774	989,813	1,135,094	1,262,148
Trust				3,866	
	<u>2,489,367</u>	<u>2,553,062</u>	<u>2,644,643</u>	<u>2,807,835</u>	<u>3,130,333</u>
Racing Commission, State					
Cash	429,032	446,779	442,944	490,553	453,318
Railway Council, Nebraska					
General	388	-	129	-	-
Real Estate Appraiser Board					
Cash	97,711	99,545	103,340	117,710	100,237
Real Estate Commission, State					
Cash	494,657	512,799	529,042	542,362	558,584

State of Nebraska

**SCHEDULE OF PERSONAL SERVICE
EXPENDITURES BY FUND TYPE - ALL FUNDS**

For the years ended June 30, 2002 through June 30, 2006

AGENCY	2002	2003	2004	2005	2006
Retirement Systems, Public Employees'					
Cash	1,840,224	1,971,326	1,987,165	2,059,194	2,124,050
Revenue, Department of					
General	14,250,368	14,439,730	14,784,239	15,245,685	16,091,366
Cash	4,366,289	4,462,733	4,568,006	4,575,853	4,972,839
	<u>18,616,657</u>	<u>18,902,463</u>	<u>19,352,245</u>	<u>19,821,538</u>	<u>21,064,205</u>
Roads, Department of					
Cash	103,165,214	107,598,677	109,825,437	111,070,305	114,931,629
Rural Development Commission					
General	244,315	39,268			
Federal	20,702	133,887	22	3,810	590
	<u>265,017</u>	<u>173,155</u>	<u>22</u>	<u>3,810</u>	<u>590</u>
Secretary of State					
General	541,595	569,996	568,642	582,741	547,655
Cash	746,049	789,562	979,347	957,979	1,011,936
Revolving	388,756	408,082	388,947	377,611	380,313
	<u>1,676,400</u>	<u>1,767,640</u>	<u>1,936,936</u>	<u>1,918,331</u>	<u>1,939,904</u>
State Colleges					
General	33,240,554	33,982,869	33,118,201	34,122,094	36,793,321
Cash	4,301,650	4,627,484	4,719,609	5,213,832	5,996,798
Federal	1,997,022	2,274,739	2,206,571	2,379,788	2,236,412
Revolving	3,241,920	3,349,694	3,341,091	3,346,286	3,404,233
Trust	12,548	13,790	12,364	18,031	15,424
	<u>42,793,694</u>	<u>44,248,576</u>	<u>43,397,836</u>	<u>45,080,031</u>	<u>48,446,188</u>
State Patrol, Nebraska					
General	29,055,404	30,718,008	32,021,900	33,132,752	35,016,961
Cash	3,581,109	4,154,150	4,874,425	5,301,504	5,849,668
Federal	3,052,048	3,197,558	3,109,383	3,261,090	3,517,809
	<u>35,688,561</u>	<u>38,069,716</u>	<u>40,005,708</u>	<u>41,695,346</u>	<u>44,384,438</u>
State Treasurer					
General	725,404	743,315	504,949	696,854	769,467
Cash	191,160	196,998	447,539	663,898	801,789
Federal	827,044	836,327	835,289	940,814	1,050,809
	<u>1,743,608</u>	<u>1,776,640</u>	<u>1,787,777</u>	<u>2,301,566</u>	<u>2,622,065</u>
Status of Women, Nebraska Commission on the					
General	146,452	125,398	21,931	4,149	65,313
Cash			48,239	49,359	
	<u>146,452</u>	<u>125,398</u>	<u>70,170</u>	<u>53,508</u>	<u>65,313</u>

State of Nebraska

SCHEDULE OF PERSONAL SERVICE

EXPENDITURES BY FUND TYPE - ALL FUNDS

For the years ended June 30, 2002 through June 30, 2006

AGENCY	2002	2003	2004	2005	2006
Supreme Court					
General	49,111,951	50,857,875	51,783,151	52,682,450	55,716,049
Cash	986,750	1,581,754	1,523,620	1,628,174	1,381,651
Federal	357,281	406,437	184,465	131,029	122,889
	<u>50,455,982</u>	<u>52,846,066</u>	<u>53,491,236</u>	<u>54,441,653</u>	<u>57,220,589</u>
Tax Equalization and Review Commission					
General	452,743	542,768	575,721	599,641	613,401
Cash			67		
	<u>452,743</u>	<u>542,768</u>	<u>575,788</u>	<u>599,641</u>	<u>613,401</u>
University of Nebraska					
General	350,597,118	351,841,795	350,761,758	363,204,490	385,331,055
Cash	82,403,166	97,778,662	91,199,028	98,811,537	101,944,267
Federal	53,091,517	61,866,778	66,863,717	70,534,533	74,129,550
Revolving	105,962,593	116,258,067	121,066,275	127,290,209	139,681,548
Trust	93,049,876	95,431,900	96,970,396	101,779,855	107,883,118
	<u>685,104,270</u>	<u>723,177,202</u>	<u>726,861,174</u>	<u>761,620,624</u>	<u>808,969,538</u>
Veterans' Affairs, Department of					
General	505,725	499,470	553,992	595,142	611,009
Wheat Development, Utilization, and Marketing Board, Nebraska					
Cash	195,038	167,489	170,760	114,716	119,252
Workers' Compensation Court, Nebraska					
Cash	2,645,070	2,811,033	2,804,281	2,882,161	3,054,836
Federal	19,535	24,786	29,259	30,019	29,894
	<u>2,664,605</u>	<u>2,835,819</u>	<u>2,833,540</u>	<u>2,912,180</u>	<u>3,084,730</u>
STATE TOTALS					
GENERAL	742,927,757	765,207,557	778,648,540	801,472,798	851,408,879
CASH	283,552,745	310,950,588	310,620,795	325,876,490	334,743,371
CONSTRUCTION	1,884	-	-	-	-
FEDERAL	201,449,227	217,988,748	230,753,136	240,078,883	248,116,996
REVOLVING	146,046,683	158,186,679	158,268,237	165,639,826	180,322,231
TRUST	94,079,313	96,540,845	98,066,384	102,974,020	109,143,298
	<u>\$ 1,468,057,609</u>	<u>\$ 1,548,874,417</u>	<u>\$ 1,576,357,092</u>	<u>\$ 1,636,042,017</u>	<u>\$ 1,723,734,775</u>

State of Nebraska
**SCHEDULE OF PERSONAL SERVICE
LIMITATION BY PROGRAM**
For the year ended June 30, 2006

AGENCY/PROGRAM	LIMITATION	ACTUAL	CERTIFIED PSL CARRYOVER	UNDER LIMITATION
Abstracters, Board of Examiners				
058 Enforce Standards - Abstracters	\$ 17,500	\$ 16,950	\$ -	\$ 550
Accountability & Disclosure Commission, Nebraska				
094 Administration	309,944	296,647	-	13,297
Administrative Services, Department of				
049 Departmental Administration	1,063,363	836,692	36,495	190,176
101 Chief Information Officer	307,686	285,201	9,466	13,019
170 Intergovernmental Communication	146,251	141,269	4,982	0
171 Supporting Services - Materiel	2,456,467	2,144,729	103,080	208,658
172 Information Management	13,637,163	12,123,995	547,758	965,410
173 Communications	1,722,905	1,574,099	76,062	72,744
180 Transportation Service Bureau	402,899	356,733	15,781	30,385
509 Budget Administration	752,014	594,217	23,787	134,010
535 Risk Management	147,109	139,869	6,479	761
560 Building and Grounds	3,318,502	2,528,737	110,071	679,694
567 Fiscal Administration	1,475,918	1,370,661	62,819	42,438
573 Operations - LB309	295,635	231,363	9,747	54,525
605 Personnel Division	6,224,373	5,215,448	342,351	666,574
606 Benefits Administration	217,025	173,255	6,733	37,037
608 Employee Relations	236,629	203,803	1,315	31,511
685 Capitol Commission	1,087,800	930,854	43,995	112,951
	33,491,739	28,850,925	1,400,921	3,239,893
Aeronautics, Department of				
026 Development and Enforcement	1,034,814	994,568		40,246
596 State Owned Aircraft	155,071	111,436		43,635
	1,189,885	1,106,004	-	83,881
Agriculture, Department of				
027 Departmental Administration	1,190,192	1,081,478		108,714
056 Weights and Measures	803,477	769,830		33,647
057 Enforce Standards - Dairy Food	976,639	972,837		3,802
061 Agricultural Laboratories	915,702	866,182		49,520
063 Enforce Standards - Animal Ind.	1,352,225	1,189,676		162,549
333 Conservation - Plant Industry	1,439,957	1,387,388	1,043	51,526
382 Research - Potato Development	30,478	15,849		14,629
387 Research - Poultry Development	82,687	72,426		10,261
564 Agricultural Development	60,417	49,600	600	10,217
	6,851,774	6,405,266	1,643	444,865
Arts Council, Nebraska				
326 Promotion/Development of Arts	414,626	384,198	23,445	6,983
Attorney General				
011 Salary - Attorney General	75,000	75,000		0
270 Administration	149,860	19,152		130,708
271 Civil Bureau	1,142,947	1,073,492		69,455
272 Criminal Bureau	1,629,092	1,570,751		58,341
273 Legal Services Bureau	499,440	497,369		2,071
274 Public Protection Bureau	1,178,540	1,151,997		26,543
508 School Finance Litigation	88,365	88,045		320
575 Byrne Grants	290,606	75,630		214,976
	5,053,850	4,551,436	-	502,414

State of Nebraska
SCHEDULE OF PERSONAL SERVICE
LIMITATION BY PROGRAM
For the year ended June 30, 2006

AGENCY/PROGRAM	LIMITATION	ACTUAL	CERTIFIED PSL CARRYOVER	UNDER LIMITATION
Auditor of Public Accounts				
010 Salary - Auditor	60,000	60,000		0
506 State Ag & County Post Audits	1,457,259	1,449,304		7,955
525 Cooperative Audits	1,050,915	438,063		612,852
	<u>2,568,174</u>	<u>1,947,367</u>	<u>-</u>	<u>620,807</u>
Banking and Finance, Department of				
065 Enforce Stndrds - Financial Instit	2,467,554	2,355,588		111,966
066 Enforce Standards - Securities	704,263	674,424		29,839
	<u>3,171,817</u>	<u>3,030,012</u>	<u>-</u>	<u>141,805</u>
Barber Examiners, Board of				
080 Enforce Standards - Barbering	95,874	75,596	4,287	15,991
Blind and Visually Impaired, Commission for the				
357 Operations	2,036,213	1,740,938	98,606	196,669
Brand Committee, Nebraska				
075 Enforce Stndrds - Brand Inspect	2,350,759	2,178,572	11,658	160,529
Corn Development, Utilization and Marketing Board, Nebraska				
384 Corn Development Board	300,408	282,873	1,005	16,530
Correctional Services, Department of				
200 Operations	611,534			611,534
260 Secure Youth Facility	2,670,779	2,486,396	129,702	54,681
300 Tecumseh Correctional Ctr	13,861,026	12,344,106	646,355	870,565
368 CCC - Lincoln	1,781,319	1,573,342	85,248	122,729
369 CCC - Omaha	1,012,514	939,109	51,387	22,018
370 Central Office	15,146,509	13,708,317	815,083	623,109
372 State Penitentiary	15,493,758	14,502,112	772,477	219,169
373 Center for Women - York	4,339,385	4,071,570	222,379	45,436
375 Diagnostic and Evaluation Center	4,806,478	4,461,292	233,827	111,359
376 Lincoln Correctional Center	8,318,041	7,771,767	405,844	140,430
377 Omaha Correctional Center	6,283,863	5,892,256	315,331	76,276
386 McCook Work Camp	2,280,325	2,124,714	115,898	39,713
389 Adult Parole	1,200,367	1,116,068	63,001	21,298
390 Federal Surplus Property	135,871	110,413	6,412	19,046
563 Correctional Industries	2,921,901	2,673,248	150,850	97,803
575 Byrne Grants	143,419	93,676		49,743
	<u>81,007,089</u>	<u>73,868,386</u>	<u>4,013,794</u>	<u>3,124,909</u>
Criminal Justice, Commission on Law Enforcement and				
150 Juvenile Services Act	54,638	50,278	2,988	1,372
198 Central Administration	545,553	506,344	29,978	9,231
199 Grand Island Training Center	793,847	699,076	37,679	57,092
201 Victim/Witness Assistance	41,708	38,939	2,369	400
203 Jail Standards Board	158,608	126,437	7,346	24,825
215 Criminal Justice Info System	96,928	74,543	4,507	17,878
220 Comm Corrections Council	212,084	155,296	11,555	45,233
575 Byrne Grants	356,228	17,954	1,025	337,249
	<u>2,259,594</u>	<u>1,668,867</u>	<u>97,447</u>	<u>493,280</u>

State of Nebraska
SCHEDULE OF PERSONAL SERVICE
LIMITATION BY PROGRAM
For the year ended June 30, 2006

AGENCY/PROGRAM	LIMITATION	ACTUAL	CERTIFIED PSL CARRYOVER	UNDER LIMITATION
Deaf/Hard of Hearing, Commission for the				
578 Hearing Impaired	448,136	428,289	1,355	18,492
Dry Bean Commission				
137 Dry Bean Commission	25,262	25,262	-	0
Economic Development, Department of				
134 Rural Development Commission	105,517	59,787		45,730
600 Administration	881,316	787,471		93,845
601 Community Affairs	763,470	673,475		89,995
603 Industry Recruitment	1,387,424	1,222,489		164,935
618 Tourism Promotion	706,000	669,789	28,189	8,022
	3,843,727	3,413,011	28,189	402,527
Education, State Department of				
025 Commissioners Office	10,102,496	9,731,877	3,058	367,561
161 Education Innovation	13,031	13,030		1
351 Vocational Rehabilitation	9,162,452	8,722,229	44	440,179
352 Disability Determinations	3,267,493	3,169,708	18,362	79,423
401 School for the Deaf	73,539	4,658		68,881
402 School for Visually Handicapped	16,157	3,896		12,261
403 Assessment/Report Card	11,565	9,446		2,119
440 Finance/Organization Services	5,000			5,000
441 Curriculum/Instruction	60,000	18,880		41,120
442 Staff Dev / Instruction	5,000			5,000
443 Educational Technology	5,000			5,000
444 Early Childhood Care & Education	25,000	6,432		18,568
445 Planning / Eval / Data Systems	15,000	7,208		7,792
446 Adult Program Services	5,000			5,000
447 Accreditation	5,000	75		4,925
448 Special Population Programs	40,000	38,084		1,916
449 Communications/Info Svcs	40,000	30,267		9,733
451 Administrative Services	5,000			5,000
614 Professional Practices Comm	57,583	54,899		2,684
	22,914,316	21,810,689	21,464	1,082,163
Educational Lands and Funds, Board of				
529 Land Surveys	288,556	194,287		94,269
582 School Land Trust	8,360,000	1,165,499		7,194,501
	8,648,556	1,359,786	-	7,288,770
Educational Telecommunications Commission, Nebraska				
533 Educational Television	2,776,769	2,701,138	75,631	0
566 Public Radio	178,311	171,766		6,545
	2,955,080	2,872,904	75,631	6,545
Electrical Board, Nebraska				
197 Public Protection	827,212	666,014	37,257	123,941
Engineers and Architects, Board of Examiners for Professional				
082 Enforce Stnds / Engrs & Archtcs	336,554	310,713	11,884	13,957

State of Nebraska

**SCHEDULE OF PERSONAL SERVICE
LIMITATION BY PROGRAM**

For the year ended June 30, 2006

AGENCY/PROGRAM	LIMITATION	ACTUAL	CERTIFIED PSL CARRYOVER	UNDER LIMITATION
Environmental Quality, Department of				
513 Environmental Control	1,667,768	1,387,733		280,035
586 Water Quality	4,741,419	4,657,122		84,297
587 Litter Tax	2,075,785	1,956,114		119,671
588 Air Quality	1,712,471	1,678,842		33,629
	<u>10,197,443</u>	<u>9,679,811</u>	<u>-</u>	<u>517,632</u>
Equal Opportunity Commission				
059 Enforce Stnds - Equal Employmnt	1,653,805	1,182,187	10,742	460,876
Ethanol Board, Nebraska				
516 Nebraska Ethanol Board	251,052	227,490	2,573	20,989
Fire Marshal, State				
225 General Operations	2,012,174	1,815,967	109,023	87,184
226 Pipeline Safety	141,897	129,450	7,659	4,788
227 Underground Storage Tanks	260,957	207,390	9,624	43,943
340 Training Division	449,425	412,814	27,866	8,745
415 Emergency Responders Act	2,297	2,217	80	0
	<u>2,866,750</u>	<u>2,567,838</u>	<u>154,252</u>	<u>144,660</u>
Foster Care Review Board, State				
116 Foster Care Review Board	1,199,598	947,707	-	251,891
Game and Parks Commission				
162 Environmental Trust	220,614	212,071	1,018	7,525
330 Habitat Development	853,848	636,084	36,271	181,493
336 Wildlife Conservation	10,749,172	9,628,276	76,208	1,044,688
337 Administration	2,381,539	2,238,009	735	142,795
549 Parks - Admin & Operation	9,772,617	7,865,983	587,165	1,319,469
550 Special Federal Aid Programs	136,875	103,815	3,521	29,539
617 Engineering & Area Maintenance	2,867,426	2,633,136	102,740	131,550
	<u>26,982,091</u>	<u>23,317,374</u>	<u>807,658</u>	<u>2,857,059</u>
Governor				
002 Salary - Governor	85,000	85,000		0
018 Policy Research Office	381,691	310,259		71,432
021 Office of the Governor	601,165	520,416	24,347	56,402
106 Energy Office Administration	975,239	892,583	49,462	33,194
107 School Weatherization	18,535	17,216	1,318	1
	<u>2,061,630</u>	<u>1,825,474</u>	<u>75,127</u>	<u>161,029</u>
Grain Sorghum Development, Utilization and Marketing Board				
406 Grain Sorghum Development	82,124	40,930	-	41,194
Health and Human Services System - Finance and Support				
341 Administration	28,566,818	24,491,367	359,837	3,715,614
622 Cancer Research Aid	120,844	16,823		104,021
	<u>28,687,662</u>	<u>24,508,190</u>	<u>359,837</u>	<u>3,819,635</u>

State of Nebraska
SCHEDULE OF PERSONAL SERVICE
LIMITATION BY PROGRAM
For the year ended June 30, 2006

AGENCY/PROGRAM	LIMITATION	ACTUAL	CERTIFIED PSL CARRYOVER	UNDER LIMITATION
Health and Human Services System -				
Health and Human Services				
033 Department Central Office	73,400,034	71,340,225	390,437	1,669,372
035 Respite Care	103,051	92,968		10,083
315 Office of Juvenile Services	255,221	200,599	6,297	48,325
361 Regional Center - Hastings	8,943,257	7,891,109	185,061	867,087
362 Regional Center - Norfolk	11,031,305	9,644,378	132,158	1,254,769
363 Regional Center - Lincoln	19,114,560	16,899,246	384,394	1,830,920
364 Juvenile Parole	388,206	379,136		9,070
371 YRTC - Geneva	3,494,422	3,232,713	170,072	91,637
374 YRTC - Kearney	5,434,558	4,984,107	282,748	167,703
379 OBRA - CBRS Aid	79,255	58,295	2,246	18,714
421 Beatrice State Develop. Center	27,944,128	25,921,236	1,366,970	655,922
510 Vets Home System Admin	113,135	94,470	4,737	13,928
519 Grand Island Veterans Home	11,578,120	10,496,736	531,351	550,033
520 Norfolk Veterans Home	6,082,236	5,521,006	295,305	265,925
521 Scottsbluff Veterans Home	3,134,768	2,842,847	148,700	143,221
522 Douglas County Veterans Home	4,354,360	3,952,664	195,729	205,967
	<u>175,450,616</u>	<u>163,551,735</u>	<u>4,096,205</u>	<u>7,802,676</u>
Health and Human Services System -				
Regulation and Licensure				
030 Tobacco Prev & Control	86,064			86,064
177 Administration/Operations	14,085,054	12,921,806	6,840	1,156,408
178 Professional Licensure	1,757,513	1,698,613	4,882	54,018
179 Public Health Administration	4,933,239	4,662,342	1,819	269,078
	<u>20,861,870</u>	<u>19,282,761</u>	<u>13,541</u>	<u>1,565,568</u>
Historical Society, Nebraska State				
043 Departmental Administration	1,187,596	1,039,360	57,268	90,968
258 Library/Archives	473,795	424,240	26,694	22,861
541 Museum Operation	260,794	226,431	12,416	21,947
542 Branch Museums	300,636	268,383	17,653	14,600
543 Archeology	615,512	464,702	27,971	122,839
552 Historical Preservation	337,116	292,383	14,839	29,894
647 Skeletal Remains Prot Act	15,566	6,395	669	8,502
653 Ford Conservation Center	327,190	247,794	13,080	66,316
	<u>3,518,205</u>	<u>2,969,688</u>	<u>170,590</u>	<u>377,927</u>
Indian Affairs, Commission of				
584 Indian Affairs	118,944	111,773	3,640	3,531
Industrial Relations, Commission of				
531 Commission of Industrial Relations	179,767	143,342	8,102	28,323
Insurance, Department of				
068 Medical Professional Liability	60,839	33,783	5,202	21,854
069 Enforce Standards - Insurance	5,311,521	4,534,459	249,196	527,866
	<u>5,372,360</u>	<u>4,568,242</u>	<u>254,398</u>	<u>549,720</u>
Investment Council, Nebraska				
610 Investment Administration	424,875	414,306	-	10,569

State of Nebraska
SCHEDULE OF PERSONAL SERVICE
LIMITATION BY PROGRAM
For the year ended June 30, 2006

AGENCY/PROGRAM	LIMITATION	ACTUAL	CERTIFIED PSL CARRYOVER	UNDER LIMITATION
Labor, Department of				
031 Division of Employment	18,466,139	15,830,192	894,803	1,741,144
194 Protection of People & Property	1,400,989	1,171,094	66,975	162,920
	<u>19,867,128</u>	<u>17,001,286</u>	<u>961,778</u>	<u>1,904,064</u>
Legislative Council				
001 Salaries - Legislative	588,000	588,000		0
122 Legislative Services	5,585,071	4,880,458	216,594	488,019
123 Clerk of Legislature	2,353,134	1,586,685	53,655	712,794
126 Legislative Research Service	906,372	765,548	32,550	108,274
127 Reviser of Statutes	912,818	800,315	16,297	96,206
504 Office of Public Counsel	616,544	536,095	30,964	49,485
638 Fiscal and Program	1,022,093	943,267	27,457	51,369
	<u>11,984,032</u>	<u>10,100,368</u>	<u>377,517</u>	<u>1,506,147</u>
Library Commission, Nebraska				
252 Library Operations	1,661,022	1,592,490		68,532
302 Library Development	46,119	38,426		7,693
	<u>1,707,141</u>	<u>1,630,916</u>	<u>-</u>	<u>76,225</u>
Lieutenant Governor				
008 Salary - Lieutenant Governor	60,000	60,000		0
124 Office - Lieutenant Governor	21,688	17,501	784	3,403
	<u>81,688</u>	<u>77,501</u>	<u>784</u>	<u>3,403</u>
Liquor Control Commission, Nebraska				
073 Licensing and Regulation	464,807	459,429	-	5,378
Mexican-Americans Commission on				
537 Mexican-American Commission	111,495	86,935	3,958	20,602
Military, Department of				
192 Governor's Emergency Program	500,000	3,813		496,187
544 National and State Guard	4,373,722	4,293,739	79,983	0
545 Civil Defense	1,447,383	1,278,288		169,095
	<u>6,321,105</u>	<u>5,575,840</u>	<u>79,983</u>	<u>665,282</u>
Motor Vehicle Industry Licensing Board, Nebraska				
076 Enforce Stndrds - Automotive Ind	371,194	367,230	-	3,964
Motor Vehicles, Department of				
070 Enforce Stndrds - Motor Vehicles	6,124,885	5,900,384		224,501
644 Highway Safety	361,983	359,469		2,514
	<u>6,486,868</u>	<u>6,259,853</u>	<u>-</u>	<u>227,015</u>
Natural Resources, Department of				
310 Water Resources Development	142,756	142,756		
331 Nebraska Water Rights	313,086	308,151		4,935
334 Soil and Water Conservation	4,400,000	3,870,834		529,166
	<u>4,855,842</u>	<u>4,321,741</u>	<u>-</u>	<u>534,101</u>

State of Nebraska
SCHEDULE OF PERSONAL SERVICE
LIMITATION BY PROGRAM
For the year ended June 30, 2006

AGENCY/PROGRAM	LIMITATION	ACTUAL	CERTIFIED PSL CARRYOVER	UNDER LIMITATION
Oil and Gas Conservation Commission, Nebraska				
335 Conservation Tax	355,631	336,643	-	18,988
Pardons, Board of				
320 Parole Board Salaries	328,601	317,963		10,638
358 Board of Parole	192,117	178,535	10,360	3,222
	520,718	496,498	10,360	13,860
Postsecondary Education, Coordinating Commission for				
297 Math/Science	22,593	18,978		3,615
640 Postsecondary Education	785,034	760,998		24,036
	807,627	779,976	-	27,651
Power Review Board, Nebraska				
072 Power Review Board	155,039	128,556	1,140	25,343
Property Assessment/Taxation				
112 Property Tax	3,311,718	2,773,007	160,170	378,541
Public Accountancy, Nebraska State Board of				
084 Enforce Stndrds - Public Acctnts	162,573	144,409	-	18,164
Public Advocacy, Commission on				
425 Operations	600,831	586,139	3,977	10,715
Public Service Commission				
014 Salaries - Public Serv Comm	250,000	250,000		0
019 Modular Housing Units	375,511	324,501		51,010
054 Enforce Stndrds - Public Utilities	1,220,417	1,177,671		42,746
060 Grain Warehouse Survey	5,874			5,874
064 Telephone Relay System	43,601	43,349		252
071 Ne Internet Enchmt Fund	6,196	6,026		170
583 Enchd Wireless 911 Fund	150,581	132,795		17,786
686 Universal Service Fund	309,769	303,955		5,814
790 Natural Gas Regulation	232,540	142,907		89,633
	2,594,489	2,381,204	-	213,285
Racing Commission, State				
074 TB Racing Assistance Fund	469,449	368,736	22,213	78,500
Real Estate Appraiser Board				
079 Appraiser Licensing	110,157	82,837	4,444	22,876
Real Estate Commission, State				
077 Enforce Standards - Real Estate	438,105	419,642	-	18,463

State of Nebraska
SCHEDULE OF PERSONAL SERVICE
LIMITATION BY PROGRAM
For the year ended June 30, 2006

AGENCY/PROGRAM	LIMITATION	ACTUAL	CERTIFIED PSL CARRYOVER	UNDER LIMITATION
Retirement Systems, Public Employees				
041 Adm - Retirement - Def Comp	1,808,633	1,596,426	794	211,413
042 Board Member Expenses	7,000	6,054		946
	<u>1,815,633</u>	<u>1,602,480</u>	<u>794</u>	<u>212,359</u>
Revenue, Department of				
013 Salary - Tax Commissioner	100,008	94,957	5,051	0
102 Revenue Administration	13,988,370	12,416,258	735,299	836,813
111 Motor Fuel Tax	1,446,633	1,331,295	70,810	44,528
160 Lottery Administration	1,243,197	1,029,824	52,589	160,784
165 Charitable Gaming	1,499,103	1,216,909	70,983	211,211
	<u>18,277,311</u>	<u>16,089,243</u>	<u>934,732</u>	<u>1,253,336</u>
Roads, Department of				
113 Branch Rail Revitalization	480			480
568 Highway Administration	9,378,682	8,272,026	423,187	683,469
569 Construction	41,646,778	36,699,642	2,150,975	2,796,161
572 Service and Support	11,355,264	10,064,252	573,098	717,914
574 Highway Maintenance	32,473,438	30,060,801	1,812,619	600,018
	<u>94,854,642</u>	<u>85,096,721</u>	<u>4,959,879</u>	<u>4,798,042</u>
Secretary of State				
009 Salary - Secretary of State	65,000	65,000		0
022 Departmental Administration	217,191	158,525	2,442	56,224
045 Election Administration	313,021	258,343		54,678
051 Enforce Standards / Corporation	278,009	219,955	3,418	54,636
053 Enforce Standards / Collection Ag	47,640	31,480	488	15,672
086 Enforce Standards / Recdms Mngt	441,772	410,288		31,484
089 Uniform Commercial Code	410,365	338,164	3,418	68,783
	<u>1,772,998</u>	<u>1,481,755</u>	<u>9,766</u>	<u>281,477</u>
State Patrol, Nebraska				
189 Command and Support	6,257,122	5,774,574		482,548
190 Criminal Investigations	8,478,636	8,359,562		119,074
195 Road Operations	14,264,755	13,702,397		562,358
205 Carrier Enforcement	4,918,750	4,814,087		104,663
575 Byrne Grants	1,854,286	666,681		1,187,605
630 State Capitol Security	653,987	553,826		100,161
	<u>36,427,536</u>	<u>33,871,127</u>	<u>-</u>	<u>2,556,409</u>
State Treasurer				
012 Salary - State Treasurer	60,000	60,000		0
024 State Disbursement Unit	1,362,061	1,318,632	1,530	41,899
503 Treasury Management	358,199	313,413	1,812	42,974
505 Educational Saving Plan	52,330	37,165		15,165
512 Unclaimed Property	289,175	273,573		15,602
	<u>2,121,765</u>	<u>2,002,783</u>	<u>3,342</u>	<u>115,640</u>
Status of Women, Nebraska Commission on the				
577 Status of Women	103,460	47,768	2,333	53,359

State of Nebraska
SCHEDULE OF PERSONAL SERVICE
LIMITATION BY PROGRAM
For the year ended June 30, 2006

AGENCY/PROGRAM	LIMITATION	ACTUAL	CERTIFIED PSL CARRYOVER	UNDER LIMITATION
Supreme Court				
003 Salaries - Supreme Court Judges	859,981	859,978		3
004 Salaries - Appellate Court Judges	700,270	700,268		2
005 Salaries - Retired Judges	142,009	98,364	24,525	19,120
006 Salaries - Dist & Juv Judges	7,386,614	7,268,604		118,010
007 Salaries - County Judges	6,523,563	6,363,499		160,064
034 Court Administrator	2,658,597	2,602,612		55,985
040 State Law Library	63,681	63,019		662
235 Prob Contractual Serv	494,679	413,592		81,087
396 County Court System	10,647,832	10,326,295	51,046	270,491
397 Statewide Probation	11,095,159	10,491,351	40,310	563,498
398 Intensive Probation	1,932,090	1,852,762	6,545	72,783
399 District Court Reporters	2,966,767	2,966,443		324
405 Court Of Appeals	680,466	680,147		319
435 Community Corrections	521,404	263,247	2,631	255,526
570 Computer Automation	478,154	400,049		78,105
	<u>47,151,266</u>	<u>45,350,230</u>	<u>125,057</u>	<u>1,675,979</u>
Tax Equalization and Review Commission				
115 Operations	<u>537,807</u>	<u>486,440</u>	<u>28,835</u>	<u>22,532</u>
Veterans' Affairs, Department of				
036 Departmental Administration	<u>483,457</u>	<u>468,579</u>	<u>-</u>	<u>14,878</u>
Wheat Development, Utilization, and Marketing Board, Nebraska				
381 Nebraska Wheat Board	<u>137,115</u>	<u>93,821</u>	<u>-</u>	<u>43,294</u>
Workers' Compensation Court, Nebraska				
526 Judges' Salaries	795,481	795,480		1
530 Workman's Compensation Admin	1,769,332	1,634,185	369	134,778
635 Acting Judges' Salaries	<u>51,339</u>	<u>-</u>	<u>-</u>	<u>51,339</u>
	<u>2,616,152</u>	<u>2,429,665</u>	<u>369</u>	<u>186,118</u>
TOTAL STATE	<u>\$ 729,103,660</u>	<u>\$ 656,028,911</u>	<u>\$ 19,476,682</u>	<u>\$ 53,598,067</u>
NEBRASKA STATE COLLEGES		\$ 37,658,522		
UNIVERSITY OF NEBRASKA		\$ 568,913,155		
TRUST FUNDS		<u>\$ 89,939,219</u>		
TOTAL PSL FUNDS		<u>\$ 1,352,539,807</u>		

State of Nebraska

ANALYSIS OF PERSONAL SERVICES

For the years ended June 30, 2002 through June 30, 2006

	2002	2003	2004	2005	2006
TOTAL GROSS PAY TO EMPLOYEES	\$ 1,191,233,754	\$ 1,239,010,063	\$ 1,259,377,280	\$ 1,296,469,442	\$ 1,352,539,807
STATE CONTRIBUTIONS:					
Health Insurance	125,483,718	137,308,631	142,252,921	157,692,232	179,522,937
Social Security	77,686,650	80,228,384	81,073,422	82,917,328	86,501,470
Retirement	68,890,630	74,401,285	75,880,971	78,096,245	84,790,567
Workers' Compensation Wage Loss (1)		12,154,102	12,242,870	15,276,783	14,606,903
Life Insurance	971,470	888,167	709,973	606,432	689,233
Unemployment Insurance	1,506,567	2,341,058	2,410,001	2,326,729	1,965,938
Tuition Assistance	1,996,863	2,255,570	2,125,730	2,362,734	2,820,133
Other State Contributions	287,957	287,157	283,924	294,092	297,787
TOTAL STATE CONTRIBUTIONS	276,823,855	309,864,354	316,979,812	339,572,575	371,194,968
TOTAL PERSONAL SERVICES	<u>\$ 1,468,057,609</u>	<u>\$ 1,548,874,417</u>	<u>\$ 1,576,357,092</u>	<u>\$ 1,636,042,017</u>	<u>\$ 1,723,734,775</u>

- (1) Beginning in fiscal year 2000, the workers' compensation program has utilized a third party administrator.
 In fiscal year 2002, workers' compensation payments to the administrator were recorded as operating expenses.
 In fiscal years 2003 through 2006 workers' compensation payments were recorded as personal services.

State of Nebraska
SCHEDULE OF FUND EQUITY BY FUND TYPE
 As of June 30, 2002 through June 30, 2006

AGENCY	2002	2003	2004	2005	2006
Abstracters, Board of Examiners					
Cash	\$ 56,891	\$ 64,598	\$ 65,936	\$ 68,062	\$ 104,176
Accountability and Disclosure Commission, Nebraska					
Cash	593,109	723,200	801,271	883,799	893,092
Administrative Services, Department of					
Cash	32,952,898	34,730,479	39,366,780	41,025,486	50,675,320
Construction	2,322	2,421	2,519		
Federal	(28,502,471)	(21,454,711)	(13,242,407)	(19,996,873)	769,631
Revolving	32,487,195	31,865,495	39,262,892	43,798,051	52,244,039
Trust	27,979,788	27,924,932	28,479,322	13,665,287	13,634,941
	<u>64,919,732</u>	<u>73,068,616</u>	<u>93,869,106</u>	<u>78,491,951</u>	<u>117,323,931</u>
Aeronautics, Department of					
Cash	3,815,794	4,342,960	4,690,134	5,128,006	5,946,410
Trust	6,500,048	6,872,169	6,412,292	6,536,948	6,161,706
	<u>10,315,842</u>	<u>11,215,129</u>	<u>11,102,426</u>	<u>11,664,954</u>	<u>12,108,116</u>
Agriculture, Department of					
Cash	3,951,256	2,585,319	2,568,488	2,204,716	2,211,917
Federal	3,700,586	3,185,042	3,065,367	3,057,875	3,007,295
Revolving	3,524	10,270	14,748	6,520	6,384
	<u>7,655,366</u>	<u>5,780,631</u>	<u>5,648,603</u>	<u>5,269,111</u>	<u>5,225,596</u>
Arts Council, Nebraska					
Cash	10,616	9,869	83,375	3,165	4,416
Federal	20,622	148,103	91,815	125,761	107,687
Trust	34,749	28,515	28,469	28,721	24,844
	<u>65,987</u>	<u>186,487</u>	<u>203,659</u>	<u>157,647</u>	<u>136,947</u>
Attorney General					
Cash	49,366	35,645	125,492	172,869	241,175
Federal	15,750	49,950	95,422	39,394	65,900
Revolving	57,735	75,291	104,179	788	3,323
Trust	1,126,648	1,331,188	1,801,540	1,405,351	1,127,005
	<u>1,249,499</u>	<u>1,492,074</u>	<u>2,126,633</u>	<u>1,618,402</u>	<u>1,437,403</u>
Auditor of Public Accounts					
Cash	36,560	51,254	60,056	116,482	208,058
Banking and Finance, Department of					
Cash	16,658,526	13,325,157	16,846,073	11,431,670	10,091,978
Trust	(103)	(103)	(103)	(103)	500,000
	<u>16,658,423</u>	<u>13,325,054</u>	<u>16,845,970</u>	<u>11,431,567</u>	<u>10,591,978</u>
Barber Examiners, Board of					
Cash	129,111	148,597	157,559	172,738	173,415
Blind and Visually Impaired, Commission for					
Cash	17,212	17,936	30,826	33,139	35,509
Federal	242,226	308,694	161,979	41,910	104,515
Trust	158,814	207,220	198,394	197,891	239,312
	<u>418,252</u>	<u>533,850</u>	<u>391,199</u>	<u>272,940</u>	<u>379,336</u>

State of Nebraska
SCHEDULE OF FUND EQUITY BY FUND TYPE
As of June 30, 2002 through June 30, 2006

AGENCY	2002	2003	2004	2005	2006
Brand Committee, Nebraska					
Cash	1,004,621	653,832	561,432	669,716	652,138
Corn Development, Utilization and Marketing Board, Nebraska					
Cash	939,883	664,014	721,950	593,200	590,112
Federal					1,000
	939,883	664,014	721,950	593,200	591,112
Correctional Services, Department of					
Cash	851,644	2,173,143	2,188,773	4,167,039	1,345,858
Construction	86				
Federal	1,827,417	293,707	1,384,899	(49,389)	398,440
Revolving	3,644,335	4,642,942	6,132,745	8,557,458	9,846,995
Trust	2,475,018	2,678,061	2,950,556	3,304,119	4,067,841
	8,798,500	9,787,853	12,656,973	15,979,227	15,659,134
Criminal Justice, Commission on Law Enforcement and					
Cash	561,665	435,156	880,272	1,274,611	1,272,918
Federal	3,457,040	3,087,711	2,684,129	1,318,310	843,556
	4,018,705	3,522,867	3,564,401	2,592,921	2,116,474
Dairy Industry Development Board, Nebraska					
Cash	89,330	32,394	88,984	81,902	84,931
Deaf/Hard of Hearing, Commission for the					
Cash	51,474	44,836	46,144	30,829	35,493
Dry Bean Commission					
Cash	295,970	209,983	139,818	127,723	207,218
Economic Development, Department of					
Cash	16,698,192	13,434,773	13,991,375	17,443,263	32,944,075
Federal	2,442,238	3,149,631	2,221,717	2,964,234	2,820,075
	19,140,430	16,584,404	16,213,092	20,407,497	35,764,150
Education, State Department of					
Cash	9,999,047	1,030,474	5,435,214	3,720,736	3,188,263
Federal	3,245,776	3,733,172	4,447,981	5,101,155	5,771,200
Revolving	216,536	218,390	260,221	267,757	270,400
Trust	14,194,405	16,158,011	17,347,332	18,418,787	30,443,660
	27,655,764	21,140,047	27,490,748	27,508,435	39,673,523
Educational Lands and Funds, Board of					
Cash	3,344,693	3,300,605	2,979,748	3,249,361	3,250,765
Trust	321,498,308	328,959,897	367,705,221	406,301,195	433,710,763
	324,843,001	332,260,502	370,684,969	409,550,556	436,961,528
Educational Telecommunications Commission, Nebraska					
Cash	2,928,752	2,109,851	1,596,446	1,659,943	1,710,505
Federal	4,369	4,393	4,392	4,392	4,392
Trust	24,298	340,432	700,058	816,550	24,783
	2,957,419	2,454,676	2,300,896	2,480,885	1,739,680

State of Nebraska
SCHEDULE OF FUND EQUITY BY FUND TYPE
As of June 30, 2002 through June 30, 2006

AGENCY	2002	2003	2004	2005	2006
Electrical Board, Nebraska					
Cash	465,534	370,686	267,335	865,417	812,860
Engineers and Architects, Board of Examiners for Professional					
Cash	915,673	936,803	997,627	921,934	830,351
Environmental Quality, Department of					
Cash	47,492,049	40,174,280	40,347,276	33,250,005	28,162,908
Federal	1,706,899	1,830,900	1,667,136	1,919,705	1,147,210
Trust	30,374,802	142,508,048	195,315,743	214,015,217	232,579,286
	79,573,750	184,513,228	237,330,155	249,184,927	261,889,404
Equal Opportunity Commission					
Federal	1,173,298	1,312,726	989,181	927,901	604,369
Ethanol Board, Nebraska					
Cash	5,666,454	8,633,239	9,127,012	6,831,124	12,558,955
Federal		25,253	15,905	16,454	8,024
	5,666,454	8,658,492	9,142,917	6,847,578	12,566,979
Fire Marshal, State					
Cash	2,886,566	2,697,773	1,434,102	1,688,354	1,934,095
Federal	297,453	475,241	526,998	133,189	123,588
	3,184,019	3,173,014	1,961,100	1,821,543	2,057,683
Foster Care Review Board, State					
Cash	8,462	9,008	9,563	10,271	13,329
Trust			3,986	19,628	14,341
	8,462	9,008	13,549	29,899	27,670
Game and Parks Commission					
Cash	44,821,902	37,589,018	41,269,995	43,753,906	50,023,225
Federal	670,700	347,132	1,078,180	615,909	401,128
	45,492,602	37,936,150	42,348,175	44,369,815	50,424,353
Geologists, Board of					
Cash	38,832	40,820	46,811	53,235	53,961
Governor					
Cash	5,774,420	4,850,882	3,194,423	2,543,887	2,044,703
Federal	1,239,342	1,231,494	1,218,641	1,253,195	1,302,281
Trust	28,595,341	28,966,221	29,415,188	29,849,961	30,514,978
	35,609,103	35,048,597	33,828,252	33,647,043	33,861,962
Grain Sorghum Development, Utilization and Marketing Board					
Cash	236,726	148,501	136,711	140,374	150,674
Health and Human Services System - Finance and Support					
Cash	43,475,481	26,190,431	32,518,521	34,463,900	32,944,655
Federal	14,147,517	12,075,199	13,396,878	14,550,553	15,847,608
Trust	210,522,466	231,220,513	300,478,394	343,602,418	383,170,978
	268,145,464	269,486,143	346,393,793	392,616,871	431,963,241

State of Nebraska
SCHEDULE OF FUND EQUITY BY FUND TYPE
 As of June 30, 2002 through June 30, 2006

AGENCY	2002	2003	2004	2005	2006
Health and Human Services System -					
Health and Human Services					
Cash	25,184,089	20,386,018	11,041,318	10,997,299	7,430,106
Federal	20,515,403	12,540,322	19,141,918	24,447,988	24,376,657
Trust	1,556,188	1,506,896	1,519,187	1,469,155	1,281,555
	<u>47,255,680</u>	<u>34,433,236</u>	<u>31,702,423</u>	<u>36,914,442</u>	<u>33,088,318</u>
Health and Human Services System -					
Regulation and Licensure					
Cash	22,217,744	16,361,721	17,407,239	17,709,058	18,209,998
Federal	1,354,440	2,251,268	1,847,225	2,094,827	623,391
	<u>23,572,184</u>	<u>18,612,989</u>	<u>19,254,464</u>	<u>19,803,885</u>	<u>18,833,389</u>
Historical Society, Nebraska State					
Cash	106,152	93,656	108,162	125,074	112,245
Federal	59,321	41,521	129,601	312,415	317,606
Trust	37,693	32,374	33,601	35,013	44,195
	<u>203,166</u>	<u>167,551</u>	<u>271,364</u>	<u>472,502</u>	<u>474,046</u>
Indian Affairs, Commission on					
Cash	-	-	-	12,011	5,515
Insurance, Department of					
Cash	8,614,876	8,224,753	9,739,839	10,676,882	12,951,412
Trust	6,613,640	7,539,515	8,390,102	8,401,380	8,340,136
	<u>15,228,516</u>	<u>15,764,268</u>	<u>18,129,941</u>	<u>19,078,262</u>	<u>21,291,548</u>
Investment Council, Nebraska					
Cash	182,117	156,495	170,201	174,224	191,960
Labor, Department of					
Cash	2,201,901	2,330,480	2,570,703	2,936,641	3,072,639
Federal	484,079	921,260	880,699	885,563	2,159,477
Trust	44,153,847	44,699,680	30,859,572	31,363,655	31,913,823
	<u>46,839,827</u>	<u>47,951,420</u>	<u>34,310,974</u>	<u>35,185,859</u>	<u>37,145,939</u>
Land Surveyors, State Board of Examiners for					
Cash	48,169	59,508	45,782	54,977	41,506
Landscape Architects, Board of					
Cash	14,734	17,037	19,684	20,368	21,474
Legislative Council					
Cash	321,695	304,322	316,828	330,876	345,642
Federal					
	<u>321,695</u>	<u>304,322</u>	<u>316,828</u>	<u>330,876</u>	<u>345,642</u>
Library Commission, Nebraska					
Cash	31,940	110,805	179,085	372,387	347,367
Federal	10	91,900	33,580	44,794	125,752
Trust	60,317	61,099	59,201	58,491	60,217
	<u>92,267</u>	<u>263,804</u>	<u>271,866</u>	<u>475,672</u>	<u>533,336</u>
Liquor Control Commission, Nebraska					
Cash	65,040	71,293	65,356	69,432	74,571

State of Nebraska
SCHEDULE OF FUND EQUITY BY FUND TYPE
 As of June 30, 2002 through June 30, 2006

AGENCY	2002	2003	2004	2005	2006
Mexican-Americans, Commission on					
Cash	4,427	4,617	3,275	3,393	3,534
Military, Department of					
Cash	1,029,482	974,983	1,203,347	1,319,895	1,240,993
Federal	807,764	678,563	920,963	874,158	1,049,829
	1,837,246	1,653,546	2,124,310	2,194,053	2,290,822
Motor Vehicle Industry Licensing Board, Nebraska					
Cash	878,529	332,085	231,840	194,494	188,315
Motor Vehicles, Department of					
Cash	11,178,929	11,139,984	12,944,602	11,710,587	14,917,650
Federal	(215,546)	(301,398)	(101,876)	(121,348)	(287,674)
Trust	46,612	46,612	46,612	46,612	46,612
	11,009,995	10,885,198	12,889,338	11,635,851	14,676,588
Natural Resources, Department of					
Cash	2,348,337	2,237,823	3,217,392	3,627,362	2,626,430
Federal	394,201	490,461	183,281	91,270	117,381
	2,742,538	2,728,284	3,400,673	3,718,632	2,743,811
Oil and Gas Conservation Commission, Nebraska					
Cash	621,017	587,790	536,115	572,130	680,396
Federal	8,662	6,826	3,615	2,694	764
Trust	39,506	32,425	38,476	39,859	25,696
	669,185	627,041	578,206	614,683	706,856
Postsecondary Education, Coordinating Commission for					
Cash	13,336	13,538	49,078	76,722	114,891
Federal	8,435	8,294	6,463	6,695	20,412
Trust	15,003	34,056	23,264	27,093	25,676
	36,774	55,888	78,805	110,510	160,979
Power Review Board, Nebraska					
Cash	146,328	148,688	167,982	293,837	204,590
Property Assessment & Taxation, Dept of					
Cash	1,243,440	747,994	384,227	1,727,128	1,886,696
Public Accountancy, Nebraska State Board of					
Cash	452,369	436,333	480,588	569,694	639,547
Public Advocacy, Commission on					
Cash	404,845	355,461	468,179	769,589	1,243,664
Federal	47,698	36,371			
	452,543	391,832	468,179	769,589	1,243,664
Public Service Commission					
Cash	66,951,097	76,164,381	74,703,673	72,392,505	52,116,164
Trust	168,299	151,768	195,706	1,740,883	
	67,119,396	76,316,149	74,899,379	74,133,388	52,116,164

State of Nebraska
SCHEDULE OF FUND EQUITY BY FUND TYPE
As of June 30, 2002 through June 30, 2006

AGENCY	2002	2003	2004	2005	2006
Racing Commission, State					
Cash	447,148	321,824	262,654	168,462	270,882
Railway Council, Nebraska					
Revolving	3,011,247	3,163,011	3,192,202	3,016,844	3,142,831
Real Estate Appraiser Board					
Cash	287,945	328,928	387,192	401,235	393,319
Real Estate Commission, State					
Cash	578,189	671,039	795,154	898,857	893,858
Retirement Systems, Public Employees'					
Cash	118,421	267,263	1,010,509	1,583,774	1,705,796
Trust	4,438,024,471	4,478,588,355	5,094,907,746	6,046,296,278	7,661,836,385
	4,438,142,892	4,478,855,618	5,095,918,255	6,047,880,052	7,663,542,181
Revenue, Department of					
Cash	8,654,953	6,992,410	5,305,468	8,077,483	7,888,423
Federal	17,983	17,161	17,839	18,480	19,211
Revolving	13,732	14,817	17,824	19,845	21,604
Trust	6,176,331	5,258,013	5,594,177	4,334,342	7,496,628
	14,862,999	12,282,401	10,935,308	12,450,150	15,425,866
Roads, Department of					
Cash	104,777,462	95,853,364	82,671,436	103,482,872	72,340,501
Rural Development Commission					
Cash	12,597	174	175	176	177
Federal	56,082	4,801	11,795	36,843	26,635
	68,679	4,975	11,970	37,019	26,812
Secretary of State					
Cash	3,004,141	2,823,952	12,579,755	20,768,551	10,040,660
Revolving	260,849	387,541	331,650	485,076	518,748
	3,264,990	3,211,493	12,911,405	21,253,627	10,559,408
State Colleges					
Cash	7,176,862	9,126,938	11,852,033	14,099,871	14,402,712
Federal	464,594	704,149	847,861	906,355	1,130,357
Revolving	1,144,233	283,160	5,171,088	3,614,842	3,427,548
Trust	958,538	(3,788,750)	(5,150,313)	(4,728,190)	(4,692,446)
	9,744,227	6,325,497	12,720,669	13,892,878	14,268,171
State Patrol, Nebraska					
Cash	3,879,417	4,709,024	6,472,207	5,232,645	5,969,412
Federal	(384,852)	(377,235)	(49,909)	(167,265)	(62,638)
	3,494,565	4,331,789	6,422,298	5,065,380	5,906,774
State Treasurer					
General	54,042,053	2,703,707	173,997,425	401,769,274	563,809,876
Cash Reserve	110,066,100	59,142,544	87,028,337	177,167,720	273,616,789
Cash	1,552,908	2,272,660	3,653,083	(3,205,244)	(1,640,682)
Construction	377,470	2,258,976	782,837	833,036	6,121,780
Trust	67,975,679	77,058,719	75,828,758	81,891,706	82,790,307
	234,014,210	143,436,606	341,290,440	658,456,492	924,698,070

State of Nebraska
SCHEDULE OF FUND EQUITY BY FUND TYPE
As of June 30, 2002 through June 30, 2006

AGENCY	2002	2003	2004	2005	2006
Status of Women, Nebraska Commission on the					
Cash	<u>21,502</u>	<u>22,729</u>	<u>15,378</u>	<u>537</u>	<u>3,590</u>
Supreme Court					
Cash	1,392,735	1,139,524	2,991,903	5,973,464	9,297,791
Federal	<u>106,020</u>	<u>138,402</u>	<u>129,731</u>	<u>125,166</u>	<u>178,455</u>
	<u>1,498,755</u>	<u>1,277,926</u>	<u>3,121,634</u>	<u>6,098,630</u>	<u>9,476,246</u>
Tax Equalization and Review Commission					
Cash	<u>50,950</u>	<u>50,580</u>	<u>56,371</u>	<u>68,765</u>	<u>93,070</u>
Technical Community Colleges, Nebraska Coordinating Commission for					
Cash	<u>78,224</u>	<u>3,569</u>	<u>3,896</u>	<u>4,036</u>	<u>4,205</u>
University of Nebraska					
Cash	103,432,362	83,442,229	98,244,265	111,673,176	105,410,677
Construction	744,363	776,195	807,739	814,594	1,341,472
Federal	7,436,126	12,271,144	12,705,195	10,199,777	8,273,723
Revolving	91,425,960	88,552,602	104,890,373	109,075,125	112,404,177
Trust	<u>110,257,491</u>	<u>141,864,894</u>	<u>129,979,438</u>	<u>143,032,128</u>	<u>154,688,201</u>
	<u>313,296,302</u>	<u>326,907,064</u>	<u>346,627,010</u>	<u>374,794,800</u>	<u>382,118,250</u>
Veterans' Affairs, Department of					
Cash					46
Construction					21,704
Trust	<u>685,249</u>	<u>439,125</u>	<u>392,977</u>	<u>1,067,635</u>	<u>1,324,196</u>
	<u>685,249</u>	<u>439,125</u>	<u>392,977</u>	<u>1,067,635</u>	<u>1,345,946</u>
Wheat Development, Utilization and Marketing Board, Nebraska					
Cash	<u>407,693</u>	<u>512,374</u>	<u>926,433</u>	<u>922,062</u>	<u>926,117</u>
Workers' Compensation Court, Nebraska					
Cash	8,810,380	5,491,129	6,664,506	7,988,149	9,827,815
Federal	382	95	95	95	95
Trust	<u>4,130,091</u>	<u>2,577,872</u>	<u>6,287,232</u>	<u>4,929,369</u>	<u>3,345,224</u>
	<u>12,940,853</u>	<u>8,069,096</u>	<u>12,951,833</u>	<u>12,917,613</u>	<u>13,173,134</u>
STATE TOTALS					
GENERAL	54,042,053	2,703,707	173,997,425	401,769,274	563,809,876
CASH RESERVE	110,066,100	59,142,544	87,028,337	177,167,720	273,616,789
CASH	635,763,191	557,054,991	592,722,435	633,656,298	601,893,132
CONSTRUCTION	1,124,241	3,037,592	1,593,095	1,647,630	7,484,956
FEDERAL	36,849,564	39,327,542	56,516,289	51,782,182	71,397,332
REVOLVING	132,265,346	129,213,519	159,377,922	168,842,306	181,886,049
TRUST	<u>5,324,383,537</u>	<u>5,543,297,757</u>	<u>6,299,842,128</u>	<u>7,358,167,379</u>	<u>9,084,740,843</u>
	<u>\$ 6,294,494,032</u>	<u>\$ 6,333,777,652</u>	<u>\$ 7,371,077,631</u>	<u>\$ 8,793,032,789</u>	<u>\$ 10,784,828,977</u>

State of Nebraska
SCHEDULE OF MAJOR AID PAYMENTS
For the years ended June 30, 2002 through June 30, 2006

PROGRAM	2002	2003	2004	2005	2006
Medicaid	\$1,173,963,617	\$1,224,214,166	\$1,301,789,439	\$1,354,055,081	\$1,370,480,672
Education Aid (1)	903,414,115	926,315,917	914,858,091	939,743,093	1,030,165,452
Welfare Client Eligibility & Service Vendor Payments	264,200,685	275,105,991	278,984,558	293,592,885	321,891,163
Higher Education Aid Payments and Scholarships	181,691,967	202,294,789	224,490,083	240,037,842	249,597,050
Universal Service Fund	47,170,026	56,192,620	64,954,759	68,699,673	77,854,360
School Assistance and Support Aid	77,865,861	75,458,229	90,908,679	80,958,552	69,265,860
Behavioral Health Aid	52,636,364	60,530,532	57,872,648	62,522,826	68,630,328
Aid to Community Colleges	65,423,988	64,403,490	62,376,556	62,887,646	65,312,215
Community Mental Retardation Programs	111,031,238	94,034,779	52,755,467	58,548,572	61,820,752
Aid to Local Government for Homestead Exemption	37,793,179	40,918,956	46,566,167	50,455,089	53,724,132
Wastewater Treatment and Related Construction	26,863,719	32,861,935	26,661,228	34,534,613	50,146,205
Community Health Programs	36,153,758	39,735,432	43,227,921	44,750,703	44,991,144
Children's Health Insurance	14,061,536	27,757,729	42,429,360	41,670,356	42,588,197
Public Transportation Systems	4,901,693	4,837,192	5,242,289	5,203,318	26,588,188
Economic Development	27,485,395	27,051,232	26,394,124	23,953,625	23,492,289
Aid to Local Entities from Temporary School Fund	27,888,566	24,239,872	23,677,358	24,509,930	23,389,161
Civil Defense	1,057,488	1,460,482	12,362,999	16,335,123	19,914,618
Airport Construction and Development	23,705,365	17,341,957	15,379,096	16,578,002	17,966,347
Public Employee Retirement-def. benefit plans	14,871,930	15,388,514	15,926,774	17,048,011	17,796,465
Programs for the Aged	13,365,753	14,146,534	14,961,274	15,358,711	14,903,173
Municipal Equalization	14,131,957	13,548,762	12,850,239	14,483,589	14,757,700
Drinking Water Loan Program	9,000,726	9,379,941	13,495,824	13,955,695	12,478,240
Biomedical Research	10,000,000	10,000,000	10,000,000	10,000,000	12,000,000
Aid to Municipalities	16,830,240	13,148,625	11,313,762	11,257,193	11,257,193
Public Health Aid	6,263,176	8,731,590	8,613,083	8,525,882	9,021,509
Energy Grants	10,642,373	9,504,912	7,723,007	7,905,290	8,669,346
Environmental Trust Act	9,548,724	8,663,459	5,995,247	6,640,753	8,269,979
Water Conservation and Resource Development	7,740,546	8,004,884	7,300,099	10,701,510	8,036,804
Division of Employment	9,946,170	10,709,818	9,754,828	9,197,667	7,945,503
Aid to Local Taxing Entities from Highway Tax Fund	7,596,172	7,438,996	7,934,753	7,627,225	7,393,500
Governor's Emergency Program	7,481,358	5,865,218	5,999,520	12,045,823	6,829,406
Vocational Rehabilitation	4,800,008	5,166,905	4,864,301	6,125,943	5,892,269
Law Enforcement & Criminal Justice	9,328,237	7,918,448	7,450,224	7,696,919	5,274,104
Aid to Counties	7,098,056	5,545,356	4,990,820	4,965,866	4,965,866
Enhanced Wireless 911 Fund	53,850	2,085,264	3,290,816	2,846,159	4,516,384
Jail Reimbursement Aid	4,033,565	5,098,610	3,519,000	3,501,405	3,501,405
Industry Recruitment	2,243,368	3,256,912	2,384,491	1,057,700	3,173,488
Highway Safety and Enforcement Standards	2,495,884	2,480,751	2,994,508	3,237,047	3,034,428
OASDI Disability Determination	2,273,513	2,343,845	2,551,047	2,713,598	2,624,293
Cancer Research Aid	3,287,459	2,526,774	2,847,983	2,909,719	2,398,352
Vocational Education	3,012,204	2,909,970	2,809,929	2,899,261	2,333,018
Victim/Witness Assistance	2,227,083	2,436,245	2,148,098	2,136,334	2,291,110
State Fair Support	-	-	-	-	2,012,201
All Other	63,150,909	46,263,123	35,480,018	33,961,290	30,823,692
TOTAL	\$3,318,731,821	\$3,417,318,756	\$3,498,130,468	\$ 3,637,835,519	\$ 3,830,017,561

FUND TYPE CLASSIFICATION:

GENERAL	\$1,593,218,720	\$1,610,734,591	\$1,599,915,228	\$1,715,051,759	\$1,855,720,956
CASH	228,032,334	222,821,831	226,415,266	228,467,181	276,041,718
CONSTRUCTION	117,800	27,200	-	2,602	7,000
FEDERAL	1,353,329,887	1,420,219,287	1,515,057,249	1,525,729,089	1,484,897,666
REVOLVING	4,495,278	7,784,724	7,620,076	7,961,474	7,985,368
TRUST	139,537,802	155,731,123	149,122,649	160,623,414	205,364,853
TOTAL	\$3,318,731,821	\$3,417,318,756	\$3,498,130,468	\$ 3,637,835,519	\$ 3,830,017,561

Note (1) Special Education and State Aid to Schools have been consolidated into Education Aid

State of Nebraska

SCHEDULE OF TAXES RECEIVED BY REVENUE SOURCE (NET OF REFUNDS)

For the years ended June 30, 2002 through June 30, 2006

SOURCE/FUND TYPE	2002	2003	2004	2005	2006
INCOME					
General Fund					
Individual	\$ 1,151,489,601	\$ 1,122,294,997	\$ 1,239,416,156	\$ 1,385,552,597	\$ 1,535,570,727
Corporate	107,628,074	111,597,397	167,429,431	198,380,442	262,295,456
Other	8,319,227	7,126,904	10,474,538	14,521,700	13,763,029
	<u>1,267,436,902</u>	<u>1,241,019,298</u>	<u>1,417,320,125</u>	<u>1,598,454,739</u>	<u>1,811,629,212</u>
Cash Funds - Corporate				3,357,698	3,645,698
	<u>1,267,436,902</u>	<u>1,241,019,298</u>	<u>1,417,320,125</u>	<u>1,601,812,437</u>	<u>1,815,274,910</u>
SALES AND USE					
General Fund	918,889,091	1,028,930,815	1,114,395,183	1,231,011,089	1,259,683,378
Cash Funds (3)	65,904,180	2,454,332	2,855,333	2,832,272	3,008,237
Trust Funds	151,439,944	151,401,832	151,552,189	143,001,621	134,835,290
	<u>1,136,233,215</u>	<u>1,182,786,979</u>	<u>1,268,802,705</u>	<u>1,376,844,982</u>	<u>1,397,526,905</u>
PETROLEUM					
Cash Funds	12,758,934	12,793,939	13,045,839	12,110,559	13,649,151
Trust Funds	290,244,044	291,638,730	292,746,125	292,978,070	298,454,382
	<u>303,002,978</u>	<u>304,432,669</u>	<u>305,791,964</u>	<u>305,088,629</u>	<u>312,103,533</u>
EXCISE					
General Fund	44,311,774	43,814,487	47,704,604	67,345,324	75,554,500
Cash Reserve Fund (2)		22,249,832	29,149,611	7,722,267	
Cash Funds	42,339,460	49,064,030	52,185,718	59,205,819	67,256,452
Trust Funds			1,924,448		
	<u>86,651,234</u>	<u>115,128,349</u>	<u>130,964,381</u>	<u>134,273,410</u>	<u>142,810,952</u>
BUSINESS AND FRANCHISE					
General Fund	25,910,951	28,667,890	38,459,876	28,922,268	35,654,441
Cash Funds	13,625,462	10,784,166	11,547,459	5,035,924	5,338,407
Trust Funds	9,925,043	11,061,433	12,108,909	12,425,319	12,689,298
	<u>49,461,456</u>	<u>50,513,489</u>	<u>62,116,244</u>	<u>46,383,511</u>	<u>53,682,146</u>
ESTATE					
General Fund	15,611,334	15,264,661	26,423,474	13,565,719	69,635,747
PROPERTY (1)					
General Fund	6,383,047	2,182,714	128,578	124,822	127,562
Cash Funds	2,332,259	7,250,469	7,260,451	10,247,611	8,765,669
	<u>8,715,306</u>	<u>9,433,183</u>	<u>7,389,029</u>	<u>10,372,433</u>	<u>8,893,231</u>
TOTAL TAXES					
GENERAL FUND	2,278,543,099	2,359,879,865	2,644,431,840	2,939,423,961	3,252,284,840
CASH RESERVE FUND (2)	-	22,249,832	29,149,611	7,722,267	-
CASH FUNDS	136,960,295	82,346,936	86,894,800	92,789,883	101,663,614
TRUST FUNDS	451,609,031	454,101,995	458,331,671	448,405,010	445,978,970
	<u>\$ 2,867,112,425</u>	<u>\$ 2,918,578,628</u>	<u>\$ 3,218,807,922</u>	<u>\$ 3,488,341,121</u>	<u>\$ 3,799,927,424</u>

(1) Property tax represents airline and railcar line tax collected by the state for distribution to the counties.

(2) As a result of legislative action, \$.28 of each cigarette pack sold from October, 2002 through September, 2004 was placed in the Cash Reserve Fund.

(3) Prior to July 1, 2002 the Universal Service Fund for telephones was shown as a tax. It is now reflected as other revenue.